

# SCHOOL BUS REPLACEMENT PARTS



# MERITOR<sup>®</sup> SCHOOL BUS COMPONENTS

Comprehensive portfolio. Maximum overall value.



**MERITOR<sup>®</sup>**

# TABLE OF CONTENTS

SEE FOLLOWING PAGES FOR DETAILS

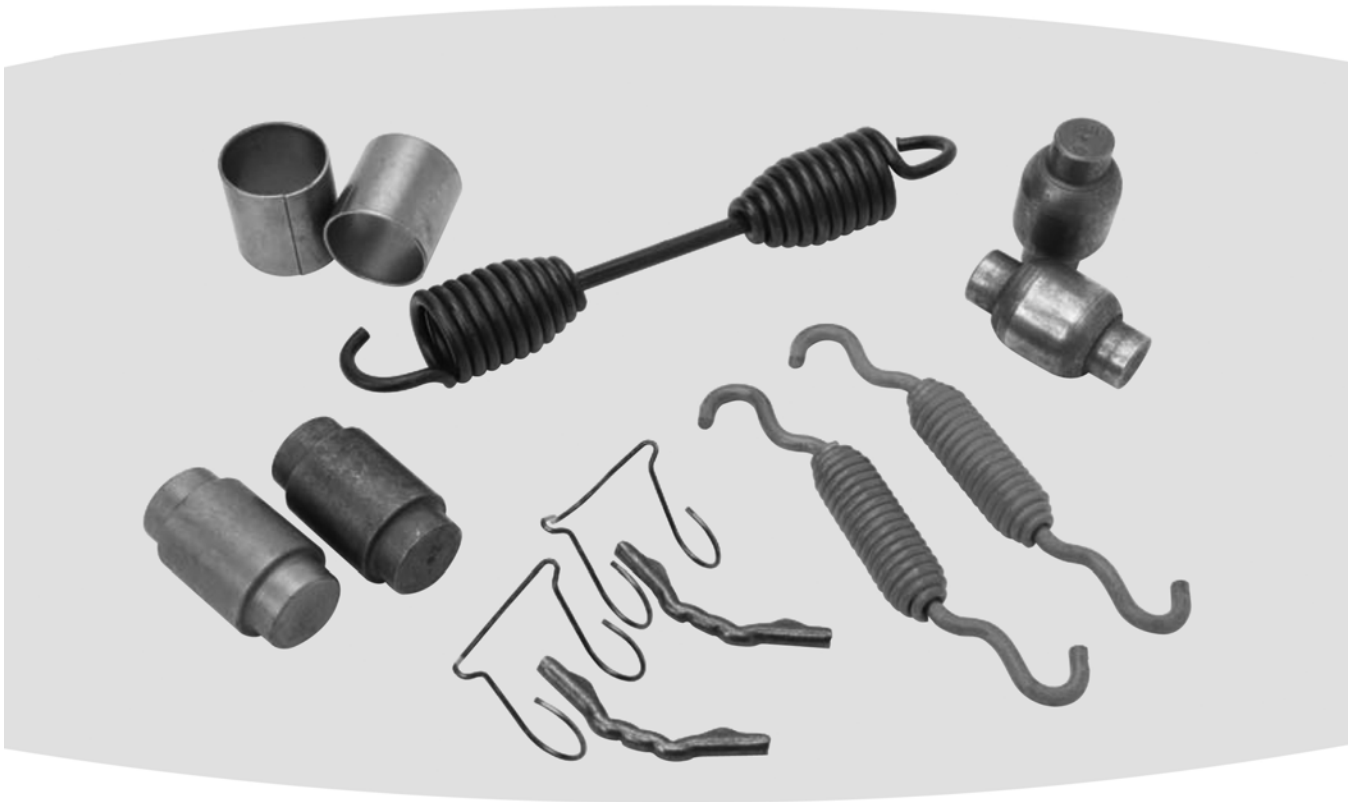
Air Brake	1
Wheel End Parts	2
Hydraulic Brake	3
Air Systems	4
Driveline Components	5
Front Axle	6
Carriers, Transmissions & Steering Gears	7
Shocks	8
Air Springs	9
Numerical Parts Listing	10

## NOTES

## INDEX

<b>Air Brake</b>	<b>Page</b>
ASA Information .....	1-58
Automatic Slack Adjuster Clevises & Clevis Kits .....	1-74
Automatic Slack Adjuster Repair Kits .....	1-68
Brake Assembly Exploded Views .....	1-1
Brake Repair Kits .....	1-37
Camshaft Repair Kits .....	1-55
Camshafts .....	1-46
Clearance Sensing Automatic Slack Adjusters.....	1-75
Meritor Friction Materials.....	1-11
New Lined Shoes & Brake Shoe Kits.....	1-15
Remanufactured Brake Shoes & Brake Shoe Kits .....	1-26

## GENUINE MERITOR BRAKE HARDWARE KITS

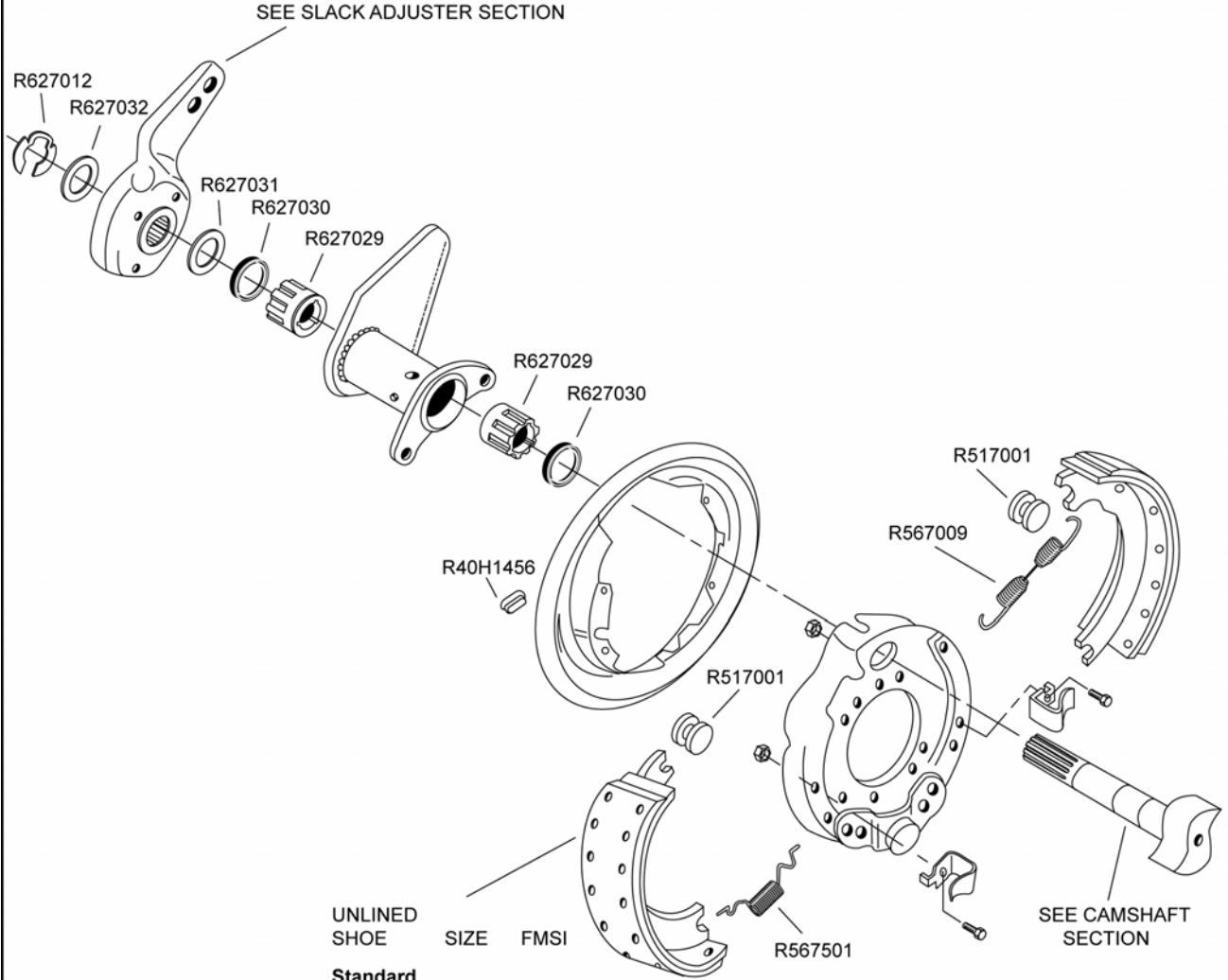


### Genuine Advantages:

- Delivers both proven stopping performance and extended brake life to reduce maintenance costs
  - All parts tested by Meritor to genuine Meritor product specifications
  - All parts engineered to manage the brake forces generated for superior performance
  - Built-in technology leadership you expect from a global leader in brake manufacturing
  - Proven quality control
  - Expert technical support available online 24/7
  - Online technical library
  - Order entry/tracking available using [XpresswayPlus.com](http://XpresswayPlus.com)
  - For 5-Star Partner service with a total commitment to your business, call toll-free 888-725-9355
  - Competitively priced to meet your needs
  - Meritor aftermarket warranty
- It all adds up to an unbeatable combination that gives you the exact quality, support and pricing you need to pull ahead of your competition – and stay ahead!

# EATON 15" DIA. STANDARD & "ES" "EXTENDED SERVICE" BRAKES

## STEER AXLE BRAKE SINGLE WEB



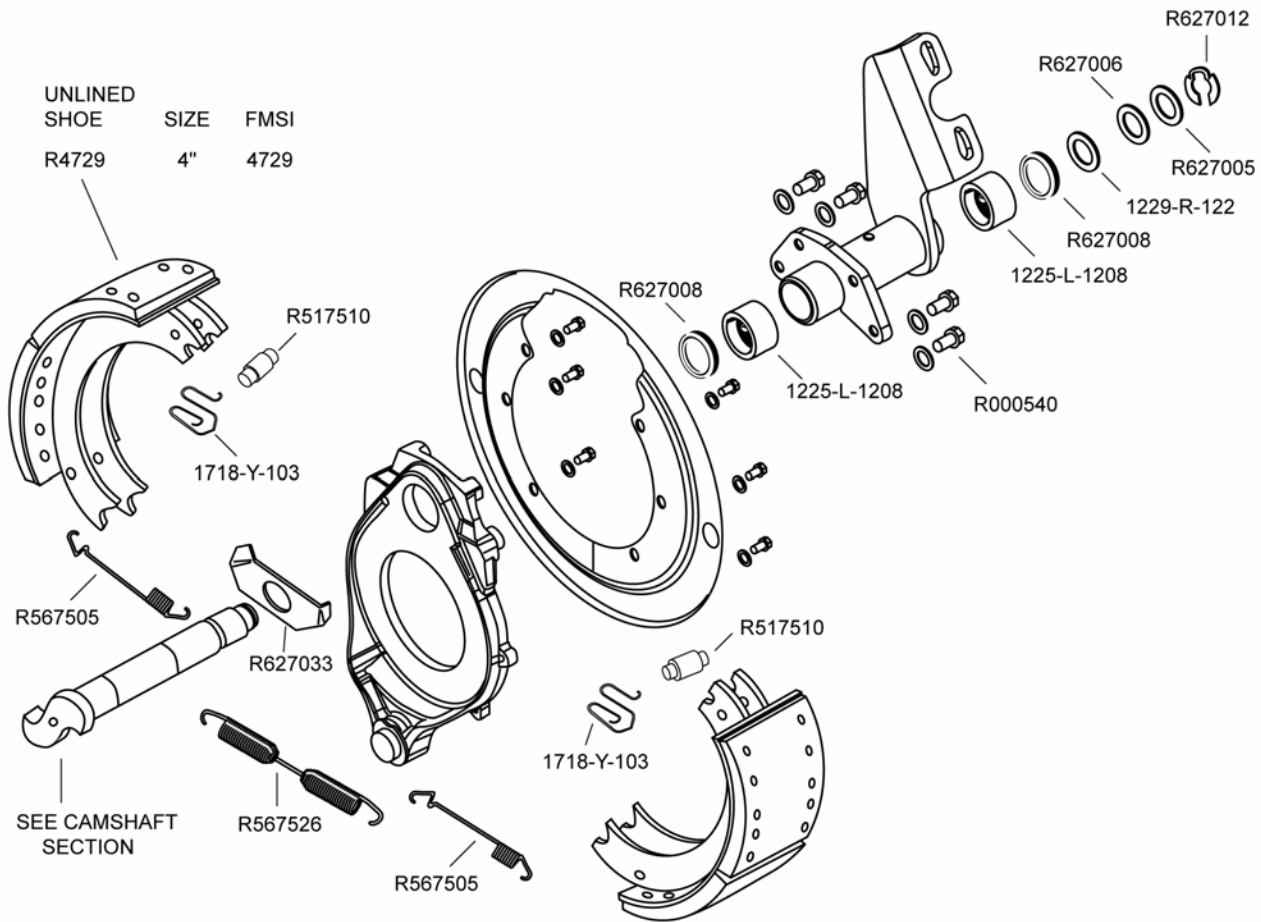
UNLINED SHOE	SIZE	FMSI
<b>Standard</b>		
R1308E	4"	1308
<b>"Extended Service"</b>		
R700017	4"	1443TT

For Brake Repair Kit  
use  
**R507004**

For Camshaft Repair Kit  
use  
**R615013**

# EATON 15" DIA. STANDARD & "ES" "EXTENDED SERVICE" BRAKES

## STEER AXLE BRAKE DOUBLE WEB

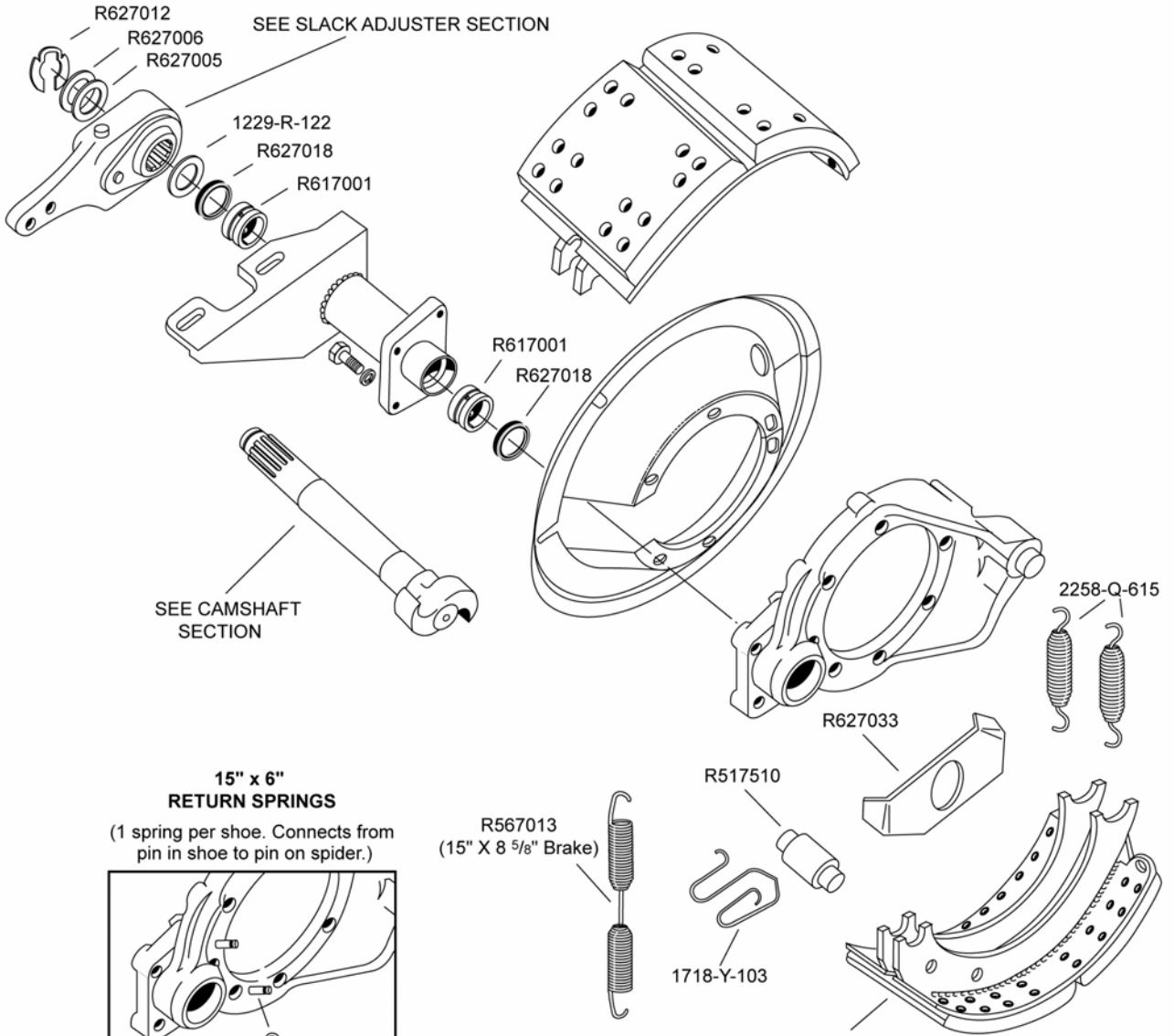


For Brake Repair Kit  
use  
**R615026**

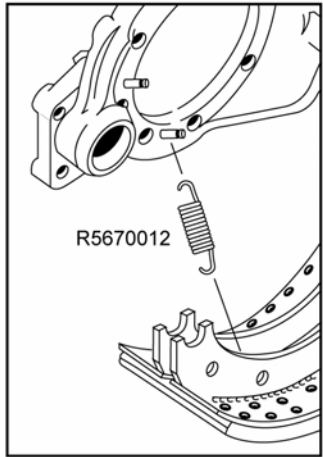
For Camshaft Repair Kit  
use  
**R615002**

# EATON 15" DIAMETER "REDUCED ENVELOPE" BRAKES

## TRUCK AND TRACTOR BRAKE



**15" x 6"  
RETURN SPRINGS**  
(1 spring per shoe. Connects from  
pin in shoe to pin on spider.)



UNLINED SHOE	SIZE	FMSI
R700022	6"	4716
R700018	8 5/8"	4717

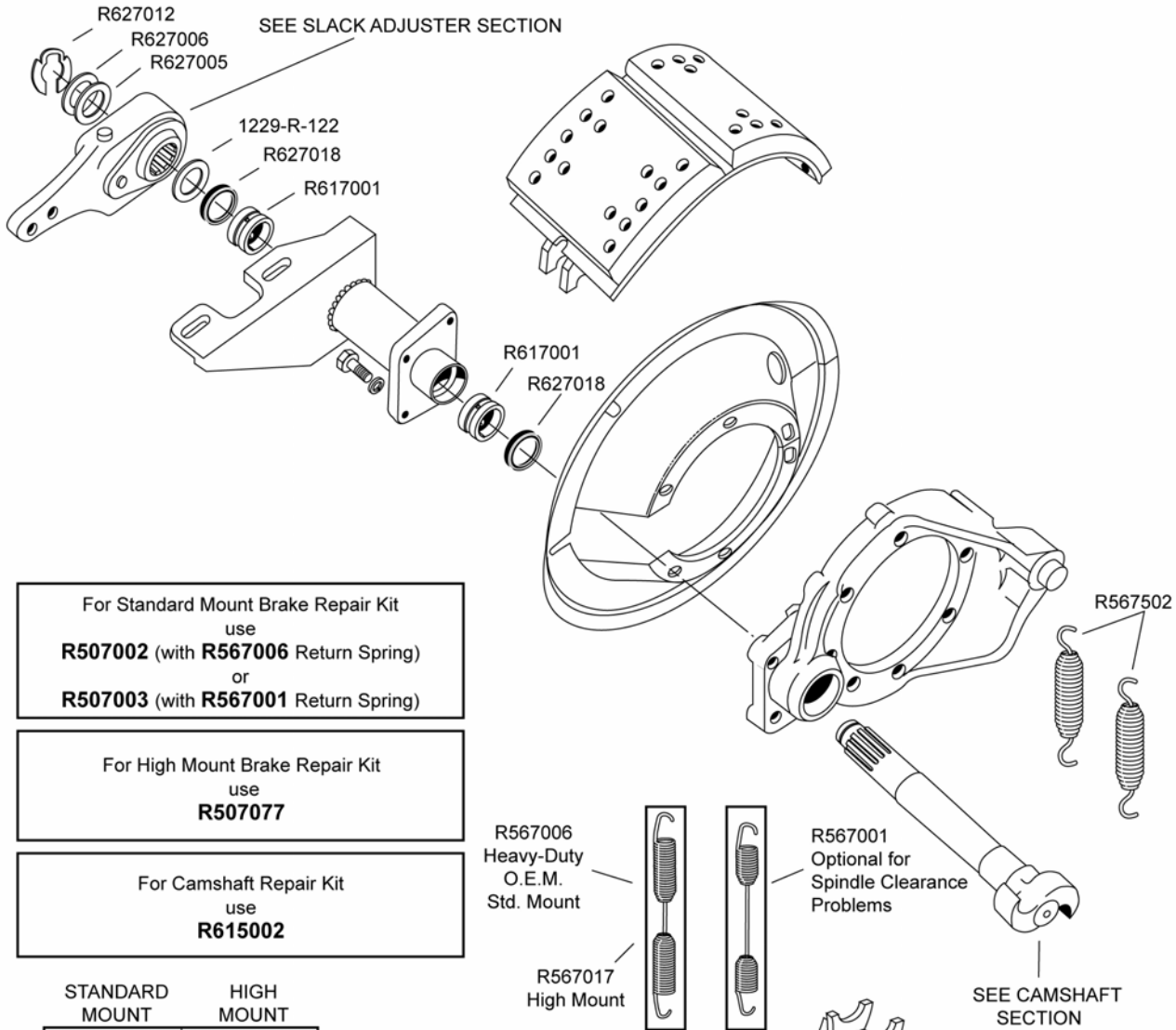
For Brake Repair Kit use  
**R507086** (6" Shoe)  
**R507083** (8 5/8" Shoe)

For Camshaft Repair Kit use  
**R615015**



# EATON 16-1/2" DIAMETER 541 SERIES BRAKES

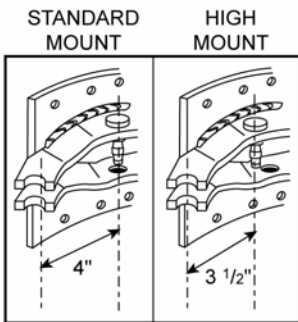
## TRUCK AND TRACTOR BRAKE



For Standard Mount Brake Repair Kit  
use  
**R507002** (with **R567006** Return Spring)  
or  
**R507003** (with **R567001** Return Spring)

For High Mount Brake Repair Kit  
use  
**R507077**

For Camshaft Repair Kit  
use  
**R615002**



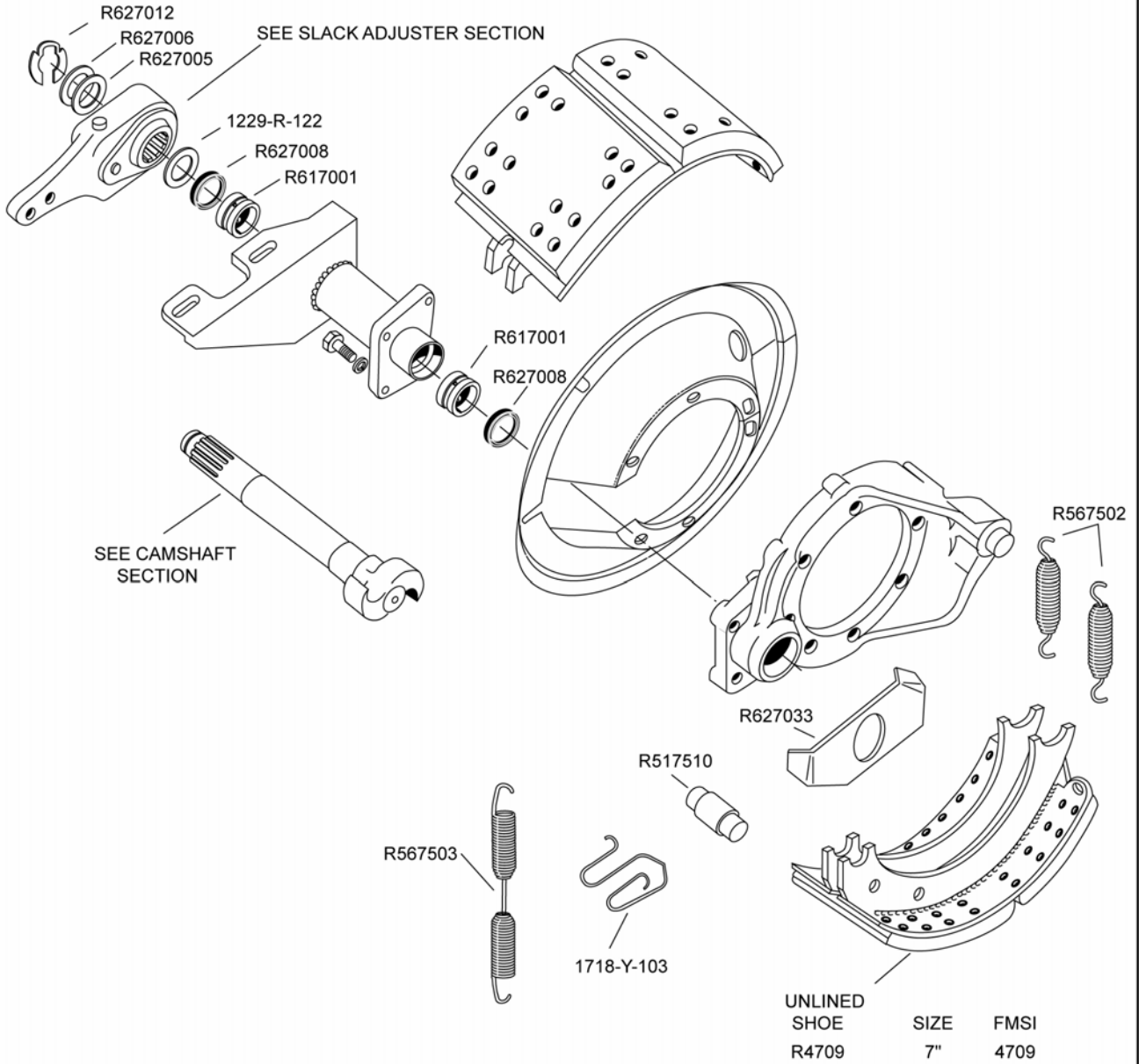
Shoe R4311 & R700021  
Use Spring R567001 or R567006

Shoe R700008, R700010 & R700023  
Use Spring R567017

UNLINED SHOE	SIZE	FMSI
<b>Standard Mount</b>		
R704317(NLA)	6"	4317G
R4311	7"	4311J
R700021	8 5/8"	4674
<b>High Mount</b>		
R700008	5"	4223A
R700023	6"	4317
R700010	7"	4311J

# EATON 16 1/2" DIAMETER "ES" "EXTENDED SERVICE" BRAKES

## TRUCK AND TRACTOR BRAKE



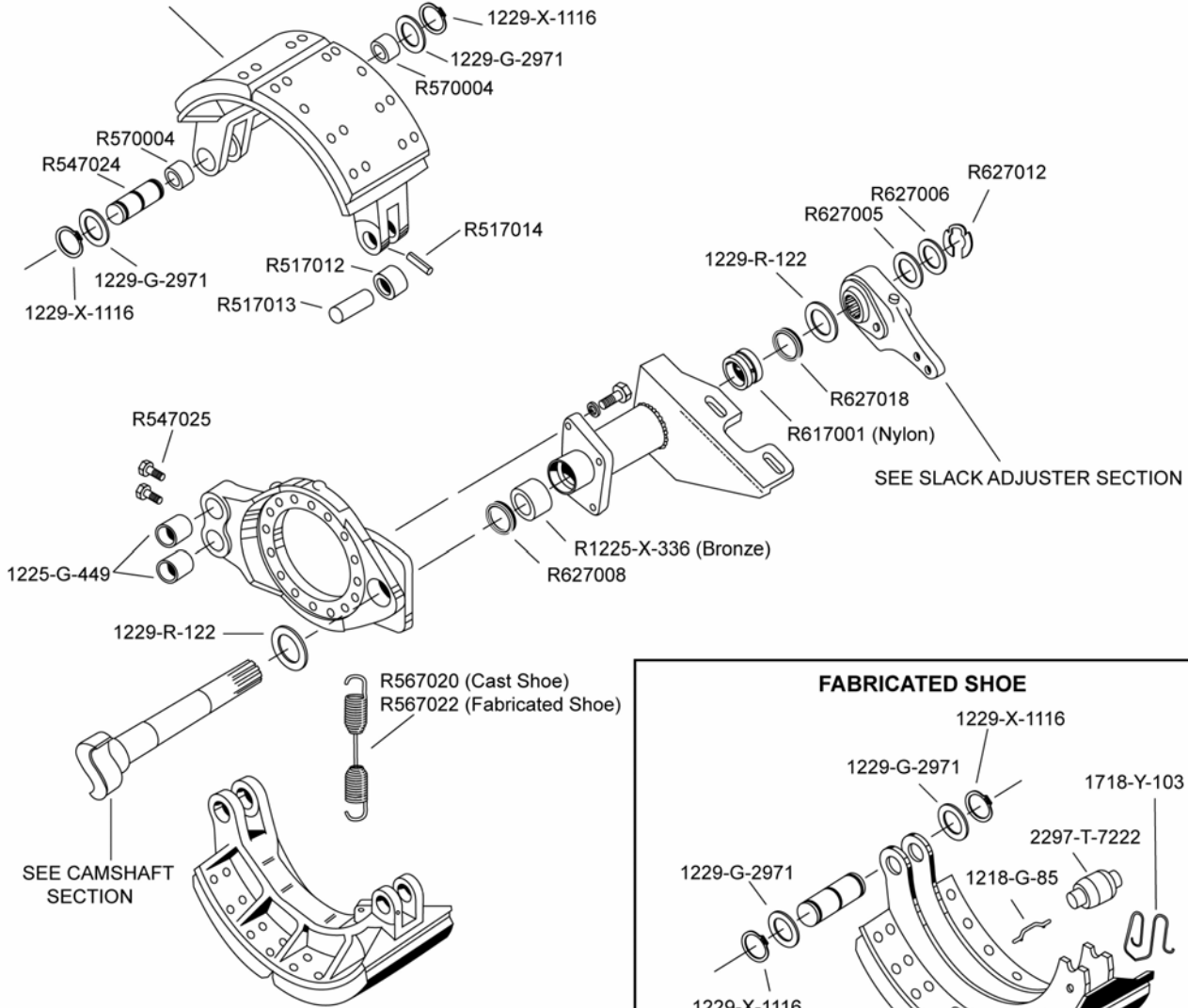
For Brake Repair Kit  
use  
**R507057**

For Camshaft Repair Kit  
use  
**R615015**

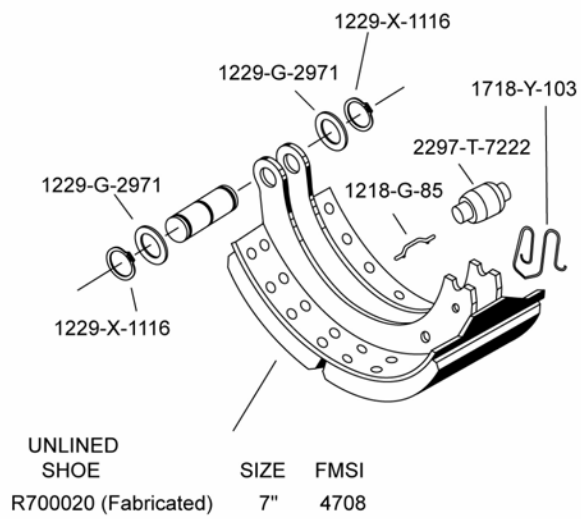
# EATON 16 1/2" DIAMETER "ES" "EXTENDED SERVICE" BRAKES

## SEVERE SERVICE CAST AND FABRICATED TRUCK AND TRACTOR BRAKE

UNLINED  
SHOE  
R700019 (Cast)    SIZE 7"    FMSI 4708



### FABRICATED SHOE

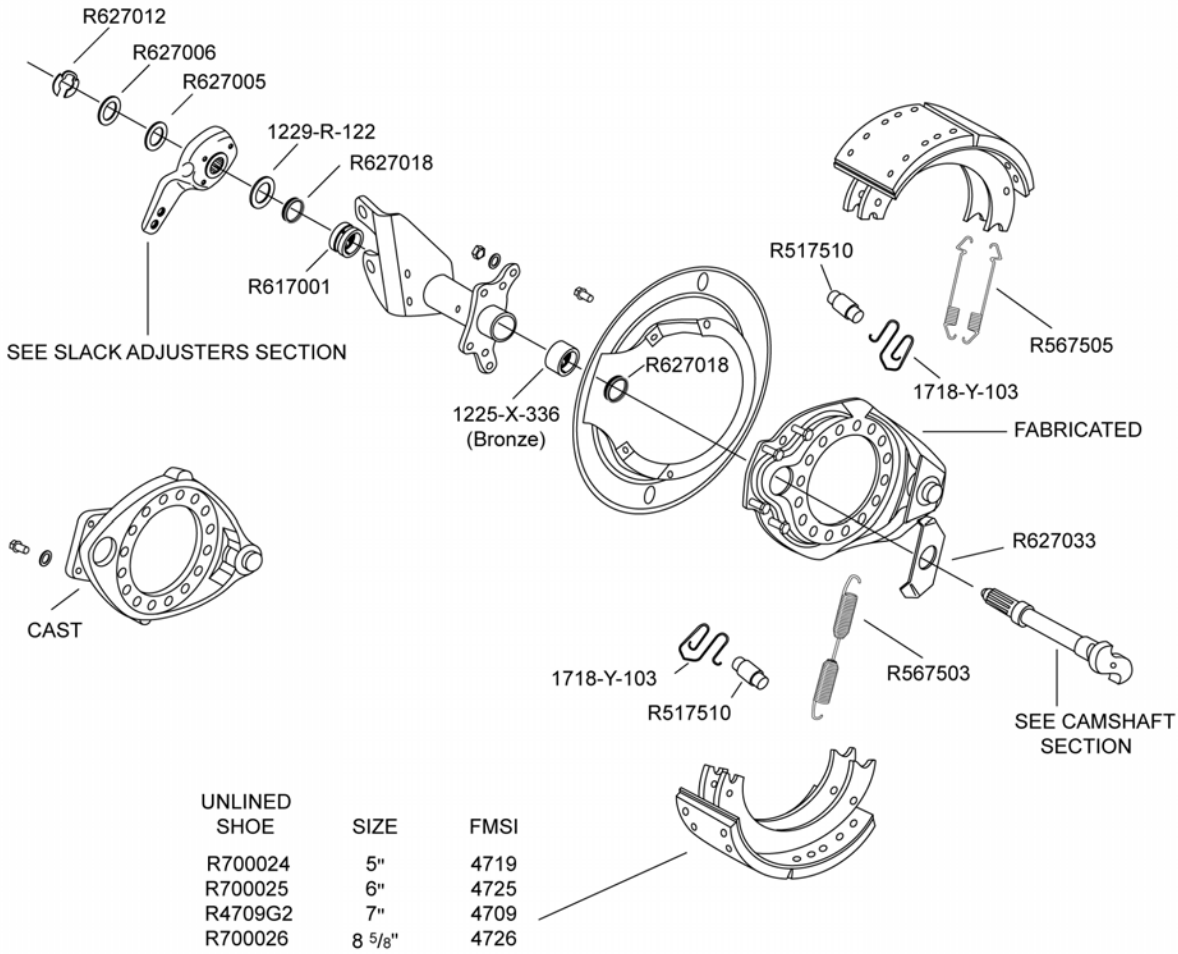


For Brake Repair Kit  
use  
**R507084** (Cast Shoes)  
**R507085** (Fabricated Shoes)

For Camshaft Repair Kit  
use  
**R615002**

# EATON 16-1/2" DIAMETER "ES II" "EXTENDED SERVICE" BRAKES

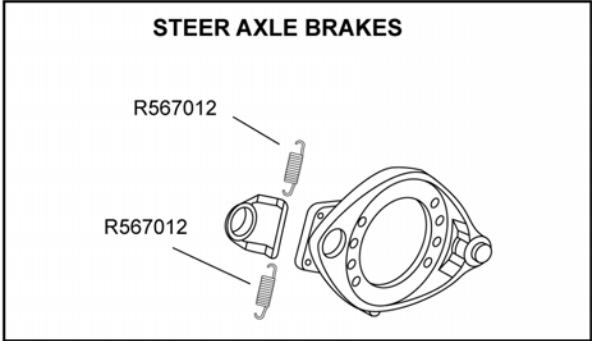
## TRUCK AND TRACTOR BRAKE



UNLINED SHOE	SIZE	FMSI
R700024	5"	4719
R700025	6"	4725
R4709G2	7"	4709
R700026	8 5/8"	4726

For Brake Repair Kit use  
**R507064** (Drive Axle)  
**R507094** (Steer Axle)

For Camshaft Repair Kit use **R615021**



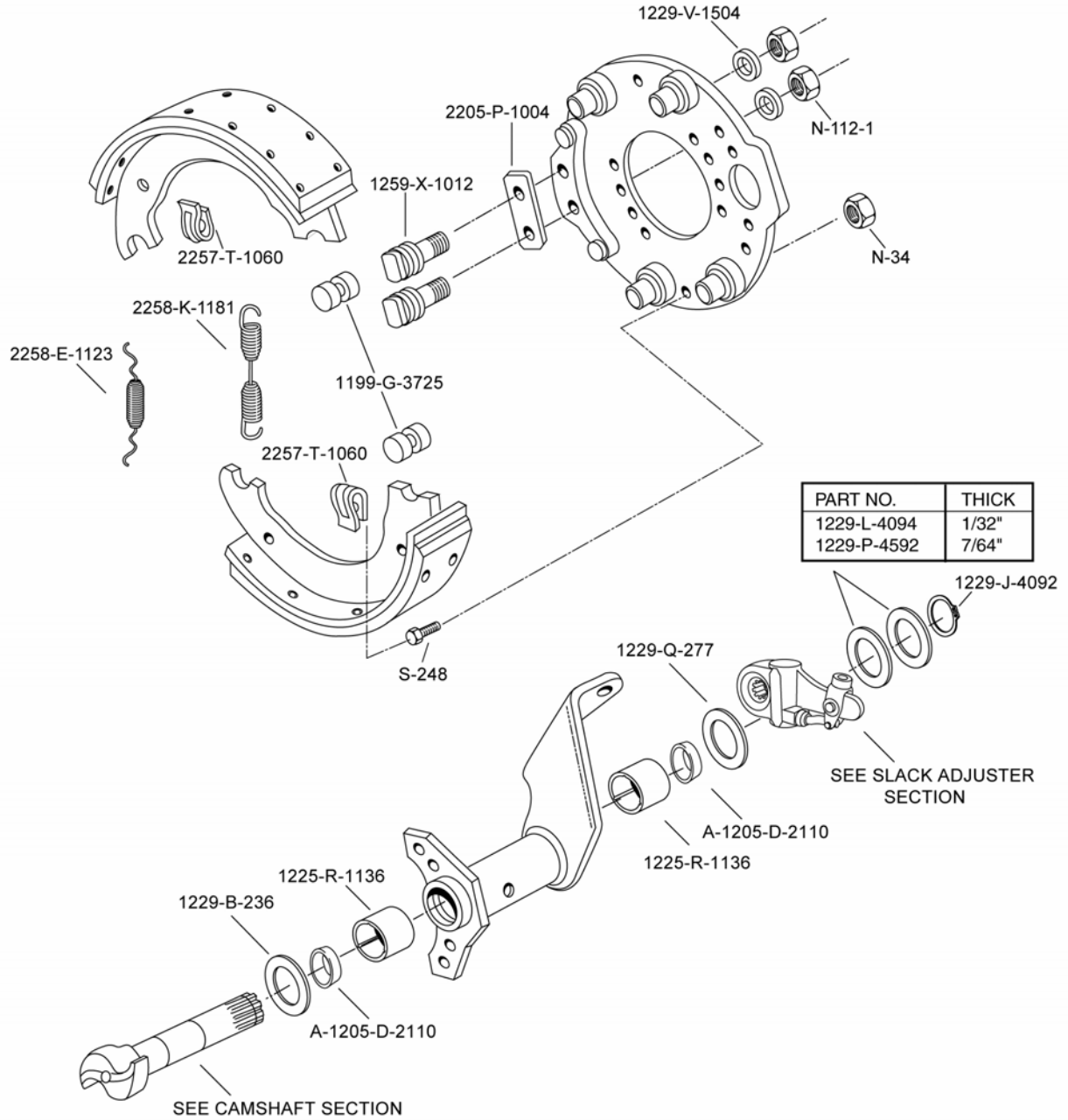
# MERITOR "Q" SERIES CAM BRAKES FOR 15" x 4" STEERING AND DRIVE AXLES (CANNOT BE UPGRADED TO Q PLUS)

For Brake Repair Kit use  
**KIT 8029**

For Brake Repair Kit  
Less Anchor Pins use **R508030**

For Camshaft Repair Kit use  
**KIT 8010** - Washer  
**KIT 8022** - Seal & Bushing

UNLINED  
SHOE FMSI  
A-3222-F-1982 1308TD



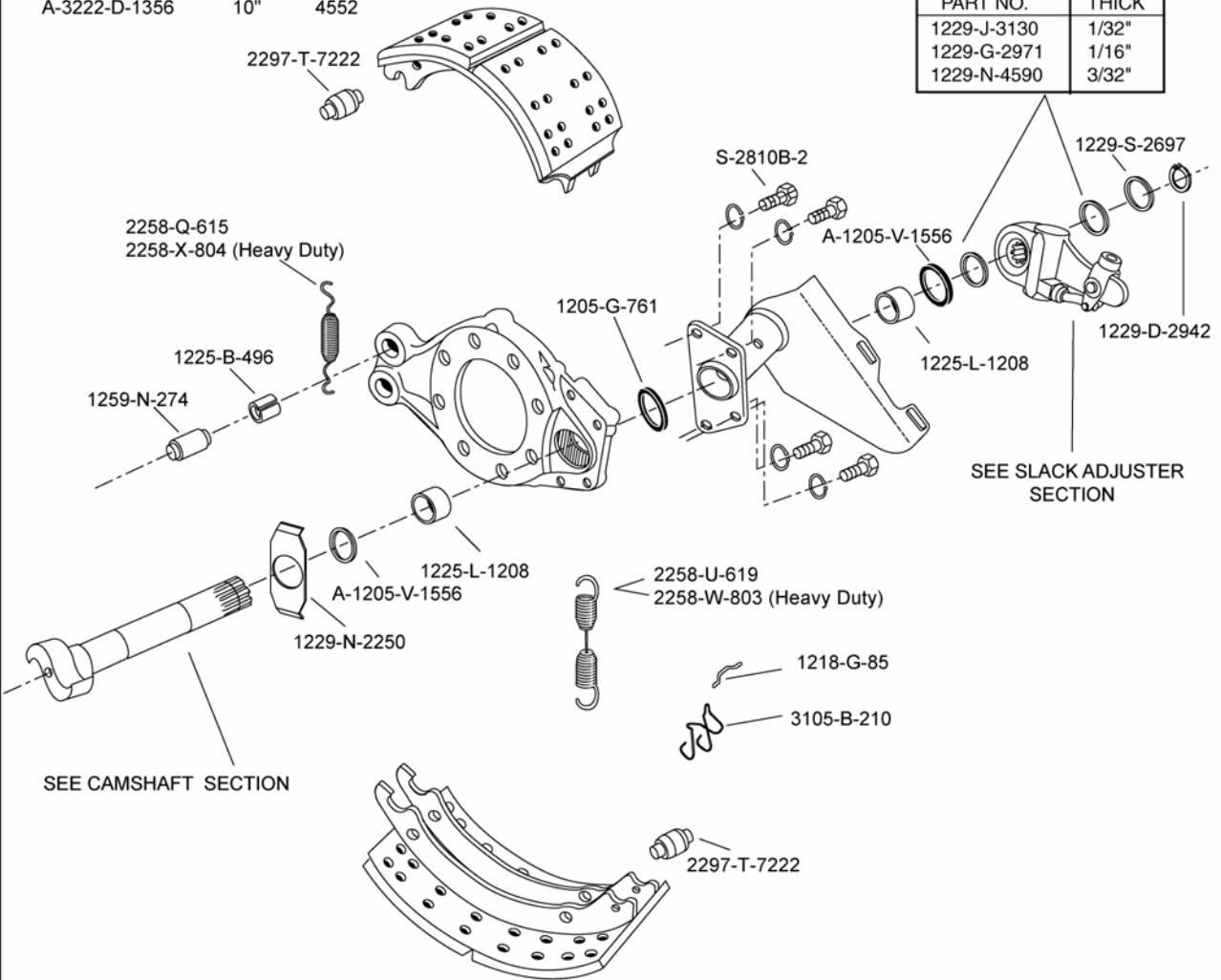
# MERITOR "Q" SERIES CAM BRAKES FOR 16-1/2" x 5", 6", 7", 8-5/8" & 10" STEERING AND DRIVE AXLES (7" CAN BE UPGRADED TO "Q PLUS")

For Brake Repair Kit use  
**KIT 8000 (Q) or  
KIT 8000HD (Q & Q+) (Heavy Duty)**

For Camshaft Repair Kit use  
**KIT 8042**

UNLINED SHOE	SIZE	FMSI
A-3222-E-1383	5"	4524Q
A-3222-J-1440	5"	4524B
A-3222-G-1541	5"	4524B
A-3222-V-1348	6"	4514G
A-3222-C-1381	6"	4514G
A91-3222-S-1293	7"	4515G
R4515	7"	4515G
A-3222-S-1735	7"	4515H
A-3222-B-1510	8"	4644B
A-3222-T-1346	8-5/8"	4551B
A-3222-M-1937	8-5/8"	4551C
A-3222-D-1356	10"	4552

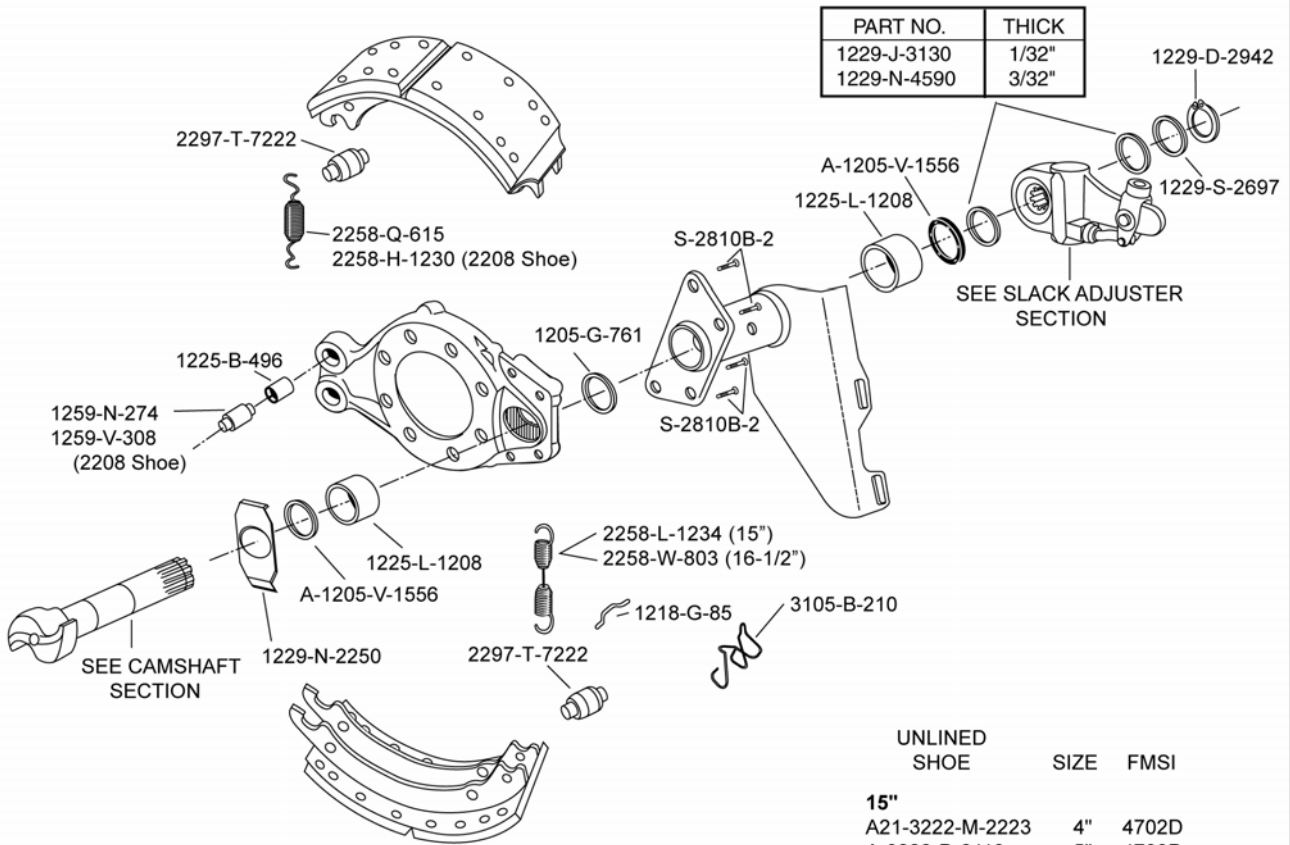
PART NO.	THICK
1229-J-3130	1/32"
1229-G-2971	1/16"
1229-N-4590	3/32"



# MERITOR "Q PLUS" SERIES CAM BRAKES FOR 15" & 16-1/2" STEERING AND DRIVE AXLES

For Brake Repair Kit use  
**KIT 8824HD** - 15"  
**KIT 8000HD** - 16-1/2"  
**KIT 8844HD** - 16-1/2" (2208 Shoe)

For Camshaft Repair Kit use  
**KIT 8042**  
**KIT 8033** (Bushing & Seal kit only)



PART NO.	THICK
1229-J-3130	1/32"
1229-N-4590	3/32"

UNLINED SHOE	SIZE	FMSI
<b>15"</b>		
A21-3222-M-2223	4"	4702D
A-3222-D-2110	5"	4703D
A-3222-E-2111	6"	4704D
A-3222-F-2112	7"	4705D
A-3222-A-2159	8-5/8"	4710
<b>16-1/2"</b>		
A19-3222-D-2006	7"	4707D
R4707	7"	4707D
A-3222-X-2208 (H.D.)	7"	4707D





# MERITOR FRICTION MATERIALS

## MA212 Standard Truck/Tractor/Trailer FF 21,000 lb. GAWR / 165 AL

MA212 is the standard Meritor 21,000 lb. gross axle weight rated (GAWR) brake lining for OEM production brakes. This proven material yields exceptional brake power and friction stability without sacrificing lining or drum wear. MA212 is the standard friction on Meritor trailer axles and is the lining of choice of many OEM vehicle manufacturers.

MA212 is recommended for truck, tractor, trailer and school bus applications. It performs well in hauling general cargo, grain and liquids in a variety of applications, including low boys and dump trucks – over general terrain. It can be used for over-the-highway applications or in stop-and-go urban driving.

MA212 is rated for 21,000 lb. GAWR at 165 AL (T30 chamber x 5.5" slack adjuster).

## MA210 Premium Long-Life Truck/Tractor/Trailer FF 21,000 lb. GAWR / 165 AL

MA210 is designed for, and used extensively in, the Meritor MX500 Long-Life Package and other brake applications. It provides superior wear and stopping capability in all linehaul applications. MA210 is a premium, long-life material that utilizes transfer layer technology to offer excellent performance and drum compatibility for life-cycle maintenance cost reduction.

MA210 is ideally suited to truck, tractor, trailer and school bus applications. It performs well in hauling general cargo, grain and liquids in a variety of applications – over general terrain. MA210 is strongly recommended for heavy over-the-highway use.

MA210 is rated for 21,000 lb. GAWR at 165 AL (T30 chamber x 5.5" slack adjuster).

## R301 Standard Truck/Tractor/Trailer FF 23,000 lb. GAWR / 180 AL

R301 is the standard Meritor 23,000 lb. GAWR brake lining for OEM production brakes. This time-proven high-performance Meritor material is engineered for demanding applications where excellent wear characteristics are needed.

R301 is recommended for truck, tractor, trailer, school bus and heavy hauling applications such as refuse and construction. It can be used on- or off-highway in various terrain conditions.

R301 is rated for 23,000 lb. GAWR at 180 AL (T30 chamber x 6.0" slack adjuster).

## MA310 Premium Truck/Tractor/Trailer FF 23,000 lb. GAWR / 165 AL

MA310 has been developed as the standard Meritor 23,000 lb. GAWR brake lining for vocational vehicle applications. This material provides remarkable wear and exceptional stopping ability for the vocational needs of a fleet. MA310 was designed for demanding applications that require consistent fade resistance and solid recovery performance.

MA310 is recommended for construction and other heavy hauling applications. It can be used on- or off-highway in various terrain conditions.

MA310 is rated for 23,000 lb. GAWR at 165 AL (T30 chamber x 5.5" slack adjuster).

### **MA312 Standard Truck/Tractor/Trailer FF 23,000 lb. GAWR / 180 AL**

MA312 provides superior stopping power needed in demanding heavy duty linehaul and vocational vehicle operations. MA312 friction material not only meets, but surpasses, FMVSS 121 requirements in combination with either full-cast or lightweight Meritor SteelLite X30™ brake drums.

MA312 is a premium, long-life material delivering exceptional performance in applications up to 23,000 GAWR. It offers service-life improvements of up to 20 percent over comparable products, reducing costs of maintenance, downtime and materials.

MA312 is ideally suited to truck, tractor, trailer and school bus applications. It is recommended for construction, refuse and other heavy hauling applications where sure stopping power is called for. It is designed to perform equally well in both on- and off-highway applications.

MA312 is rated for 23,000 lb. GAWR at 180 AL (T30 chamber x 6.0" slack adjuster).

### **R403 Severe-Duty Truck/Tractor/Trailer GG 26,000 lb. GAWR / 180 AL**

R403 is the Meritor 26,000 lb. GAWR brake lining for severe-duty applications. It has superior performance and fade resistance and dependable stopping capability in heavy-haul applications.

R403 is recommended for construction, refuse and other severe service applications, on- or off-highway, under various terrain conditions. It has a proven track record of recognized durability.

R403 is rated for 26,000 lb. GAWR at 180 AL (T30 chamber x 6.0" slack adjuster).

## MERITOR BRAND "MA" FRICTION MATERIALS FRICTION MATERIAL PRODUCT COMPARISON GUIDE

Axle Rating (Lbs.) *	Brake Block					Lining
	21,000	21,000	23,000	23,000	26,000	12,000 Steer Axle
Meritor Genuine OE Mix	MA212	MA210	R301	MA312 (180 AL) MA310 Heavy Duty (165 AL)	R403	MA212
Coefficient of Friction	FF	FF	FF	FF	GG	FF
Brake Type	CAM	CAM	Cam	CAM	CAM	CAM
Friction Notes	Standard	Long Life	Standard	Standard/H.D.	Severe Service	Standard

### AFTERMARKET FRICTION MATERIALS

This chart does not imply that the competitive material shown is equivalent to Meritor Genuine.  
Aftermarket materials may differ slightly in axle rating or AL factor from the Meritor OE mixes or other mixes shown,  
but are in the most similar category for comparison purposes only.

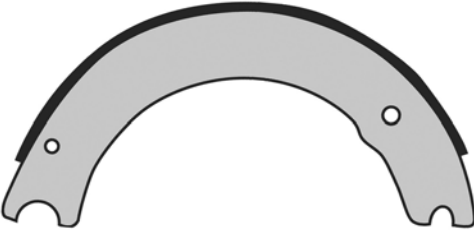
ABEX (FEDERAL MOGUL)		6008-1 6011	Premier (Ferodo)	685	685 6098	6028	6008-1
BENDIX		BXS			BXP	BXHD	
BBA	4001M		3002T			3001T	
BRAKE PRO/ CANADIAN METALLIC	CM16	CM18 CM20			CM22A	CM24 CM29	CML48
CARLISLE	MB19 MB20	HD2A MB21	CF2000		MB23 MB44	MB60	MB21 HD2L
EATON / SPICER	ES310 ES410 ES420	ES440	ES450		ES600 ES670 ES680	ES1100	
EUCLID	E77	E78			E88		E78
FRAS-LE	AF540	AF550			AF555 AF557	AF587 AF560	AF555 AF557
HEAVY DUTY FRICTION GROUP (BT/Grey Rock/Midland)	GD/2016 TT	GS/2015 Silver			GG/2020 Gold TG TW (wedge)	GP/2030 Platinum GM/2040	TT TS
MARATHON	UB	FL DL			HS HST	TS MBS	FL/DL HS
SPICER All American/Quality Assured	Silver	Blue			Red Yellow	Bronze	

\*Rating with 16-1/2" x 7" Meritor Q Brake. AL165 = Type 30 chamber & 5-1/2" slack, AL180 = Type 30 chamber and 6" slack.

COMPARISON CHART

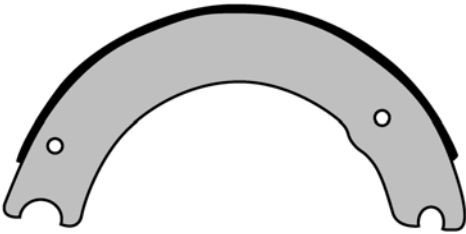
# NEW LINED BRAKE SHOES & BRAKE SHOE KITS

15" x 4" Eaton Front




LINING TYPE	FMSI NO.	MERITOR FRICTION MIX	NEW LINED BRAKE SHOE NUMBER	NEW LINED BRAKE SHOE KIT NUMBER	MINOR HARDWARE KIT NUMBER	NEW SHOE NUMBER	
						MERITOR PRODUCTION	MERITOR AFTER-MARKET
Meritor Production	1308TT	MA210	SMA210 1308E	KSMA210 1308E	MKT 1308E		R1308E
	1308TT	MA212	SMA212 1308E	KSMA212 1308E	MKT 1308E		R1308E
	1308TT	MA310	SMA310 1308E	KSMA310 1308E	MKT 1308E		R1308E
	1308TT	MA312	SMA312 1308E	KSMA312 1308E	MKT 1308E		R1308E
	1308TT	R301	SR301 1308E	KSR301 1308E	MKT 1308E		R1308E

15" x 4" Eaton ES Front



LINING TYPE	FMSI NO.	MERITOR FRICTION MIX	NEW LINED BRAKE SHOE NUMBER	NEW LINED BRAKE SHOE KIT NUMBER	MINOR HARDWARE KIT NUMBER	NEW SHOE NUMBER	
						MERITOR PRODUCTION	MERITOR AFTER-MARKET
Meritor Production	1443TT	MA212	SMA212 1443E	KSMA212 1443E	MKT 1308E		R700017
	1443TT	MA312	SMA312 1443E	KSMA312 1443E	MKT 1308E		R700017

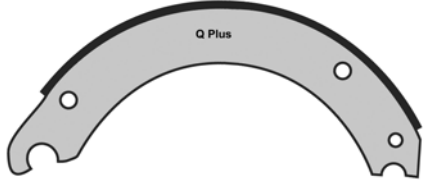
15" x 4" Meritor Q Front



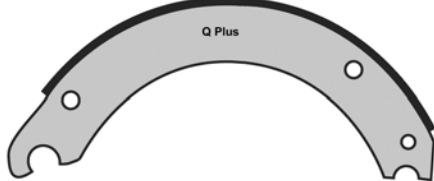
LINING TYPE	FMSI NO.	MERITOR FRICTION MIX	NEW LINED BRAKE SHOE NUMBER	NEW LINED BRAKE SHOE KIT NUMBER	MINOR HARDWARE KIT NUMBER	NEW SHOE NUMBER	
						MERITOR PRODUCTION	MERITOR AFTER-MARKET
Meritor Production	1308TT	MA210	SMA210 1308Q	KSMA210 1308Q	KIT 8021	A3222-F-1982	
	1308TT	MA212	SMA212 1308Q	KSMA212 1308Q	KIT 8021	A3222-F-1982	
	1308TT	MA310	SMA310 1308Q	KSMA310 1308Q	KIT 8021	A3222-F-1982	
	1308TT	MA312	SMA312 1308Q	KSMA312 1308Q	KIT 8021	A3222-F-1982	
	1308TT	R301	SR301 1308Q	KSR301 1308Q	KIT 8021	A3222-F-1982	

# NEW LINED BRAKE SHOES & BRAKE SHOE KITS

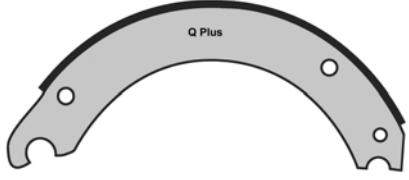
## 15" x 4" Meritor Q Plus Front

							
LINING TYPE	FMSI NO.	MERITOR FRICTION MIX	NEW LINED BRAKE SHOE NUMBER	NEW LINED BRAKE SHOE KIT NUMBER	MINOR HARDWARE KIT NUMBER	NEW SHOE NUMBER	
						MERITOR PRODUCTION	MERITOR AFTER-MARKET
Meritor Production	4702	MA210	SMA210 4702QP	KSMA210 4702QP	KIT 8824HD	A3222-M-2223	
	4702	MA212	SMA212 4702QP	KSMA212 4702QP	KIT 8824HD	A3222-M-2223	
	4702	MA212	SMA212 4702QPBL <sup>2</sup>	KSMA212 4702QPBL	KIT 8824HD	A3222-M-2223	
	4702	MA310	SMA310 4702QP	KSMA310 4702QP	KIT 8824HD	A3222-M-2223	
	4702	MA312	SMA312 4702QP	KSMA312 4702QP	KIT 8824HD	A3222-M-2223	
	4702	MA312	SMA312 4702QPBL <sup>2</sup>	KSMA312 4702QPBL	KIT 8824HD	A3222-M-2223	
	4702	R301	SR301 4702QP	KSR301 4702QP	KIT 8824HD	A3222-M-2223	

## 15" x 4" Meritor Q Plus Front - for TrakLok applications

							
LINING TYPE	FMSI NO.	MERITOR FRICTION MIX	NEW LINED BRAKE SHOE NUMBER	NEW LINED BRAKE SHOE KIT NUMBER	MINOR HARDWARE KIT NUMBER	NEW SHOE NUMBER	
						MERITOR PRODUCTION	MERITOR AFTER-MARKET
Meritor Production	4702	MA212	SMA212 4702QPT	KSMA212 4702QPT	KIT 8847HDA	A3222-M-2223	

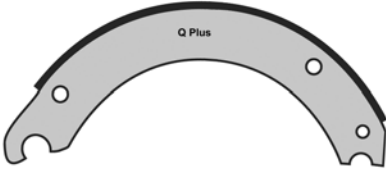
## 15" x 5" Meritor Q Plus Front

							
LINING TYPE	FMSI NO.	MERITOR FRICTION MIX	NEW LINED BRAKE SHOE NUMBER	NEW LINED BRAKE SHOE KIT NUMBER	MINOR HARDWARE KIT NUMBER	NEW SHOE NUMBER	
						MERITOR PRODUCTION	MERITOR AFTER-MARKET
Meritor Production	4703	MA212	SMA212 4703QP	KSMA212 4703QP	KIT 8824HD	A3222-D-2110	
	4703	MA312	SMA312 4703QP	KSMA312 4703QP	KIT 8824HD	A3222-D-2110	
	4703	R301	SR301 4703QP	KSR301 4703QP	KIT 8824HD	A3222-D-2110	
	4703	R403	SR403 4703QP	KSR403 4703QP	KIT 8824HD	A3222-D-2110	

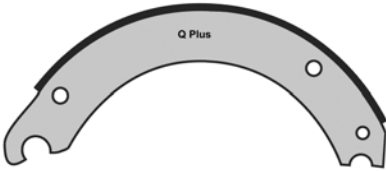
<sup>2</sup> Contains B-Lock shoe coating.

# NEW LINED BRAKE SHOES & BRAKE SHOE KITS

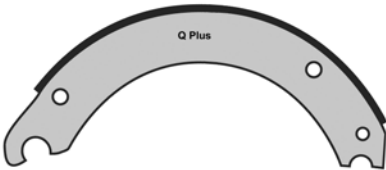
## 15" x 6" Meritor Q Plus Front

							
LINING TYPE	FMSI NO.	MERITOR FRICTION MIX	NEW LINED BRAKE SHOE NUMBER	NEW LINED BRAKE SHOE KIT NUMBER	MINOR HARDWARE KIT NUMBER	NEW SHOE NUMBER	
						MERITOR PRODUCTION	MERITOR AFTER-MARKET
Meritor Production	4704	MA212	SMA212 4704QP	KSMA212 4704QP	KIT 8824HD	A3222-E-2111	
	4704	R301	SR301 4704QP	KSR301 4704QP	KIT 8824HD	A3222-E-2111	

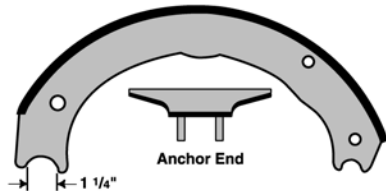
## 15" x 7" Meritor Q Plus Front

							
LINING TYPE	FMSI NO.	MERITOR FRICTION MIX	NEW LINED BRAKE SHOE NUMBER	NEW LINED BRAKE SHOE KIT NUMBER	MINOR HARDWARE KIT NUMBER	NEW SHOE NUMBER	
						MERITOR PRODUCTION	MERITOR AFTER-MARKET
Meritor Production	4705	MA212	SMA212 4705QP	KSMA212 4705QP	KIT 8824HD	A3222-F-2112	
	4705	R301	SR301 4705QP	KSR301 4705QP	KIT 8824HD	A3222-F-2112	

## 15" x 8-5/8" Meritor Q Plus Front

							
LINING TYPE	FMSI NO.	MERITOR FRICTION MIX	NEW LINED BRAKE SHOE NUMBER	NEW LINED BRAKE SHOE KIT NUMBER	MINOR HARDWARE KIT NUMBER	NEW SHOE NUMBER	
						MERITOR PRODUCTION	MERITOR AFTER-MARKET
Meritor Production	4710	MA212	SMA212 4710QP	KSMA212 4710QP	KIT 8824HD	A3222-A-2159	
	4710	MA312	SMA312 4710QP	KSMA312 4710QP	KIT 8824HD	A3222-A-2159	
	4710	R301	SR301 4710QP	KSR301 4710QP	KIT 8824HD	A3222-A-2159	

## 16-1/2" x 5" Eaton ES

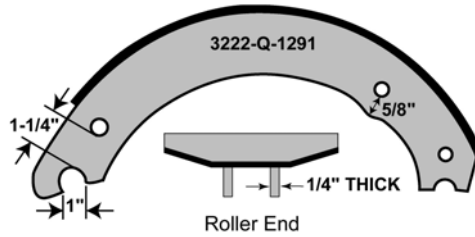
							
LINING TYPE	FMSI NO.	MERITOR FRICTION MIX	NEW LINED BRAKE SHOE NUMBER	NEW LINED BRAKE SHOE KIT NUMBER	MINOR HARDWARE KIT NUMBER	NEW SHOE NUMBER	
						MERITOR PRODUCTION	MERITOR AFTER-MARKET
Meritor Production	4719	MA212	SMA212 4719E <sup>4</sup>	KSMA212 4719R KSMA212 4719E	MKT 4709ES2-N R507094		R700024
	4719	MA312	SMA312 4719ES <sup>5</sup>	KSMA312 4719R KSMA312 4719E	MKT 4709ES2-N R507094		R700024

4 Steer Axle or Drive Axle

5 Drive Axle or Steer Axle

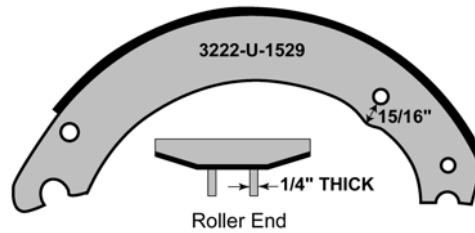
# NEW LINED BRAKE SHOES & BRAKE SHOE KITS

## 16-1/2" x 5" Meritor Q



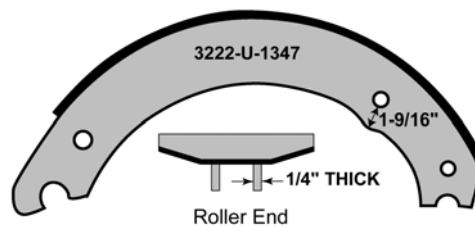
LINING TYPE	FMSI NO.	MERITOR FRICTION MIX	NEW LINED BRAKE SHOE NUMBER	NEW LINED BRAKE SHOE KIT NUMBER	MINOR HARDWARE KIT NUMBER	NEW SHOE NUMBER	
						MERITOR PRODUCTION	MERITOR AFTER-MARKET
Meritor Production	4524B	MA210	SMA210 4524Q	KSMA210 4524Q	KIT 8000	A3222-E-1383	
	4524B	MA212	SMA212 4524Q	KSMA212 4524Q	KIT 8000	A3222-E-1383	
	4524B	MA310	SMA310 4524Q	KSMA310 4524Q	KIT 8000	A3222-E-1383	
	4524B	MA312	SMA312 4524Q	KSMA312 4524Q	KIT 8000	A3222-E-1383	
	4524B	R301	SR301 4524Q	KSR301 4524Q	KIT 8000	A3222-E-1383	
	4524B	R403	SR403 4524Q	KSR403 4524Q	KIT 8000	A3222-E-1383	

## 16-1/2" x 5" Meritor Q for 1.68" Offset Spider



LINING TYPE	FMSI NO.	MERITOR FRICTION MIX	NEW LINED BRAKE SHOE NUMBER	NEW LINED BRAKE SHOE KIT NUMBER	MINOR HARDWARE KIT NUMBER	NEW SHOE NUMBER	
						MERITOR PRODUCTION	MERITOR AFTER-MARKET
Meritor Production	4524B	R301	SR301 4524QA	KSR301 4524QA	KIT 8028A	A3222-G-1541	

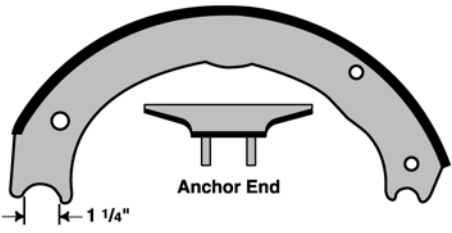
## 16-1/2" x 5" Meritor Q with Relocated Return Spring Hole



LINING TYPE	FMSI NO.	MERITOR FRICTION MIX	NEW LINED BRAKE SHOE NUMBER	NEW LINED BRAKE SHOE KIT NUMBER	MINOR HARDWARE KIT NUMBER	NEW SHOE NUMBER	
						MERITOR PRODUCTION	MERITOR AFTER-MARKET
Meritor Production	4524B	MA210	SMA210 4524QR	KSMA210 4524QR	KIT 8081	A3222-J-1440	
	4524B	MA212	SMA212 4524QR	KSMA212 4524QR	KIT 8081	A3222-J-1440	
	4524B	MA310	SMA310 4524QR	KSMA310 4524QR	KIT 8081	A3222-J-1440	
	4524B	MA312	SMA312 4524QR	KSMA312 4524QR	KIT 8081	A3222-J-1440	
	4524B	R301	SR301 4524QR	KSR301 4524QR	KIT 8081	A3222-J-1440	
	4524B	R403	SR403 4524QR	KSR403 4524QR	KIT 8081	A3222-J-1440	

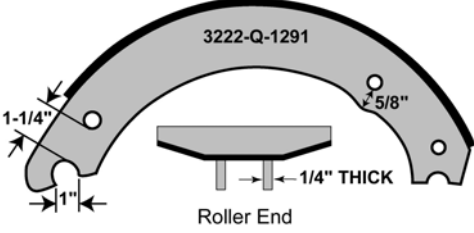
# NEW LINED BRAKE SHOES & BRAKE SHOE KITS

## 16-1/2" x 6" Eaton ES



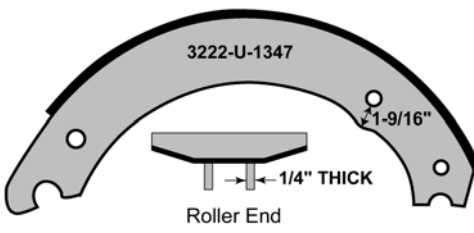
LINING TYPE	FMSI NO.	MERITOR FRICTION MIX	NEW LINED BRAKE SHOE NUMBER	NEW LINED BRAKE SHOE KIT NUMBER	MINOR HARDWARE KIT NUMBER	NEW SHOE NUMBER	
						MERITOR PRODUCTION	MERITOR AFTER-MARKET
Meritor Production	4725	MA212	SMA212 4725E <sup>4</sup>	KSMA212 4725R KSMA212 4725E	MKT 4709ES2-N R507094		R700025
	4725	MA312	SMA312 4725ES <sup>5</sup>	KSMA312 4725R KSMA312 4725E	MKT 4709ES2-N R507094		R700025

## 16-1/2" x 6" Meritor Q



LINING TYPE	FMSI NO.	MERITOR FRICTION MIX	NEW LINED BRAKE SHOE NUMBER	NEW LINED BRAKE SHOE KIT NUMBER	MINOR HARDWARE KIT NUMBER	NEW SHOE NUMBER	
						MERITOR PRODUCTION	MERITOR AFTER-MARKET
Meritor Production	4514G	MA212	SMA212 4514Q	KSMA212 4514Q	KIT 8000	A3222-C-1381	
	4514G	MA310	SMA310 4514Q	KSMA310 4514Q	KIT 8000	A3222-C-1381	
	4514G	MA312	SMA312 4514Q	KSMA312 4514Q	KIT 8000	A3222-C-1381	
	4514G	R301	SR301 4514Q	KSR301 4514Q	KIT 8000	A3222-C-1381	
	4514G	R403	SR403 4514Q	KSR403 4514Q	KIT 8000	A3222-C-1381	

## 16-1/2" x 6" Meritor Q with Relocated Return Spring Hole

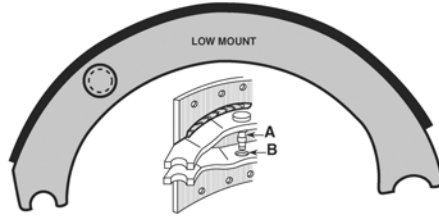


LINING TYPE	FMSI NO.	MERITOR FRICTION MIX	NEW LINED BRAKE SHOE NUMBER	NEW LINED BRAKE SHOE KIT NUMBER	MINOR HARDWARE KIT NUMBER	NEW SHOE NUMBER	
						MERITOR PRODUCTION	MERITOR AFTER-MARKET
Meritor Production	4514G	MA212	SMA212 4514QR	KSMA212 4514QR	KIT 8080	A3222-V-1348	
	4514G	MA310	SMA310 4514QR	KSMA310 4514QR	KIT 8080	A3222-V-1348	
	4514G	MA312	SMA312 4514QR	KSMA312 4514QR	KIT 8080	A3222-V-1348	
	4514G	R301	SR301 4514QR	KSR301 4514QR	KIT 8080	A3222-V-1348	
	4514G	R403	SR403 4514QR	KSR403 4514QR	KIT 8080	A3222-V-1348	



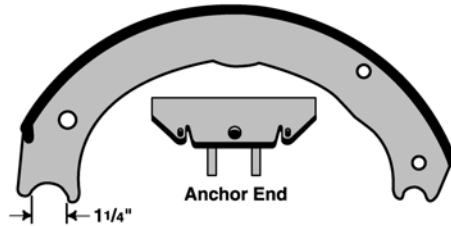
# NEW LINED BRAKE SHOES & BRAKE SHOE KITS

16-1/2" x 7" Eaton



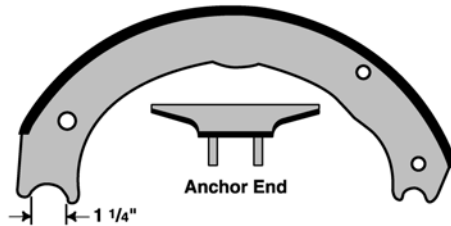
LINING TYPE	FMSI NO.	MERITOR FRICTION MIX	NEW LINED BRAKE SHOE NUMBER	NEW LINED BRAKE SHOE KIT NUMBER	MINOR HARDWARE KIT NUMBER	NEW SHOE NUMBER	
						MERITOR PRODUCTION	MERITOR AFTER-MARKET
Meritor Production	4311J	MA210	SMA210 4311E	KSMA210 4311E	MKT 4311EHD-N		R4311
	4311J	MA212	SMA212 4311E	KSMA212 4311E	MKT 4311EHD-N		R4311
	4311J	MA212	SMA212 4311EBL <sup>2</sup>	KSMA212 4311EBL	MKT 4311EHD-N		R4311
	4311J	MA310	SMA310 4311E	KSMA310 4311E	MKT 4311EHD-N		R4311
	4311J	MA312	SMA312 4311E	KSMA312 4311E	MKT 4311EHD-N		R4311
	4311J	MA312	SMA312 4311EBL <sup>2</sup>	KSMA312 4311EBL	MKT 4311EHD-N		R4311
	4311J	R301	SR301 4311E	KSR301 4311E	MKT 4311EHD-N		R4311

16-1/2" x 7" Eaton ES I



LINING TYPE	FMSI NO.	MERITOR FRICTION MIX	NEW LINED BRAKE SHOE NUMBER	NEW LINED BRAKE SHOE KIT NUMBER	MINOR HARDWARE KIT NUMBER	NEW SHOE NUMBER	
						MERITOR PRODUCTION	MERITOR AFTER-MARKET
Meritor Production	4709	MA210	SMA210 4709E1	KSMA210 4709E1	MKT 4709ES-N		R4709
	4709	MA212	SMA212 4709E1	KSMA212 4709E1	MKT 4709ES-N		R4709
	4709	MA310	SMA310 4709E1	KSMA310 4709E1	MKT 4709ES-N		R4709
	4709	MA312	SMA312 4709E1	KSMA312 4709E1	MKT 4709ES-N		R4709
	4709	R301	SR301 4709E1	KSR301 4709E1	MKT 4709ES-N		R4709

16-1/2" x 7" Eaton ES II

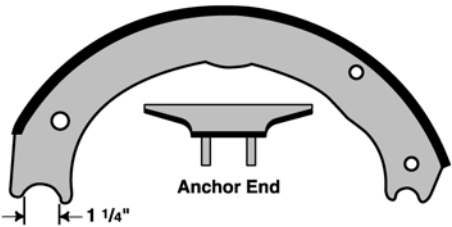


LINING TYPE	FMSI NO.	MERITOR FRICTION MIX	NEW LINED BRAKE SHOE NUMBER	NEW LINED BRAKE SHOE KIT NUMBER	MINOR HARDWARE KIT NUMBER	NEW SHOE NUMBER	
						MERITOR PRODUCTION	MERITOR AFTER-MARKET
Meritor Production	4709	MA210	SMA210 4709E2	KSMA210 4709E2	MKT 4709ES2-N		R4709G2
	4709	MA212	SMA212 4709E2	KSMA212 4709E2	MKT 4709ES2-N		R4709G2
	4709	MA212	SMA212 4709E2BL <sup>2</sup>	KSMA212 4709E2BL	MKT 4709ES2-N		R4709G2
	4709	MA310	SMA310 4709E2	KSMA310 4709E2	MKT 4709ES2-N		R4709G2

<sup>2</sup> Contains B-Lock shoe coating.

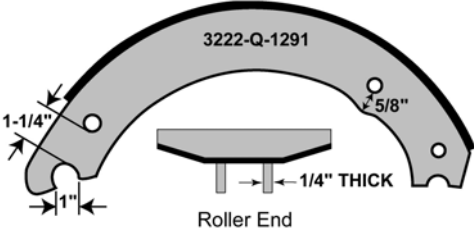
# NEW LINED BRAKE SHOES & BRAKE SHOE KITS

## 16-1/2" x 7" Eaton ES II (cont)



LINING TYPE	FMSI NO.	MERITOR FRICTION MIX	NEW LINED BRAKE SHOE NUMBER	NEW LINED BRAKE SHOE KIT NUMBER	MINOR HARDWARE KIT NUMBER	NEW SHOE NUMBER	
						MERITOR PRODUCTION	MERITOR AFTER-MARKET
Meritor Production	4709	MA312	SMA312 4709E2	KSMA312 4709E2	MKT 4709ES2-N		R4709G2
	4709	MA312	SMA312 4709E2BL <sup>2</sup>	KSMA312 4709E2BL	MKT 4709ES2-N		R4709G2
	4709	R301	SR301 4709E2	KSR301 4709E2	MKT 4709ES2-N		R4709G2

## 16-1/2" x 7" Meritor Q

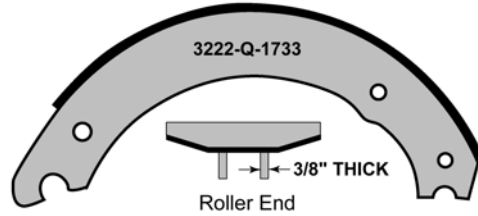


LINING TYPE	FMSI NO.	MERITOR FRICTION MIX	NEW LINED BRAKE SHOE NUMBER	NEW LINED BRAKE SHOE KIT NUMBER	MINOR HARDWARE KIT NUMBER	NEW SHOE NUMBER	
						MERITOR PRODUCTION	MERITOR AFTER-MARKET
Meritor Production	4515G	MA210	SMA210 4515Q	KSMA210 4515Q	KIT 8000	A91-3222-S-1293	
	4515G	MA212	SMA212 4515Q	KSMA212 4515Q	KIT 8000	A91-3222-S-1293	
	4515G	MA212	SMA212 4515QBL <sup>2</sup>	KSMA212 4515QBL	KIT 8000	A91-3222-S-1293	
	4515G	MA310	SMA310 4515Q	KSMA310 4515Q	KIT 8000	A91-3222-S-1293	
	4515G	MA312	SMA312 4515Q	KSMA312 4515Q	KIT 8000	A91-3222-S-1293	
	4515G	R301	SR301 4515Q	KSR301 4515Q	KIT 8000	A91-3222-S-1293	
	4515G	R403	SR403 4515Q	KSR403 4515Q	KIT 8000	A91-3222-S-1293	
Meritor Production - Price Point Shoes & Hardware	4515G	MA210	PSMA210 4515Q	PKSMA210 4515Q	MKT 4515Q-N		R4515
	4515G	MA212	PSMA212 4515Q	PKSMA212 4515Q	MKT 4515Q-N		R4515
				PKSMA212 4515QHD	MKT 4515QHD-N		
	4515G	MA212	PSMA212 4515QBL <sup>2</sup>	PKSMA212 4515QBL	MKT 4515Q-N		R4515
	4515G	MA310	PSMA310 4515Q	PKSMA310 4515Q	MKT 4515Q-N		R4515
	4515G	MA312	PSMA312 4515Q	PKSMA312 4515Q	MKT 4515Q-N		R4515
	4515G	MA312	PSMA312 4515QBL <sup>2</sup>	PKSMA312 4515QBL	MKT 4515Q-N		R4515
4515G	R301	PSR301 4515Q	PKSR301 4515Q	MKT 4515Q-N		R4515	

<sup>2</sup> Contains B-Lock shoe coating.

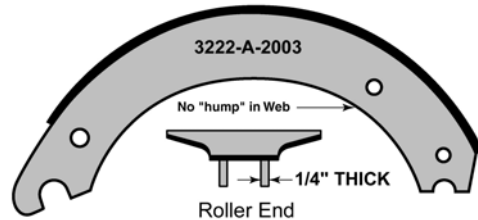
# NEW LINED BRAKE SHOES & BRAKE SHOE KITS

## 16-1/2" x 7" Meritor Q Heavy Duty



LINING TYPE	FMSI NO.	MERITOR FRICTION MIX	NEW LINED BRAKE SHOE NUMBER	NEW LINED BRAKE SHOE KIT NUMBER	MINOR HARDWARE KIT NUMBER	NEW SHOE NUMBER	
						MERITOR PRODUCTION	MERITOR AFTER-MARKET
Meritor Production	4515H	R403	SR403 4515QM	KSR403 4515QM	KIT 8026HD	A3222-S-1735	

## 16-1/2" x 7" Meritor Q Plus

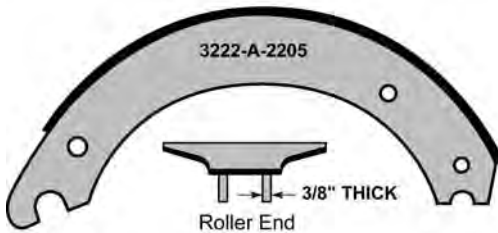


LINING TYPE	FMSI NO.	MERITOR FRICTION MIX	NEW LINED BRAKE SHOE NUMBER	NEW LINED BRAKE SHOE KIT NUMBER	MINOR HARDWARE KIT NUMBER	NEW SHOE NUMBER	
						MERITOR PRODUCTION	MERITOR AFTER-MARKET
Meritor Production	4707	MA210	SMA210 4707QP	KSMA210 4707QP	KIT 8000HD	A19-3222-D-2006	
	4707	MA212	SMA212 4707QP	KSMA212 4707QP	KIT 8000HD	A19-3222-D-2006	
	4707	MA212	SMA212 4707QPBL <sup>2</sup>	KSMA212 4707QPBL	KIT 8000HD	A19-3222-D-2006	
	4707	MA310	SMA310 4707QP	KSMA310 4707QP	KIT 8000HD	A19-3222-D-2006	
	4707	MA312	SMA312 4707QP	KSMA312 4707QP	KIT 8000HD	A19-3222-D-2006	
	4707	MA312	SMA312 4707QPBL <sup>2</sup>	KSMA312 4707QPBL	KIT 8000HD	A19-3222-D-2006	
	4707	R301	SR301 4707QP	KSR301 4707QP	KIT 8000HD	A19-3222-D-2006	
	4707	R403	SR403 4707QP	KSR403 4707QP	KIT 8000HD	A19-3222-D-2006	
Meritor Production - Price Point Shoes & Hardware	4707	MA210	PSMA210 4707QP	PKSMA210 4707QP	MKT 4515QHD-N		R4707
	4707	MA212	PSMA212 4707QP	PKSMA212 4707QP	MKT 4515QHD-N		R4707
	4707	MA212	PSMA212 4707QPBL <sup>2</sup>	PKSMA212 4707QPBL	MKT 4515QHD-N		R4707
	4707	MA310	PSMA310 4707QP	PKSMA310 4707QP	MKT 4515QHD-N		R4707
	4707	MA312	PSMA312 4707QP	PKSMA312 4707QP	MKT 4515QHD-N		R4707
	4707	R301	PSR301 4707QP	PKSR301 4707QP	MKT 4515QHD-N		R4707
	4707	R403	PSR403 4707QP	PKSR403 4707QP	MKT 4515QHD-N		R4707

<sup>2</sup> Contains B-Lock shoe coating.

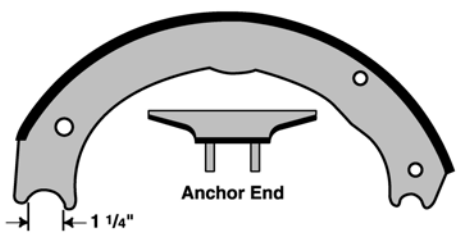
# NEW LINED BRAKE SHOES & BRAKE SHOE KITS

## 16-1/2" x 7" Meritor Q Plus Heavy Duty



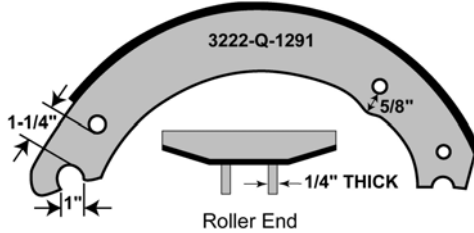
LINING TYPE	FMSI NO.	MERITOR FRICTION MIX	NEW LINED BRAKE SHOE NUMBER	NEW LINED BRAKE SHOE KIT NUMBER	MINOR HARDWARE KIT NUMBER	NEW SHOE NUMBER	
						MERITOR PRODUCTION	MERITOR AFTER-MARKET
Meritor Production	4707	MA310	SMA310 4707QPM	KSMA310 4707QPM	KIT 8844HD	A3222-X-2208	
	4707	R301	SR301 4707QPM	KSR301 4707QPM	KIT 8844HD	A3222-X-2208	
	4707	R403	SR403 4707QPM	KSR403 4707QPM	KIT 8844HD	A3222-X-2208	

## 16-1/2" x 8-5/8" Eaton ES



LINING TYPE	FMSI NO.	MERITOR FRICTION MIX	NEW LINED BRAKE SHOE NUMBER	NEW LINED BRAKE SHOE KIT NUMBER	MINOR HARDWARE KIT NUMBER	NEW SHOE NUMBER	
						MERITOR PRODUCTION	MERITOR AFTER-MARKET
Meritor Production	4726	MA312	SMA312 4726ES	KSMA312 4726R	MKT 4709ES2-N		R700026

## 16-1/2" x 8-5/8" Meritor Q



LINING TYPE	FMSI NO.	MERITOR FRICTION MIX	NEW LINED BRAKE SHOE NUMBER	NEW LINED BRAKE SHOE KIT NUMBER	MINOR HARDWARE KIT NUMBER	NEW SHOE NUMBER	
						MERITOR PRODUCTION	MERITOR AFTER-MARKET
Meritor Production	4551B	MA212	SMA212 4551Q	KSMA212 4551Q	KIT 8000HD	A3222-T-1346	
	4551B	R301	SR301 4551Q	KSR301 4551Q	KIT 8000HD	A3222-T-1346	

# “Brake-Through” Technology Solves The Industry’s Rust-Jacking Problem!



## Meritor® Reman Brake Shoes With PlatinumShield™ Coating Extend The Life Of Your Brakes.

Rust-jacking, caused by corrosive anti-icing road chemicals, has cut short brake shoe life and added unnecessary costs. Now a scientific breakthrough by ArvinMeritor brake engineers has solved the problem once and for all. The result is PlatinumShield coating technology that resists rust-jacking and provides extended brake shoe life – and lasting value – for customers.



Meritor reman brake shoes with PlatinumShield coating deliver everything you expect from the worldwide brake leader. Including our 3-Year/300,000-Mile warranty against rust-jacking. So, unlike the competition, our 3-Year reman brake shoes with PlatinumShield coating actually last three full years.

## What Is Rust-Jacking? Why Is It Such A Problem?

- “Rust-jacking” is a field condition caused by corrosive anti-icing highway chemicals – combined with thawing and freezing moisture that penetrates the brake shoe coating and causes rust to build up on the brake shoe table.
- As rust builds up, it pushes outward against the lining, “jacking” it up between the rivets, until the lining cracks.
- Once the lining cracks, it is unsafe and must be replaced – cutting short the brake shoe life and denying truck operators its full value – often with a thick amount of lining remaining.
- Rust-jacking is found most often where intense brake heat cannot dry out the shoe table. Typically, this occurs in front shoes.



# ArvinMeritor Nine-Step Brake Shoe Remanufacturing Process.

Meritor reman brake shoes with PlatinumShield coating offer all the advantages of the proven ArvinMeritor nine-step brake shoe remanufacturing process. In our Plainfield, Indiana, facility each shoe is completely remanufactured – not rebuilt – and restored to the same high-quality performance standards as original Meritor production brake shoes.

## Step 1 – Initial Inspection

Trained technicians thoroughly inspect the core for excessive wear.

## Step 2 – Washing

Removes all grease and residue from the shoe's previous use.

## Step 3 – De-Lining

Unique high-volume de-lining process.

## Step 4 – Shot Blasting

Ensures a deep clean before moving to the next step.

## Step 5 – Coining

Re-stamps the brake shoe table to true original shape.

## Step 6 – PlatinumShield Coating

Provides lasting protection from powerful anti-icing highway chemicals, rust and corrosion.

## Step 7 – Riveting and Re-Lining

Top-quality Meritor brake linings, engineered to meet stringent QS-9000 quality standards, are riveted securely to the shoe table to ensure quality performance.

## Step 8 – Quality Inspection

Every Meritor remanufactured brake shoe receives a thorough inspection before being cleared for shipping.

## Step 9 – Label Approval

Only Meritor reman brake shoes with PlatinumShield coating that pass our rigorous inspection process receive a Meritor brake shoe label.



## Meritor Reman Brake Shoes With PlatinumShield Coating Are Fully Warranted!

- They're completely backed by a 3-Year/300,000-Mile warranty against rust-jacking.
- Unlike competitive brands, our PlatinumShield coating ensures that you receive the full life of your brake shoes.

## Ready For Extended Brake Life?

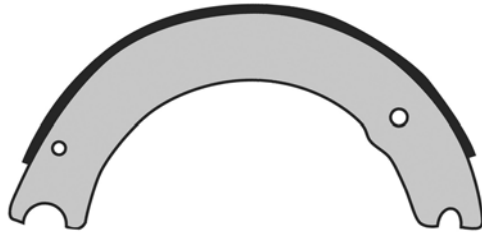
No other reman brake shoe delivers protection from rust-jacking for the full brake life like Meritor reman brake shoes with PlatinumShield coating.

Once again, the brake engineers at ArvinMeritor deliver breakthrough technology – and value – for you and your business!

For all the latest PlatinumShield coating information, test data, product news, photos and FAQs, check out our special MeritorPlatinumShield.com microsite. Or call our customer service team direct at 888-725-9355.

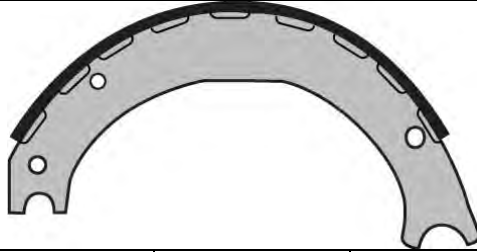
# REMANUFACTURED BRAKE SHOES & BRAKE SHOE KITS

## 15" x 4" Eaton Front



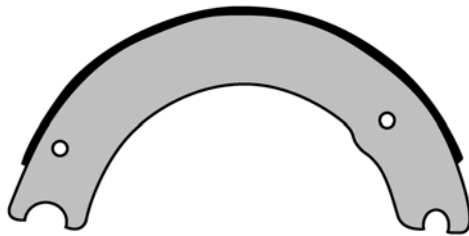
LINING TYPE	FMSI NO.	MERITOR FRICTION MIX	REMAN LINED BRAKE SHOE NUMBER	REMAN LINED BRAKE SHOE KIT NUMBER	MINOR HARDWARE KIT NUMBER	EXCHANGE SHOE CORE NO.	NEW SHOE NUMBER	
							MERITOR PRODUCTION	MERITOR AFTER-MARKET
Meritor Production	1308TT	MA210	XSMA210 1308E	XK210 1308E	MKT 1308E	C1308E		R1308E
	1308TT	MA212	XSMA212 1308E	XK212 1308E	MKT 1308E	C1308E		R1308E
	1308TT	MA310	XSMA310 1308E	XK310 1308E	MKT 1308E	C1308E		R1308E
	1308TT	MA312	XSMA312 1308E	XK312 1308E	MKT 1308E	C1308E		R1308E
	1308TT	R301	XSR301 1308E	XK301 1308E	MKT 1308E	C1308E		R1308E

## 15" x 4" Eaton ES Front - Block Lining



LINING TYPE	FMSI NO.	MERITOR FRICTION MIX	REMAN LINED BRAKE SHOE NUMBER	REMAN LINED BRAKE SHOE KIT NUMBER	MINOR HARDWARE KIT NUMBER	EXCHANGE SHOE CORE NO.	NEW SHOE NUMBER	
							MERITOR PRODUCTION	MERITOR AFTER-MARKET
Meritor Production	4729	MA212	XSMA212 4729ES	XK212 4729ES	R615026	C4729		R4729


## 15" x 4" Eaton ES Front - Strip Lining



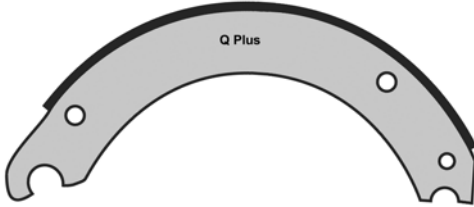
LINING TYPE	FMSI NO.	MERITOR FRICTION MIX	REMAN LINED BRAKE SHOE NUMBER	REMAN LINED BRAKE SHOE KIT NUMBER	MINOR HARDWARE KIT NUMBER	EXCHANGE SHOE CORE NO.	NEW SHOE NUMBER	
							MERITOR PRODUCTION	MERITOR AFTER-MARKET
Meritor Production	1443TT	MA210	XSMA210 1443E	XK210 1443E	MKT 1308E	C1443		R700017
	1443TT	MA212	XSMA212 1443E	XK212 1443E	MKT 1308E	C1443		R700017
	1443TT	MA312	XSMA312 1443E	XK312 1443E	MKT 1308E	C1443		R700017
	1443TT	R301	XSR301 1443E	XK301 1443E	MKT 1308E	C1443		R700017

# REMANUFACTURED BRAKE SHOES & BRAKE SHOE KITS

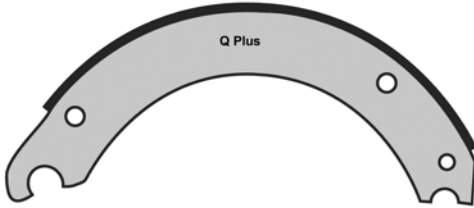
15" x 4" Meritor Q Front

								
LINING TYPE	FMSI NO.	MERITOR FRICTION MIX	REMAN LINED BRAKE SHOE NUMBER	REMAN LINED BRAKE SHOE KIT NUMBER	MINOR HARDWARE KIT NUMBER	EXCHANGE SHOE CORE NO.	NEW SHOE NUMBER	
							MERITOR PRODUCTION	MERITOR AFTER-MARKET
Meritor Production	1308TT	MA210	XSMA210 1308Q	XK210 1308Q	KIT 8029	C1308	A3222-F-1982	
	1308TT	MA212	XSMA212 1308Q	XK212 1308Q	KIT 8029	C1308	A3222-F-1982	
	1308TT	MA310	XSMA310 1308Q	XK310 1308Q	KIT 8029	C1308	A3222-F-1982	
	1308TT	MA312	XSMA312 1308Q	XK312 1308Q	KIT 8029	C1308	A3222-F-1982	
	1308TT	R301	XSR301 1308Q	XK301 1308Q	KIT 8029	C1308	A3222-F-1982	

15" x 4" Meritor Q Plus Front

								
LINING TYPE	FMSI NO.	MERITOR FRICTION MIX	REMAN LINED BRAKE SHOE NUMBER	REMAN LINED BRAKE SHOE KIT NUMBER	MINOR HARDWARE KIT NUMBER	EXCHANGE SHOE CORE NO.	NEW SHOE NUMBER	
							MERITOR PRODUCTION	MERITOR AFTER-MARKET
Meritor Production	4702	MA210	XSMA210 4702QP	XK210 4702QP	KIT 8824HD	C4702QP	A3222-M-2223	
	4702	MA212	XSMA212 4702QP	XK212 4702QP	KIT 8824HD	C4702QP	A3222-M-2223	
	4702	MA310	XSMA310 4702QP	XK310 4702QP	KIT 8824HD	C4702QP	A3222-M-2223	
	4702	MA312	XSMA312 4702QP	XK312 4702QP	KIT 8824HD	C4702QP	A3222-M-2223	
	4702	R301	XSR301 4702QP	XK301 4702QP	KIT 8824HD	C4702QP	A3222-M-2223	

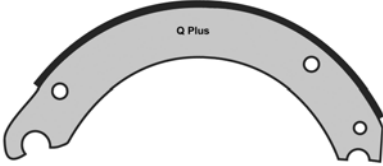
15" x 5" Meritor Q Plus Front

								
LINING TYPE	FMSI NO.	MERITOR FRICTION MIX	REMAN LINED BRAKE SHOE NUMBER	REMAN LINED BRAKE SHOE KIT NUMBER	MINOR HARDWARE KIT NUMBER	EXCHANGE SHOE CORE NO.	NEW SHOE NUMBER	
							MERITOR PRODUCTION	MERITOR AFTER-MARKET
Meritor Production	4703	MA212	XSMA212 4703QP	XK212 4703QP	KIT 8824HD	C4703QP	A3222-D-2110	
	4703	MA312	XSMA312 4703QP	XK312 4703QP	KIT 8824HD	C4703QP	A3222-D-2110	
	4703	R301	XSR301 4703QP	XK301 4703QP	KIT 8824HD	C4703QP	A3222-D-2110	
	4703	R403	XSR403 4703QP	XK403 4703QP	KIT 8824HD	C4703QP	A3222-D-2110	

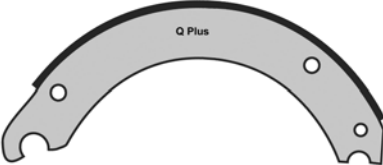


# REMANUFACTURED BRAKE SHOES & BRAKE SHOE KITS

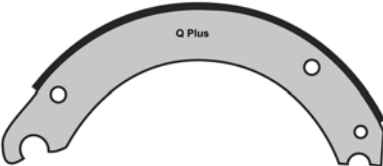
## 15" x 6" Meritor Q Plus Front

								
LINING TYPE	FMSI NO.	MERITOR FRICTION MIX	REMAN LINED BRAKE SHOE NUMBER	REMAN LINED BRAKE SHOE KIT NUMBER	MINOR HARDWARE KIT NUMBER	EXCHANGE SHOE CORE NO.	NEW SHOE NUMBER	
							MERITOR PRODUCTION	MERITOR AFTER-MARKET
Meritor Production	4704	MA212	XSMA212 4704QP	XK212 4704QP	KIT 8824HD	C4704QP	A3222-E-2111	

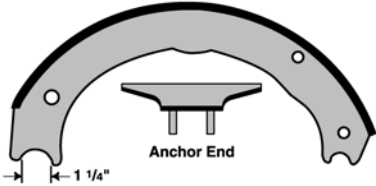
## 15" x 7" Meritor Q Plus Front

								
LINING TYPE	FMSI NO.	MERITOR FRICTION MIX	REMAN LINED BRAKE SHOE NUMBER	REMAN LINED BRAKE SHOE KIT NUMBER	MINOR HARDWARE KIT NUMBER	EXCHANGE SHOE CORE NO.	NEW SHOE NUMBER	
							MERITOR PRODUCTION	MERITOR AFTER-MARKET
Meritor Production	4705	MA212	XSMA212 4705QP	XK212 4705QP	KIT 8824HD	C4705QP	A3222-F-2112	

## 15" x 8-5/8" Meritor Q Plus

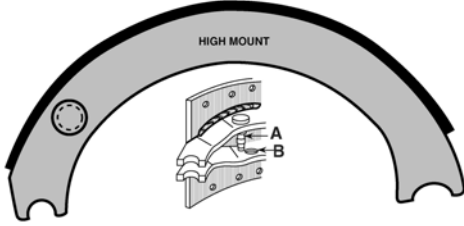
								
LINING TYPE	FMSI NO.	MERITOR FRICTION MIX	REMAN LINED BRAKE SHOE NUMBER	REMAN LINED BRAKE SHOE KIT NUMBER	MINOR HARDWARE KIT NUMBER	EXCHANGE SHOE CORE NO.	NEW SHOE NUMBER	
							MERITOR PRODUCTION	MERITOR AFTER-MARKET
Meritor Production	4710	MA212	XSMA212 4710QP	XK212 4710QP	KIT 8824HD	C4710QP	A3222-A-2159	
	4710	MA312	XSMA312 4710QP	XK312 4710QP	KIT 8824HD	C4710QP	A3222-A-2159	
	4710	R301	XSR301 4710QP	XK301 4710QP	KIT 8824HD	C4710QP	A3222-A-2159	

## 16-1/2" x 5" Eaton ES

								
LINING TYPE	FMSI NO.	MERITOR FRICTION MIX	REMAN LINED BRAKE SHOE NUMBER	REMAN LINED BRAKE SHOE KIT NUMBER	MINOR HARDWARE KIT NUMBER	EXCHANGE SHOE CORE NO.	NEW SHOE NUMBER	
							MERITOR PRODUCTION	MERITOR AFTER-MARKET
Meritor Production	4719	MA212	XSMA212 4719ES <sup>5</sup>	XK212 4719R XK212 4719E	MKT 4709ES2-N R507094	C4719		R700024
	4719	MA312	XSMA312 4719E <sup>4</sup>	XK312 4719R XK312 4719E	MKT4709ES2-N R507094	C4719		R700024

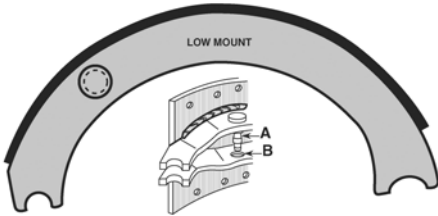
# REMANUFACTURED BRAKE SHOES & BRAKE SHOE KITS

## 16-1/2" x 5" Eaton High Mount



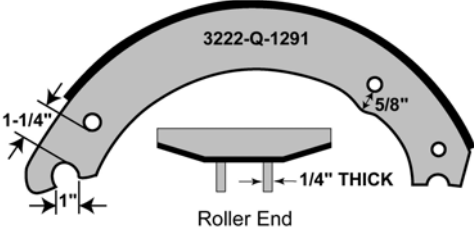
LINING TYPE	FMSI NO.	MERITOR FRICTION MIX	REMAN LINED BRAKE SHOE NUMBER	REMAN LINED BRAKE SHOE KIT NUMBER	MINOR HARDWARE KIT NUMBER	EXCHANGE SHOE CORE NO.	NEW SHOE NUMBER	
							MERITOR PRODUCTION	MERITOR AFTER-MARKET
Meritor Production	4223A	MA212	XSMA212 4223EH	XK212 4223EH	R507077	C4223H		R700008

## 16-1/2" x 5" Eaton Low Mount



LINING TYPE	FMSI NO.	MERITOR FRICTION MIX	REMAN LINED BRAKE SHOE NUMBER	REMAN LINED BRAKE SHOE KIT NUMBER	MINOR HARDWARE KIT NUMBER	EXCHANGE SHOE CORE NO.	NEW SHOE NUMBER	
							MERITOR PRODUCTION	MERITOR AFTER-MARKET
Meritor Production	4223A	MA212	XSMA212 4223E	XK212 4223E	MKT 4311EHD-N	C4223		
	4223A	MA312	XSMA312 4223E	XK312 4223E	MKT 4311EHD-N	C4223		

## 16-1/2" x 5" Meritor Q



LINING TYPE	FMSI NO.	MERITOR FRICTION MIX	REMAN LINED BRAKE SHOE NUMBER	REMAN LINED BRAKE SHOE KIT NUMBER	MINOR HARDWARE KIT NUMBER	EXCHANGE SHOE CORE NO.	NEW SHOE NUMBER	
							MERITOR PRODUCTION	MERITOR AFTER-MARKET
Meritor Production	4524B	MA212	XSMA212 4524Q	XK212 4524Q	KIT 8000	C4524Q	A3222-E-1383	
	4524B	MA310	XSMA310 4524Q	XK310 4524Q	KIT 8000	C4524Q	A3222-E-1383	
	4524B	MA312	XSMA312 4524Q	XK312 4524Q	KIT 8000	C4524Q	A3222-E-1383	
	4524B	R301	XSR301 4524Q	XK301 4524Q	KIT 8000	C4524Q	A3222-E-1383	
	4524B	R403	XSR403 4524Q	XK403 4524Q	KIT 8000	C4524Q	A3222-E-1383	

# REMANUFACTURED BRAKE SHOES & BRAKE SHOE KITS

## 16-1/2" x 5" Meritor Q for 1.68" Offset Spider

LINING TYPE	FMSI NO.	MERITOR FRICTION MIX	REMAN LINED BRAKE SHOE NUMBER	REMAN LINED BRAKE SHOE KIT NUMBER	MINOR HARDWARE KIT NUMBER	EXCHANGE SHOE CORE NO.	NEW SHOE NUMBER	
							MERITOR PRODUCTION	MERITOR AFTER-MARKET
Meritor Production	4524B	R301	XSR301 4524QA		KIT 8028A	C4524QA	A3222-G-1541	

## 16-1/2" x 5" Meritor Q with Relocated Return Spring Hole

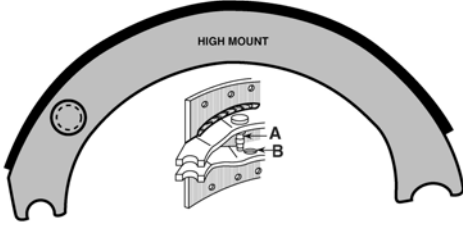
LINING TYPE	FMSI NO.	MERITOR FRICTION MIX	REMAN LINED BRAKE SHOE NUMBER	REMAN LINED BRAKE SHOE KIT NUMBER	MINOR HARDWARE KIT NUMBER	EXCHANGE SHOE CORE NO.	NEW SHOE NUMBER	
							MERITOR PRODUCTION	MERITOR AFTER-MARKET
Meritor Production	4524B	MA212	XSMA212 4524QR	XK212 4524QR	KIT 8081	C4524QR	A3222-J-1440	
	4524B	MA310	XSMA310 4524QR	XK310 4524QR	KIT 8081	C4524QR	A3222-J-1440	
	4524B	MA312	XSMA312 4524QR	XK312 4524QR	KIT 8081	C4524QR	A3222-J-1440	
	4524B	R301	XSR301 4524QR	XK301 4524QR	KIT 8081	C4524QR	A3222-J-1440	
	4524B	R403	XSR403 4524QR	XK403 4524QR	KIT 8081	C4524QR	A3222-J-1440	

## 16-1/2" x 6" Eaton ES

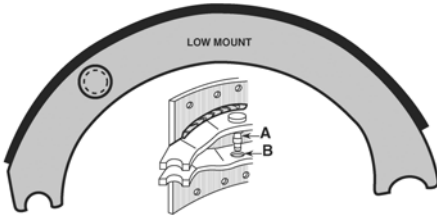
LINING TYPE	FMSI NO.	MERITOR FRICTION MIX	REMAN LINED BRAKE SHOE NUMBER	REMAN LINED BRAKE SHOE KIT NUMBER	MINOR HARDWARE KIT NUMBER	EXCHANGE SHOE CORE NO.	NEW SHOE NUMBER	
							MERITOR PRODUCTION	MERITOR AFTER-MARKET
Meritor Production	4725	MA212	XSMA212 4725ES <sup>5</sup>	XK212 4725ER XK212 4725E	MKT 4709ES2-N R507094	C4725		R700025
	4725	MA312	XSMA312 4725ES <sup>5</sup>	XK312 4725ER XK312 4725E	MKT 4709ES2-N R507094	C4725		R700025

# REMANUFACTURED BRAKE SHOES & BRAKE SHOE KITS

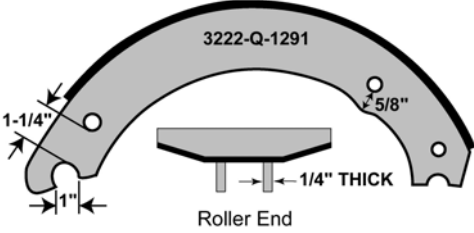
## 16-1/2" x 6" Eaton High Mount

								
LINING TYPE	FMSI NO.	MERITOR FRICTION MIX	REMAN LINED BRAKE SHOE NUMBER	REMAN LINED BRAKE SHOE KIT NUMBER	MINOR HARDWARE KIT NUMBER	EXCHANGE SHOE CORE NO.	NEW SHOE NUMBER	
							MERITOR PRODUCTION	MERITOR AFTER-MARKET
Meritor Production	4317G	MA212	XSMA212 4317EH	XK212 4317EH	R507077	C4317H		R700023

## 16-1/2" x 6" Eaton Low Mount

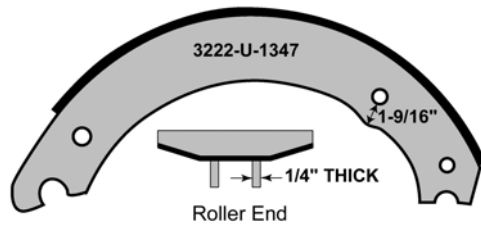
								
LINING TYPE	FMSI NO.	MERITOR FRICTION MIX	REMAN LINED BRAKE SHOE NUMBER	REMAN LINED BRAKE SHOE KIT NUMBER	MINOR HARDWARE KIT NUMBER	EXCHANGE SHOE CORE NO.	NEW SHOE NUMBER	
							MERITOR PRODUCTION	MERITOR AFTER-MARKET
Meritor Production	4317G	MA212	XSMA212 4317E	XK212 4317E	MKT 4311EHD-N	C4317		R704317
	4317G	MA312	XSMA312 4317E	XK312 4317E	MKT 4311EHD-N	C4317		R704317

## 16-1/2" x 6" Meritor Q

								
LINING TYPE	FMSI NO.	MERITOR FRICTION MIX	REMAN LINED BRAKE SHOE NUMBER	REMAN LINED BRAKE SHOE KIT NUMBER	MINOR HARDWARE KIT NUMBER	EXCHANGE SHOE CORE NO.	NEW SHOE NUMBER	
							MERITOR PRODUCTION	MERITOR AFTER-MARKET
Meritor Production	4514G	MA212	XSMA212 4514Q	XK212 4514Q	KIT 8000	C4514Q	A3222-C-1381	
	4514G	MA310	XSMA310 4514Q	XK310 4514Q	KIT 8000	C4514Q	A3222-C-1381	
	4514G	MA312	XSMA312 4514Q	XK312 4514Q	KIT 8000	C4514Q	A3222-C-1381	
	4514G	R301	XSR301 4514Q	XK301 4514Q	KIT 8000	C4514Q	A3222-C-1381	
	4514G	R403	XSR403 4514Q	XK403 4514Q	KIT 8000	C4514Q	A3222-C-1381	

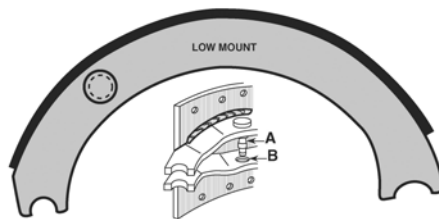
# REMANUFACTURED BRAKE SHOES & BRAKE SHOE KITS

## 16-1/2" x 6" Meritor Q with Relocated Return Spring Hole



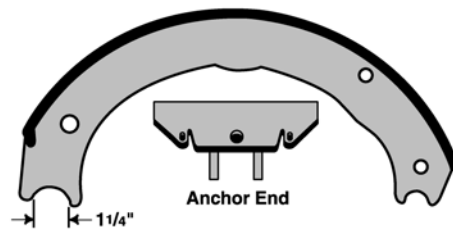
LINING TYPE	FMSI NO.	MERITOR FRICTION MIX	REMAN LINED BRAKE SHOE NUMBER	REMAN LINED BRAKE SHOE KIT NUMBER	MINOR HARDWARE KIT NUMBER	EXCHANGE SHOE CORE NO.	NEW SHOE NUMBER	
							MERITOR PRODUCTION	MERITOR AFTER-MARKET
Meritor Production	4514G	MA212	XSMA212 4514QR	XK212 4514QR	KIT 8081	C4514QR	A3222-V-1348	
	4514G	MA310	XSMA310 4514QR	XK310 4514QR	KIT 8081	C4514QR	A3222-V-1348	
	4514G	MA312	XSMA312 4514QR	XK312 4514QR	KIT 8081	C4514QR	A3222-V-1348	
	4514G	R301	XSR301 4514QR	XK301 4514QR	KIT 8081	C4514QR	A3222-V-1348	
	4514G	R403	XSR403 4514QR	XK403 4514QR	KIT 8081	C4514QR	A3222-V-1348	

## 16-1/2" x 7" Eaton



LINING TYPE	FMSI NO.	MERITOR FRICTION MIX	REMAN LINED BRAKE SHOE NUMBER	REMAN LINED BRAKE SHOE KIT NUMBER	MINOR HARDWARE KIT NUMBER	EXCHANGE SHOE CORE NO.	NEW SHOE NUMBER	
							MERITOR PRODUCTION	MERITOR AFTER-MARKET
Meritor Production	4311J	MA210	XSMA210 4311E	XK210 4311E	MKT 4311EHD-N	C4311		R4311
	4311J	MA212	XSMA212 4311E	XK212 4311E	MKT 4311EHD-N	C4311		R4311
	4311J	MA310	XSMA310 4311E	XK310 4311E	MKT 4311EHD-N	C4311		R4311
	4311J	MA312	XSMA312 4311E	XK312 4311E	MKT 4311EHD-N	C4311		R4311
	4311J	R301	XSR301 4311E	XK301 4311E	MKT 4311EHD-N	C4311		R4311
	4311J	R403	XSR403 4311E	XK403 4311E	MKT 4311EHD-N	C4311		R4311

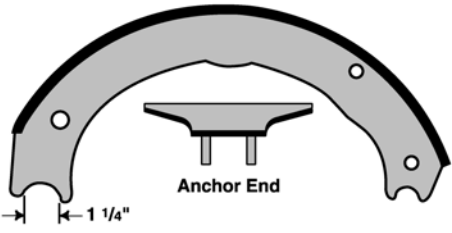
## 16-1/2" x 7" Eaton ES I



LINING TYPE	FMSI NO.	MERITOR FRICTION MIX	REMAN LINED BRAKE SHOE NUMBER	REMAN LINED BRAKE SHOE KIT NUMBER	MINOR HARDWARE KIT NUMBER	EXCHANGE SHOE CORE NO.	NEW SHOE NUMBER	
							MERITOR PRODUCTION	MERITOR AFTER-MARKET
Meritor Production	4709	MA210	XSMA210 4709E1	XK210 4709E1	MKT 4709ES-N	C4709		R4709
	4709	MA212	XSMA212 4709E1	XK212 4709E1	MKT 4709ES-N	C4709		R4709
	4709	MA310	XSMA310 4709E1	XK310 4709E1	MKT 4709ES-N	C4709		R4709
	4709	MA312	XSMA312 4709E1	XK312 4709E1	MKT 4709ES-N	C4709		R4709
	4709	R301	XSR301 4709E1	XK301 4709E1	MKT 4709ES-N	C4709		R4709
	4709	R403	XSR403 4709E1	XK403 4709E1	MKT 4709ES-N	C4709		R4709

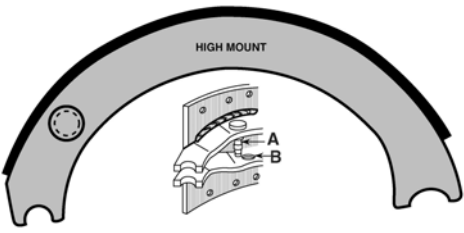
# REMANUFACTURED BRAKE SHOES & BRAKE SHOE KITS

16-1/2" x 7" Eaton ES II



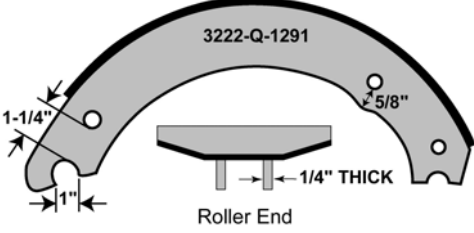
LINING TYPE	FMSI NO.	MERITOR FRICTION MIX	REMAN LINED BRAKE SHOE NUMBER	REMAN LINED BRAKE SHOE KIT NUMBER	MINOR HARDWARE KIT NUMBER	EXCHANGE SHOE CORE NO.	NEW SHOE NUMBER	
							MERITOR PRODUCTION	MERITOR AFTER-MARKET
Meritor Production	4709	MA210	XSMA210 4709E2	XK210 4709E2	MKT 4709ES2-N	C4709G2		R4709G2
	4709	MA212	XSMA212 4709E2	XK212 4709E2	MKT 4709ES2-N	C4709G2		R4709G2
	4709	MA310	XSMA310 4709E2	XK310 4709E2	MKT 4709ES2-N	C4709G2		R4709G2
	4709	MA312	XSMA312 4709E2	XK312 4709E2	MKT 4709ES2-N	C4709G2		R4709G2
	4709	R301	XSR301 4709E2	XK301 4709E2	MKT 4709ES2-N	C4709G2		R4709G2

16-1/2" x 7" Eaton High Mount



LINING TYPE	FMSI NO.	MERITOR FRICTION MIX	REMAN LINED BRAKE SHOE NUMBER	REMAN LINED BRAKE SHOE KIT NUMBER	MINOR HARDWARE KIT NUMBER	EXCHANGE SHOE CORE NO.	NEW SHOE NUMBER	
							MERITOR PRODUCTION	MERITOR AFTER-MARKET
Meritor Production	4311J	MA210	XSMA210 4311EH	XK210 4311EH	R507077	C4311H		R700010
	4311J	MA212	XSMA212 4311EH	XK212 4311EH	R507077	C4311H		R700010
	4311J	MA310	XSMA310 4311EH	XK310 4311EH	R507077	C4311H		R700010
	4311J	R301	XSR301 4311EH	XK301 4311EH	R507077	C4311H		R700010

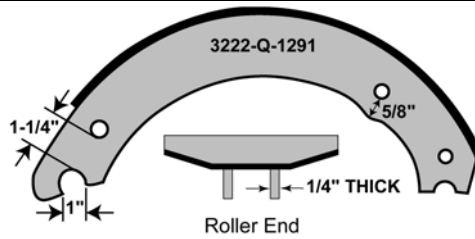
16-1/2" x 7" Meritor Q



LINING TYPE	FMSI NO.	MERITOR FRICTION MIX	REMAN LINED BRAKE SHOE NUMBER	REMAN LINED BRAKE SHOE KIT NUMBER	MINOR HARDWARE KIT NUMBER	EXCHANGE SHOE CORE NO.	NEW SHOE NUMBER	
							MERITOR PRODUCTION	MERITOR AFTER-MARKET
Meritor Production	4515G	MA210	XSMA210 4515Q	XK210 4515Q XK210 4515QHD	KIT 8000 KIT 8000HD	C4515Q	A91-3222-S-1293	R4515
	4515G	MA212	XSMA212 4515Q	XK212 4515Q XK212 4515QHD XK212 4515QHDMB	KIT 8000 KIT 8000HD KIT 8000MBHD	C4515Q	A91-3222-S-1293	R4515
	4515G	MA310	XSMA310 4515Q	XK310 4515Q XK310 4515QHD	KIT 8000 KIT 8000HD	C4515Q	A91-3222-S-1293	R4515

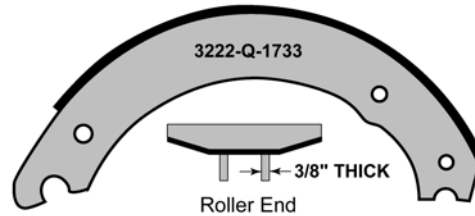
# REMANUFACTURED BRAKE SHOES & BRAKE SHOE KITS

## 16-1/2" x 7" Meritor Q



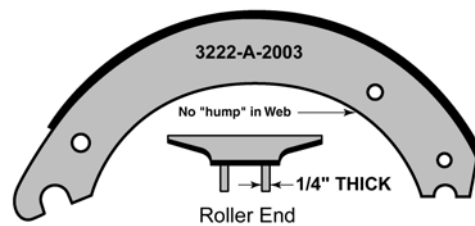
LINING TYPE	FMSI NO.	MERITOR FRICTION MIX	REMAN LINED BRAKE SHOE NUMBER	REMAN LINED BRAKE SHOE KIT NUMBER	MINOR HARDWARE KIT NUMBER	EXCHANGE SHOE CORE NO.	NEW SHOE NUMBER	
							MERITOR PRODUCTION	MERITOR AFTER-MARKET
Meritor Production	4515G	MA312	XSMA312 4515Q	XK312 4515Q XK312 4515QHD XK312 4515QHDMB	KIT 8000 KIT 8000HD KIT 8000MBHD	C4515Q	A91-3222-S-1293	R4515
	4515G	R301	XSR301 4515Q	XK301 4515Q XK301 4515QHD XK301 4515QHDMB	KIT 8000 KIT 8000HD KIT 8000MBHD	C4515Q	A91-3222-S-1293	R4515
	4515G	R403	XSR403 4515Q	XK403 4515Q XK403 4515QHD	KIT 8000 KIT 8000HD	C4515Q	A91-3222-S-1293	R4515

## 16-1/2" x 7" Meritor Q Heavy Duty



LINING TYPE	FMSI NO.	MERITOR FRICTION MIX	REMAN LINED BRAKE SHOE NUMBER	REMAN LINED BRAKE SHOE KIT NUMBER	MINOR HARDWARE KIT NUMBER	EXCHANGE SHOE CORE NO.	NEW SHOE NUMBER	
							MERITOR PRODUCTION	MERITOR AFTER-MARKET
Meritor Production	4515H	R403	XSR403 4515QM	XK403 4515M	KIT 8026HD	C4515H	A3222-S-1735	

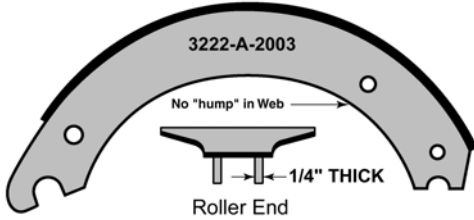
## 16-1/2" x 7" Meritor Q Plus



LINING TYPE	FMSI NO.	MERITOR FRICTION MIX	REMAN LINED BRAKE SHOE NUMBER	REMAN LINED BRAKE SHOE KIT NUMBER	MINOR HARDWARE KIT NUMBER	EXCHANGE SHOE CORE NO.	NEW SHOE NUMBER	
							MERITOR PRODUCTION	MERITOR AFTER-MARKET
Meritor Production	4707	MA210	XSMA210 4707QP	XK210 4707QP	KIT 8000HD	C4707QP	A19-3222-D-2006	R4707
	4707	MA212	XSMA212 4707QP	XK212 4707QP XK212 4707QPMB	KIT 8000HD KIT 8000MBHD	C4707QP	A19-3222-D-2006	R4707
	4707	MA310	XSMA310 4707QP	XK310 4707QP	KIT 8000HD	C4707QP	A19-3222-D-2006	R4707
	4707	MA312	XSMA312 4707QP	XK312 4707QP XK312 4707QPMB	KIT 8000HD KIT 8000MBHD	C4707QP	A19-3222-D-2006	R4707

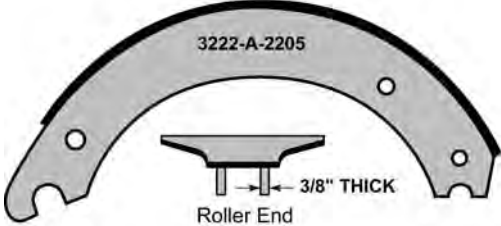
# REMANUFACTURED BRAKE SHOES & BRAKE SHOE KITS

## 16-1/2" x 7" Meritor Q Plus



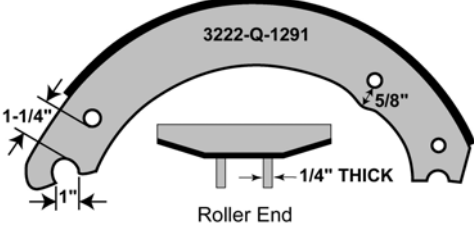
LINING TYPE	FMSI NO.	MERITOR FRICTION MIX	REMAN LINED BRAKE SHOE NUMBER	REMAN LINED BRAKE SHOE KIT NUMBER	MINOR HARDWARE KIT NUMBER	EXCHANGE SHOE CORE NO.	NEW SHOE NUMBER	
							MERITOR PRODUCTION	MERITOR AFTER-MARKET
Meritor Production	4707	R301	XSR301 4707QP	XK301 4707QPMB	KIT 8000MBHD	C4707QP	A19-3222-D-2006	R4707
	4707	R403	XSR403 4707QP	XK403 4707QP	KIT 8000HD	C4707QP	A19-3222-D-2006	R4707

## 16-1/2" x 7" Meritor Q Plus Heavy Duty



LINING TYPE	FMSI NO.	MERITOR FRICTION MIX	REMAN LINED BRAKE SHOE NUMBER	REMAN LINED BRAKE SHOE KIT NUMBER	MINOR HARDWARE KIT NUMBER	EXCHANGE SHOE CORE NO.	NEW SHOE NUMBER	
							MERITOR PRODUCTION	MERITOR AFTER-MARKET
Meritor Production	4707	MA310	XSMA310 4707QPM	XK310 4707QPM	KIT 8844HD	C4707QPM	A3222-X-2208	
	4707	R301	XSR301 4707QPM	XK301 4707QPM	KIT 8844HD	C4707QPM	A3222-X-2208	
	4707	R403	XSR403 4707QPM	XK403 4707QPM	KIT 8844HD	C4707QPM	A3222-X-2208	

## 16-1/2" x 8" Meritor Q

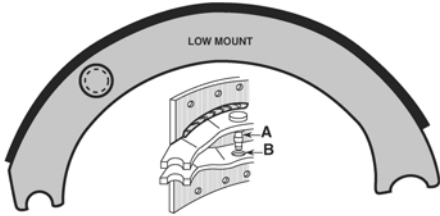


LINING TYPE	FMSI NO.	MERITOR FRICTION MIX	REMAN LINED BRAKE SHOE NUMBER	REMAN LINED BRAKE SHOE KIT NUMBER	MINOR HARDWARE KIT NUMBER	EXCHANGE SHOE CORE NO.	NEW SHOE NUMBER	
							MERITOR PRODUCTION	MERITOR AFTER-MARKET
Meritor Production	4644B	MA212	XSMA212 4644Q		KIT 8000HD	C4644	A3222-B-1510	

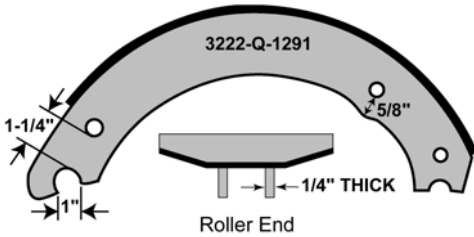


# REMANUFACTURED BRAKE SHOES & BRAKE SHOE KITS

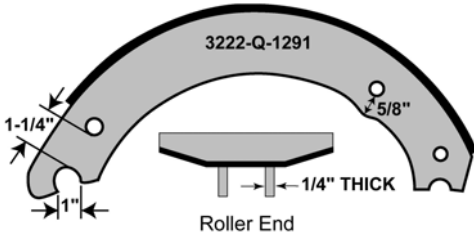
16-1/2" x 8-5/8" Eaton

								
LINING TYPE	FMSI NO.	MERITOR FRICTION MIX	REMAN LINED BRAKE SHOE NUMBER	REMAN LINED BRAKE SHOE KIT NUMBER	MINOR HARDWARE KIT NUMBER	EXCHANGE SHOE CORE NO.	NEW SHOE NUMBER	
							MERITOR PRODUCTION	MERITOR AFTER-MARKET
Meritor Production	4674	MA212	XSMA212 4674E	XK212 4674E	MKT 4311EHD-N	C4674		R700021

16-1/2" x 8-5/8" Meritor Q


								
LINING TYPE	FMSI NO.	MERITOR FRICTION MIX	REMAN LINED BRAKE SHOE NUMBER	REMAN LINED BRAKE SHOE KIT NUMBER	MINOR HARDWARE KIT NUMBER	EXCHANGE SHOE CORE NO.	NEW SHOE NUMBER	
							MERITOR PRODUCTION	MERITOR AFTER-MARKET
Meritor Production	4551B	MA210	XSMA210 4551Q	XK210 4551Q	KIT 8000HD	C4551Q	A3222-T-1346	
	4551B	MA212	XSMA212 4551Q	XK212 4551Q	KIT 8000HD	C4551Q	A3222-T-1346	
	4551B	MA310	XSMA310 4551Q	XK310 4551Q	KIT 8000HD	C4551Q	A3222-T-1346	
	4551B	MA312	XSMA312 4551Q	XK312 4551Q	KIT 8000HD	C4551Q	A3222-T-1346	
4551B	R301	XSR301 4551Q	XK301 4551Q	KIT 8000HD	C4551Q	A3222-T-1346		

16-1/2" x 10" Meritor Q

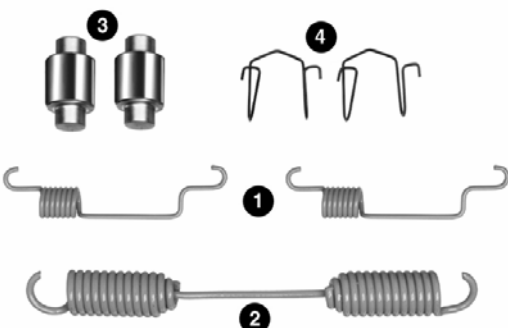
								
LINING TYPE	FMSI NO.	MERITOR FRICTION MIX	REMAN LINED BRAKE SHOE NUMBER	REMAN LINED BRAKE SHOE KIT NUMBER	MINOR HARDWARE KIT NUMBER	EXCHANGE SHOE CORE NO.	NEW SHOE NUMBER	
							MERITOR PRODUCTION	MERITOR AFTER-MARKET
Meritor Production	4552Q	MA212	XSMA212 4552Q	XK212 4552Q	KIT 8000HD	C4552Q	A3222-D-1356	

# BRAKE REPAIR KITS


## R507004 Eaton 15"

ITEM	QTY	PART NUMBER	DESCRIPTION		APPLICATION AND GENERAL INFORMATION
1	1	R567009	Return Spring		
2	1	R567501	Retainer Spring		
3	2	R517001	Brake Shoe Roller		
					Front steering axle. Single anchor pin front brake. Services 1 brake.


## R615026 Eaton 15"

ITEM	QTY	PART NUMBER	DESCRIPTION		APPLICATION AND GENERAL INFORMATION
1	2	R567505	Retainer Spring		
2	1	Not Sold Separately	Return Spring		
3	2	R517510	Brake Shoe Roller		
4	2	1718-Y-103	Roller Retainer		
					Front steer axle. Single anchor pin front brake. Services 1 brake.

## R508030 Meritor 15" Q

ITEM	QTY	PART NUMBER	DESCRIPTION		APPLICATION AND GENERAL INFORMATION
1	1	2258-K-1181	Return Spring		
2	1	2258-E-1123	Retainer Spring		
3	2	1199-G-3725	Roller		
4	2	2257-T-1060	Hold Down Clip		
					Front steering axle. For 1.50" offset spiders less anchor pins. Services 1 brake.


## KIT 8824HD Meritor 15" Q Plus

ITEM	QTY	PART NUMBER	DESCRIPTION		APPLICATION AND GENERAL INFORMATION
1	2	2297-T-7222	Brake Shoe Roller		
2	2	3105-B-210	Roller Retainer		
3	2	1218-G-85	Return Spring Pin		
4	2	1225-B-496	Anchor Pin Bushing		
5	2	1259-N-274	Anchor Pin		
6	2	2258-Q-615	Retainer Spring		
7	1	2258-L-1234	Return Spring		
					For Meritor front (steering) axle. Services 1 brake.

# BRAKE REPAIR KITS


KIT 8847HDA

Meritor 15" Q Plus

ITEM	QTY	PART NUMBER	DESCRIPTION		APPLICATION AND GENERAL INFORMATION
1	2	1259-N-274	Anchor Pin		
2	2	1225-B-496	Anchor Pin Bushing		
3	2	2258-Q-615	Retainer Spring		
4	1	2258-L-1234	Return Spring		
5	2	2297-D-7206	Roller		
6	2	2105-G-1047	Retainer		


MKT 1308E

Eaton 15"

ITEM	QTY	PART NUMBER	DESCRIPTION		APPLICATION AND GENERAL INFORMATION
1	2	R517001	Brake Shoe Roller		
2	1	Not Sold Separately	Retainer Spring		
3	1	Not Sold Separately	Return Spring		
					Front brakes.

KIT 8021

Meritor 15" Q

ITEM	QTY	PART NUMBER	DESCRIPTION		APPLICATION AND GENERAL INFORMATION
1	2	1259-X-1012	Anchor Pin		
2	2	1229-V-1504	Washer		
3	2	NL-112-1	Locknut		
4	2	2257-U-1061	Hold Down Clip		
5	2	2257-T-1060	Hold Down Clip		
6	2	S-248	Capscrew		
7	2	N-34	Nut		
8	1	2258-K-1181	Return Spring		
9	1	2258-E-1123	Retainer Spring		
10	2	1225-R-1136	Bushing		
11	2	A-1205-D-2110	Seal		
12	1	2205-P-1004	Plate		
13	2	1199-G-3725	Roller		
					Front steering axles. Minor overhaul kit. Services 1 brake.

# BRAKE REPAIR KITS

## KIT 8029 Meritor 15" Q

ITEM	QTY	PART NUMBER	DESCRIPTION		APPLICATION AND GENERAL INFORMATION
1	2	1259-X-1012	Anchor Pin		
2	1	2258-K-1181	Return Spring		
3	1	2258-E-1123	Retainer Spring		
4	2	1199-G-3725	Roller		
5	2	NL-112-1	Locknut		
6	2	1229-V-1504	Washer		
7	1	2205-P-1004	Plate		
					Front steering axles. Hardware kit for Meritor front (steering) axle Q brakes. Services 1 brake.

## R507086 Eaton 15" ES

ITEM	QTY	PART NUMBER	DESCRIPTION		APPLICATION AND GENERAL INFORMATION
1	2	Not Sold Separately	Brake Shoe Roller		
2	2	Not Sold Separately	Roller Retainer		
3	2	R567012	Return Spring		
4	2	2258-Q-615	Retainer Spring		
					Front steering axle. Reduced Envelope. Services 1 brake.

## R507083 Eaton 15" ES

ITEM	QTY	PART NUMBER	DESCRIPTION		APPLICATION AND GENERAL INFORMATION
1	2	Not Sold Separately	Brake Shoe Roller		
2	2	Not Sold Separately	Roller Retainer		
3	1	R567013	Return Spring		
4	2	2258-Q-615	Retainer Spring		
					Drive axle. Reduced Envelope. Services 1 brake.

## R507002 Eaton 16-1/2"

ITEM	QTY	PART NUMBER	DESCRIPTION		APPLICATION AND GENERAL INFORMATION
1	1	R567006	Return Spring		
2	2	R567502	Retainer Spring		
3	2	R517006	Brake Shoe Roller		
4	2	R517509	Roller Pin		
					For standard design fabricated shoes. Single anchor pin. Services 1 brake.

# BRAKE REPAIR KITS

R507003 Eaton 16-1/2"

ITEM	QTY	PART NUMBER	DESCRIPTION		APPLICATION AND GENERAL INFORMATION
1	1	R567001	Return Spring		
2	2	R567502	Retainer Spring		
3	2	R517006	Brake Shoe Roller		
4	2	R517509	Roller Pin		
					Single anchor pin. Services 1 brake.

R507006 Fruehauf (Propar) 16-1/2"

ITEM	QTY	PART NUMBER	DESCRIPTION		APPLICATION AND GENERAL INFORMATION
1	2	R537004	Anchor Pin		
2	1	2258-U-619	Return Spring		
3	2	2297-T-7222	Brake Shoe Roller		
4	2	R527002	Roller Retainer		
5	2	1218-G-85	Return Spring Pin		
6	2	2258-Q-615	Retainer Spring		
7	2	1199-E-1695	Drive Pin		
8	2	1225-S-1267	Bushing		
					Old style XEM series with shoes drilled for retainer springs. Services 1 brake.

KIT 8000 Meritor 16-1/2" Q

ITEM	QTY	PART NUMBER	DESCRIPTION		APPLICATION AND GENERAL INFORMATION
1	2	1259-N-274	Anchor Pin		
2	1	2258-U-619	Return Spring		
3	2	2258-Q-615	Retainer Spring		
4	2	2297-T-7222	Brake Shoe Roller		
5	2	1225-B-496	Anchor Pin Bushing		
6	2	1218-G-85	Return Spring Pin		
7	2	3105-B-210	Roller Retainer		
					Services all Q brake sizes, incl. Fruehauf, except those on front steering axles. For H.D. version see KIT 8000HD. Services 1 brake.

# BRAKE REPAIR KITS

**KIT 8000MBHD Meritor 16-1/2" Q**

ITEM	QTY	PART NUMBER	DESCRIPTION		APPLICATION AND GENERAL INFORMATION
1	2	1259-N-274	Anchor Pin		
2	1	2258-W-803	Return Spring		
3	2	2258-Q-615	Retainer Spring		
4	2	2297-T-7222	Brake Shoe Roller		
5	2	1218-G-85	Return Spring Pin		
6	2	3105-B-210	Roller Retainer	<p>Same as KIT 8000 but with heavy duty return spring and less bushings. Services all Q brake sizes, incl. Fruehauf, except those on front steering axles. Services 1 brake.</p>	

**KIT 8000HD Meritor 16-1/2" Q and Q Plus**

ITEM	QTY	PART NUMBER	DESCRIPTION		APPLICATION AND GENERAL INFORMATION
1	2	1259-N-274	Anchor Pin		
2	2	2297-T-7222	Brake Shoe Roller		
3	2	1225-B-496	Anchor Pin Bushing		
4	2	1218-G-85	Return Spring Pin		
5	2	3105-B-210	Roller Retainer		
6	1	2258-W-803	Return Spring		
7	2	2258-Q-615	Retainer Spring	<p>Same as KIT 8000 but with heavy duty return spring. Services all Q brake sizes, including Fruehauf, except those on front steering axles. Services 1 brake.</p>	

**R507077 Eaton 16-1/2" Cam**


ITEM	QTY	PART NUMBER	DESCRIPTION		APPLICATION AND GENERAL INFORMATION
1	2	R567502	Retainer Spring		
2	1	R567017	Return Spring		
3	2	R517006	Brake Shoe Roller		
4	2	R517509	Roller Pin	<p>For use with "High Mount" brake shoes. Brake shoe has offset spring retainer pin. Used in some Ford applications. Services 1 brake.</p>	

**R507094 Eaton 16-1/2" ES-II**


ITEM	QTY	PART NUMBER	DESCRIPTION		APPLICATION AND GENERAL INFORMATION
1	2	R567505	Retainer Spring		
2	2	R567012	Return Spring		
3	2	R517510	Brake Shoe Roller		
4	2	Not Sold Separately	Roller Retainer	<p>Front steering axle. Can only be used with Eaton "ES" camshafts. Services 1 brake.</p>	

# BRAKE REPAIR KITS


## KIT 8080 Meritor 16-1/2" Q

ITEM	QTY	PART NUMBER	DESCRIPTION		APPLICATION AND GENERAL INFORMATION
1	2	2258-Q-615	Retainer Spring		
2	1	2258-Y-1273	Return Spring		
3	2	1225-B-496	Anchor Pin Bushing		
4	2	1259-N-274	Anchor Pin		
					Front steering axles. Services old clipped and hammerclaw cams on steering axles and relocated return spring hole shoes. Services 1 brake.

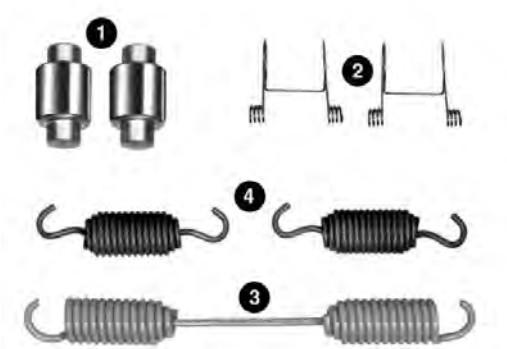
## KIT 8081 Meritor 16-1/2" Q

ITEM	QTY	PART NUMBER	DESCRIPTION		APPLICATION AND GENERAL INFORMATION
1	1	2258-Y-1273	Return Spring		
2	2	2258-Q-615	Retainer Spring		
3	2	1259-N-274	Anchor Pin		
4	2	1225-B-496	Anchor Pin Bushing		
5	2	2297-T-7222	Brake Shoe Roller		
6	2	3105-B-210	Roller Retainer		
7	2	1218-G-85	Return Spring Pin		
					Front steering axles. Same as KIT 8080 except has rollers, retainers and spring pins. Services 1 brake.

## MKT 4311EHD-N Eaton 16-1/2"

ITEM	QTY	PART NUMBER	DESCRIPTION		APPLICATION AND GENERAL INFORMATION
1	2	Not Sold Separately	Retainer Spring		
2	1	Not Sold Separately	Return Spring		
3	2	Not Sold Separately	Brake Shoe Roller		
4	2	Not Sold Separately	Roller Pin		
					With heavy duty return spring. Also available bagged as part number MKT4311EHD-B.

## MKT 4709ES-N Eaton 16-1/2" ES

ITEM	QTY	PART NUMBER	DESCRIPTION		APPLICATION AND GENERAL INFORMATION
1	2	Not Sold Separately	Brake Shoe Roller		
2	2	Not Sold Separately	Roller Retainer		
3	1	Not Sold Separately	Return Spring		
4	2	Not Sold Separately	Retainer Spring		
					Can only be used with Eaton "ES" camshafts. Services 1 brake. Also available bagged as part number MKT4709ES-B.

# BRAKE REPAIR KITS

## R507057 Eaton 16-1/2" ES

ITEM	QTY	PART NUMBER	DESCRIPTION		APPLICATION AND GENERAL INFORMATION
1	2	R567502	Retainer Spring		
2	1	R567503	Return Spring		
3	2	R517510	Brake Shoe Roller		
4	2	1718-Y-103	Roller Retainer		
					Drive axle. Can only be used with Eaton "ES" camshafts. Services 1 brake.

## R507084 Eaton 16-1/2" ES

ITEM	QTY	PART NUMBER	DESCRIPTION		APPLICATION AND GENERAL INFORMATION
1	2	Not Sold Separately	Anchor Pin		
2	2	Not Sold Separately	Lock Screw		
3	4	1229-G-2971	Washer		
4	4	1229-X-1116	Snap Ring		
5	4	Not Sold Separately	Shoe Bushing		
6	2	1225-G-449	Anchor Pin Bushing		
7	2	Not Sold Separately	Brake Shoe Roller		
8	2	Not Sold Separately	Roller Pin		
9	2	Not Sold Separately	Lock Pin		
10	1	Not Sold Separately	Return Spring		
					Drive axle. Severe service brake with cast shoes. Services 1 brake.

## R507085 Eaton 16-1/2" ES

ITEM	QTY	PART NUMBER	DESCRIPTION		APPLICATION AND GENERAL INFORMATION
1	2	Not Sold Separately	Brake Shoe Roller		
2	2	Not Sold Separately	Lock Screw		
3	4	1229-G-2971	Washer		
4	4	1229-X-1116	Snap Ring		
5	2	1225-G-449	Anchor Pin Bushing		
6	2	Not Sold Separately	Brake Shoe Roller		
7	2	Not Sold Separately	Roller Retainer		
8	2	1218-G-85	Return Spring Pin		
9	1	Not Sold Separately	Return Spring		
					Drive axle. Severe service brake with fabricated shoes. Services 1 brake.

## R507064 Eaton 16-1/2" ES-II

ITEM	QTY	PART NUMBER	DESCRIPTION		APPLICATION AND GENERAL INFORMATION
1	2	R567505	Retainer Spring		
2	1	R567503	Return Spring		
3	2	R517510	Brake Shoe Roller		
4	2	1718-Y-103	Roller Retainer	Drive axle. For use with new "ES-II", No-Tab shoe with retainer spring holes in web. NOTE: Install retainer springs with coil end up. Can only be used with Eaton "ES" camshafts. Services 1 brake.	



# BRAKE REPAIR KITS

MKT 4709ES2-N

Eaton 16-1/2" ESII

ITEM	QTY	PART NUMBER	DESCRIPTION		APPLICATION AND GENERAL INFORMATION
1	2	Not Sold Separately	Brake Shoe Roller		
2	2	Not Sold Separately	Roller Retainer		
3	1	Not Sold Separately	Return Spring		
4	2	Not Sold Separately	Retainer Spring		
					Drive axle. For use with new "ES-II", No-Tab shoe with retainer spring holes in web. NOTE: Install retainer springs with coil end up. Can only be used with Eaton "ES" camshafts. Services 1 brake. Also available bagged as part number MKT4709ES2-B.

MKT 4515Q-N

Intraxx and Meritor Q, QPlus and Spicer XLII 16-1/2"

ITEM	QTY	PART NUMBER	DESCRIPTION		APPLICATION AND GENERAL INFORMATION
1	2	Not Sold Separately	Anchor Pin		
2	2	Not Sold Separately	Anchor Pin Bushing		
3	2	Not Sold Separately	Retainer Spring		
4	1	Not Sold Separately	Return Spring		
5	2	Not Sold Separately	Brake Shoe Roller		
6	2	Not Sold Separately	Return Spring Pin		
7	2	Not Sold Separately	Roller Retainer		
					Drive axle. Services multiple applications, except those on front heavy axles. For HD version see MKT 4515QHD. Services 1 brake. Also available bagged as part number MKT4515Q-B.

MKT 4515QHD-N

Intraxx and Meritor Q, QPlus and Spicer XLII 16-1/2"

ITEM	QTY	PART NUMBER	DESCRIPTION		APPLICATION AND GENERAL INFORMATION
1	2	Not Sold Separately	Anchor Pin		
2	2	Not Sold Separately	Anchor Pin Bushing		
3	2	Not Sold Separately	Retainer Spring		
4	1	Not Sold Separately	Return Spring		
5	2	Not Sold Separately	Brake Shoe Roller		
6	2	Not Sold Separately	Return Spring Pin		
7	2	Not Sold Separately	Roller Retainer		
					Drive axle. Services multiple applications. With heavy duty return spring. Services 1 brake. Also available bagged as part number MKT4515QHD-B.

KIT 8026HD

Meritor 16-1/2" Q

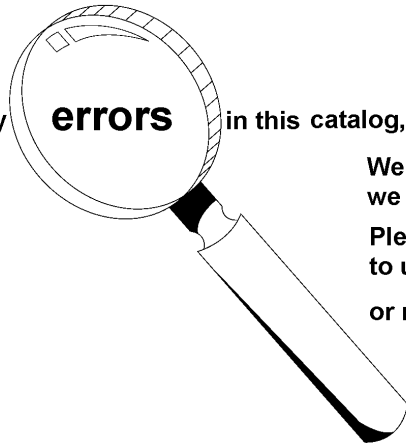
ITEM	QTY	PART NUMBER	DESCRIPTION		APPLICATION AND GENERAL INFORMATION
1	2	1225-B-496	Anchor Pin Bushing		
2	2	1259-V-308	Anchor Pin		
3	1	2258-W-803	Return Spring		
4	2	2258-X-804	Retainer Spring		
5	2	2247-X-128	Roller		
6	2	3105-B-210	Roller Retainer		
7	2	1218-G-85	Return Spring Pin		
8	2	19-X-143	Retainer Spring Pin		
9	2	1229-G-1099	Snap Ring		
					Contains heavy duty anchor pins, retaining springs, and return springs. Services 1 brake. For Mack.

# BRAKE REPAIR KITS

KIT 8844HD Meritor 16-1/2" Q Plus

ITEM	QTY	PART NUMBER	DESCRIPTION		APPLICATION AND GENERAL INFORMATION
1	2	2297-T-7222	Brake Shoe Roller		Use with A-3222-X-2208 Mack Q Plus heavy duty shoe. Services 1 brake.
2	2	3105-B-210	Roller Retainer		
3	1	2258-W-803	Return Spring		
4	2	1225-B-496	Anchor Pin Bushing		
5	2	1259-V-308	Anchor Pin		
6	2	2258-H-1230	Retainer Spring		
7	2	1218-G-85	Return Spring Pin		

If you detect any **errors** in this catalog, please let us know.

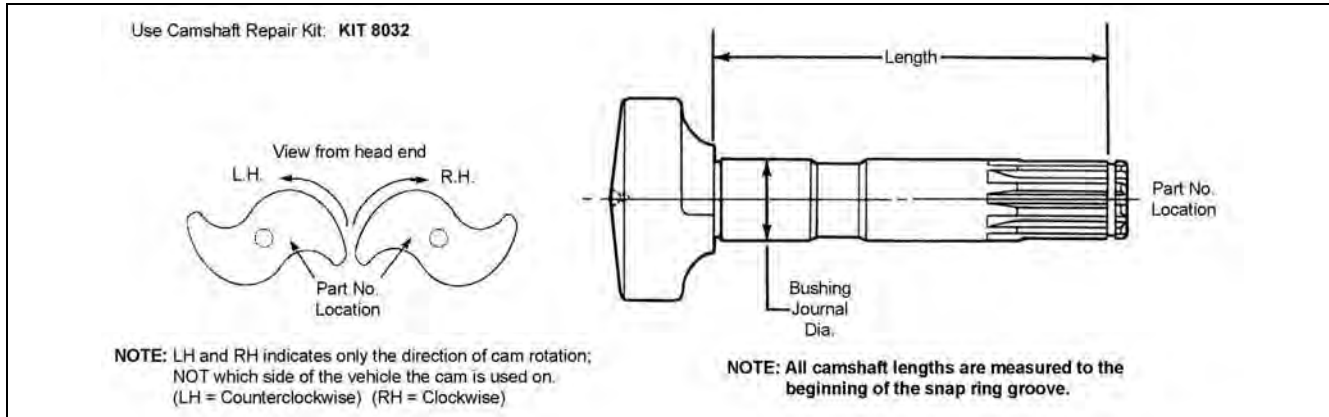


We want the information to be as accurate as possible; we appreciate your help in making it so.

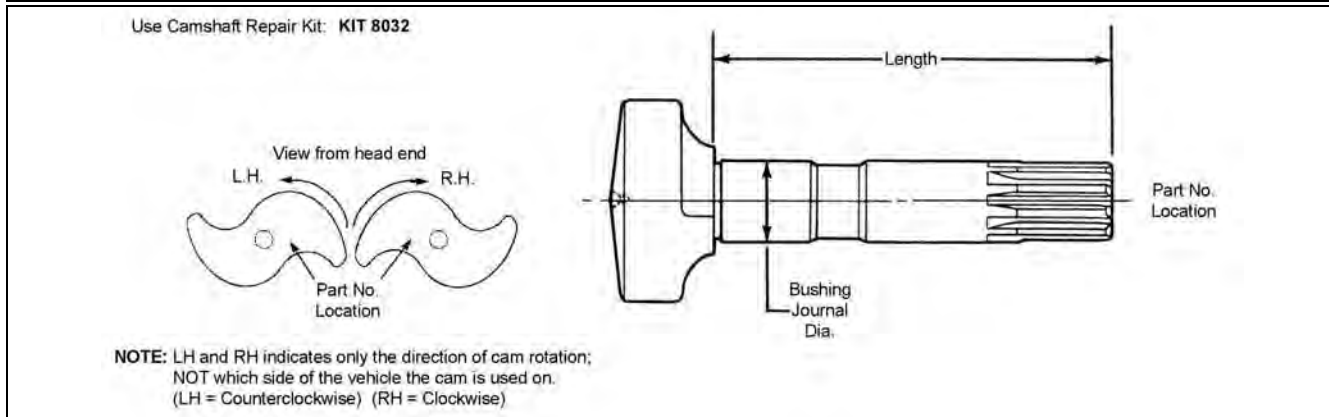
Please e-mail any comments/suggestions/corrections to us at: [catalogfeedback@meritor.com](mailto:catalogfeedback@meritor.com)

or mail to: Meritor  
 attn: Catalog Dept.  
 7975 Dixie Highway  
 Florence, KY 41042

# 1-1/2"-10 SPLINE FOR TRANSIT APPLICATIONS WITH MERITOR BRAKES



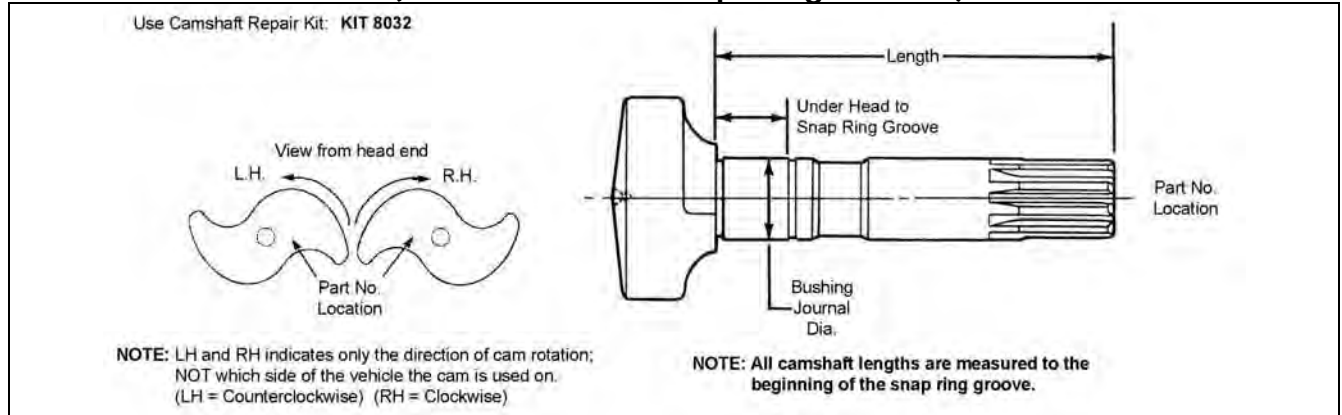
PART NUMBER	HEAD END	EFFECTIVE LENGTH	BUSHING JOURNAL DIA.	APPLICATION INFORMATION
2210-X-5536	LH	7-23/32"	1-1/2"	Chrome plated. 3.88" diameter forged head.
2210-W-5535	RH		1-1/2"	
2210-L-6304	LH	9-5/16"	1-1/2"	3.88" diameter forged head
2210-K-6303	RH		1-1/2"	
2210-P-5164	LH	9-63/64"	1-1/2"	3.75" diameter machined head.
2210-Q-5165	RH		1-1/2"	
2210-H-5754	LH	10-1/32"	1-1/2"	3.88" diameter forged head
2210-G-5753	RH		1-1/2"	
2210-P-8206	LH	10-5/8"	1-1/2"	
2210-N-8204	RH		1-1/2"	
2210-G-6299	LH	15-7/8"	1-1/2"	
2210-F-6298	RH		1-1/2"	
2210-L-6538	LH	18-1/2"	1-1/2"	
2210-K-6537	RH		1-1/2"	



PART NUMBER	HEAD END	EFFECTIVE LENGTH	BUSHING JOURNAL DIA.	APPLICATION INFORMATION
2210-U-4909	LH	5-13/64"	1-1/2"	3.88" diameter forged head
2210-V-4910	RH		1-1/2"	
2210-Q-4905	LH	5-3/8"	1-1/2"	
2210-R-4906	RH		1-1/2"	
2210-A-4915	LH	5-19/32"	1-1/2"	
2210-B-4916	RH		1-1/2"	
2210-S-4907	LH	6-1/4"	1-1/2"	
2210-T-4908	RH		1-1/2"	
2210-A-6813	LH	17"	1-1/2"	
2210-Z-6812	RH		1-1/2"	
2210-Z-8294	LH	17-1/8"	1-1/2"	
2210-Y-8293	RH		1-1/2"	

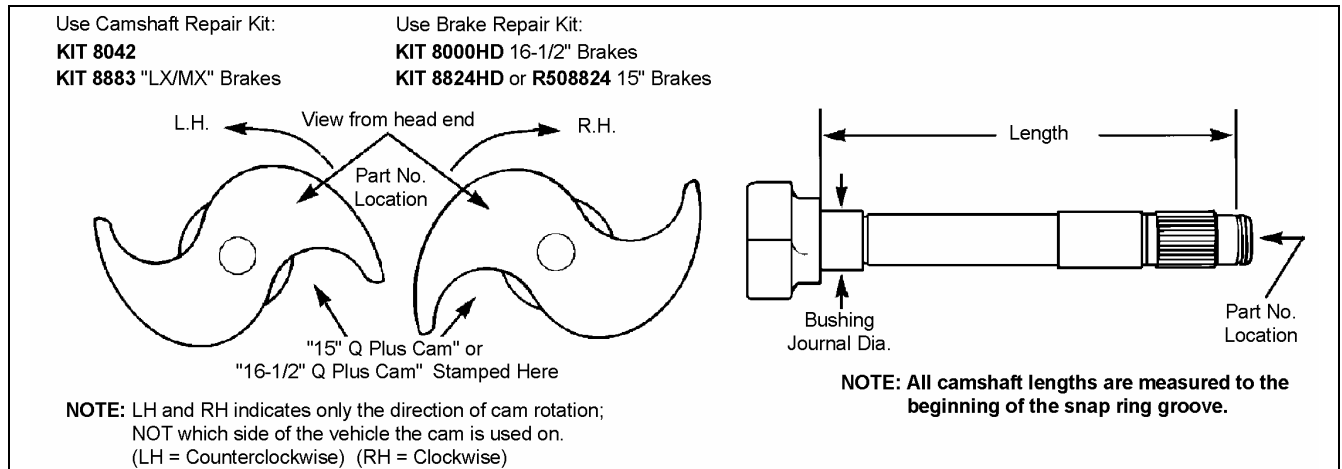
**NOTE:** For slight variations in length, you may be required to use extra spacer washers.  
Q Plus cams can be used to replace the standard Q style cams, however, a Q style cam cannot be used to replace a Q Plus cam.

## 1-1/2"-10 SPLINE FOR TRANSIT APPLICATIONS WITH MERITOR BRAKES (with Head End Snap Ring Groove)



PART NUMBER	HEAD END	EFFECTIVE LENGTH	UNDER HEAD TO SNAP RING GROOVE	BUSHING JOURNAL DIA.	APPLICATION INFORMATION
2210-H-8432	LH	13-39/64"	3-53/64"	1-1/2"	3.88" diameter forged head
2210-G-8431	RH		3-53/64"	1-1/2"	
2210-Y-6005	LH	14-25/32"	3-53/64"	1-1/2"	
2210-Z-6006	RH		3-53/64"	1-1/2"	
2210-A-6007	LH	17-25/32"	3-53/64"	1-1/2"	
2210-B-6008	RH		3-53/64"	1-1/2"	

## 1-1/2"-28 SPLINE WITH MERITOR "Q PLUS" BRAKES



PART NUMBER	HEAD END	EFFECTIVE LENGTH	BUSHING JOURNAL DIA.	APPLICATION INFORMATION
2210-L-7344	LH	6-13/64"	1-1/2"	16-1/2" brakes.
2210-K-7343	RH		1-1/2"	
2210-Q-7375	LH	7-3/32"	1-1/2"	16-1/2" brakes. LX/MX 500 Series
2210-P-7374	RH		1-1/2"	
2210-K-8331	LH	7-31/64"	1-5/8"	16-1/2" brakes.
2210-J-8330	RH		1-5/8"	
2210-L-7396	LH	7-45/64"	1-1/2"	16-1/2" brakes.
2210-K-7395	RH		1-1/2"	
2210-Y-7409	LH	8-3/32"	1-1/2"	16-1/2" brakes.
2210-X-7408	RH		1-1/2"	
2210-C-7413	LH	8-13/64"	1-1/2"	16-1/2" brakes.
2210-B-7412	RH		1-1/2"	
2210-G-7417	LH	8-5/16"	1-1/2"	15" brakes.
2210-F-7416	RH		1-1/2"	
2210-H-7418	LH	8-29/64"	1-1/2"	15" brakes.
2210-J-7420	RH		1-1/2"	

**NOTE:** For slight variations in length, you may be required to use extra spacer washers.  
Q Plus cams can be used to replace the standard Q style cams, however, a Q style cam cannot be used to replace a Q Plus cam.

# 1-1/2"-28 SPLINE WITH MERITOR "Q PLUS" BRAKES

Use Camshaft Repair Kit:

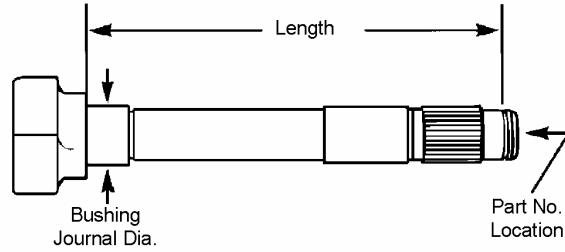
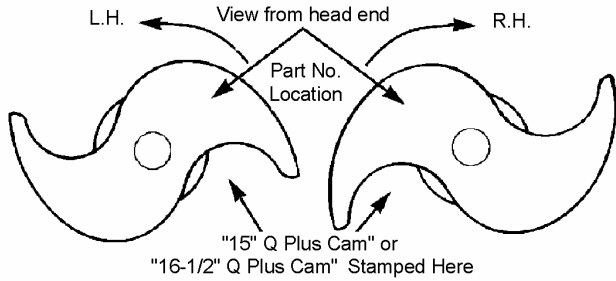
**KIT 8042**

**KIT 8883** "LX/MX" Brakes

Use Brake Repair Kit:

**KIT 8000HD** 16-1/2" Brakes

**KIT 8824HD** or **R508824** 15" Brakes



**NOTE:** LH and RH indicates only the direction of cam rotation;  
NOT which side of the vehicle the cam is used on.  
(LH = Counterclockwise) (RH = Clockwise)

**NOTE:** All camshaft lengths are measured to the beginning of the snap ring groove.

PART NUMBER	HEAD END	EFFECTIVE LENGTH	BUSHING JOURNAL DIA.	APPLICATION INFORMATION
2210-X-8318	LH	8-37/64"	1-5/8"	16-1/2" brakes. LX/MX 500 Series
2210-W-8317	RH		1-5/8"	
2210-Q-7427	LH	8-19/32"	1-1/2"	16-1/2" brakes.
2210-P-7426	RH		1-1/2"	
2210-R-7428	LH	8-45/64"	1-1/2"	15" brakes.
2210-S-7429	RH		1-1/2"	
2210-U-7431	LH		1-1/2"	16-1/2" brakes.
2210-T-7430	RH		1-1/2"	
2210-Q-8181	LH		1-5/8"	15" brakes. LX/MX 500 Series
2210-R-8182	RH		1-5/8"	
2210-G-7443	LH	9-3/32"	1-1/2"	16-1/2" brakes.
2210-F-7442	RH		1-1/2"	
2210-T-8184	LH	9-5/16"	1-5/8"	16-1/2" brakes. LX/MX 500 Series
2210-S-8183	RH		1-5/8"	
2210-M-7449	LH		1-1/2"	15" brakes.
2210-N-7450	RH		1-1/2"	
2210-Q-7453	LH		1-1/2"	16-1/2" brakes.
2210-P-7452	RH		1-1/2"	
2210-R-7454	LH	9-29/64"	1-1/2"	15" brakes.
2210-S-7455	RH		1-1/2"	
2210-U-7457	LH		1-1/2"	16-1/2" brakes.
2210-T-7456	RH		1-1/2"	
2210-Z-8346	LH	9-37/64"	1-5/8"	16-1/2" brakes. LX/MX 500 Series
2210-Y-8345	RH		1-5/8"	
2210-C-7465	LH	9-45/64"	1-1/2"	16-1/2" brakes.
2210-B-7464	RH		1-1/2"	
2210-G-7469	LH	9-13/16"	1-1/2"	
2210-F-7468	RH		1-1/2"	
2210-L-7474	LH	9-61/64"	1-1/2"	
2210-K-7473	RH		1-1/2"	
2210-Q-7479	LH	10-3/32"	1-1/2"	
2210-P-7478	RH		1-1/2"	
2210-W-7485	LH	10-13/64"	1-1/2"	
2210-V-7484	RH		1-1/2"	
2210-E-7493	LH	10-29/64"	1-1/2"	
2210-D-7492	RH		1-1/2"	
2210-H-7496	LH	10-33/64"	1-1/2"	15" brakes.
2210-J-7498	RH		1-1/2"	
2210-X-8370	LH	10-37/64"	1-5/8"	16-1/2" brakes. LX/MX 500 Series
2210-W-8369	RH		1-5/8"	
2210-L-7500	LH	10-19/32"	1-1/2"	16-1/2" brakes.
2210-K-7499	RH		1-1/2"	
2210-N-7502	LH		1-1/2"	16-1/2" brakes. Induction hardened body.
2210-M-7501	RH		1-1/2"	

**NOTE:** For slight variations in length, you may be required to use extra spacer washers.  
Q Plus cams can be used to replace the standard Q style cams, however, a Q style cam cannot be used to replace a Q Plus cam.

# 1-1/2"-28 SPLINE WITH MERITOR "Q PLUS" BRAKES

Use Camshaft Repair Kit:

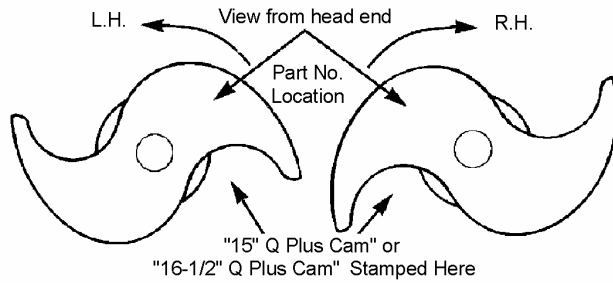
**KIT 8042**

**KIT 8883** "LX/MX" Brakes

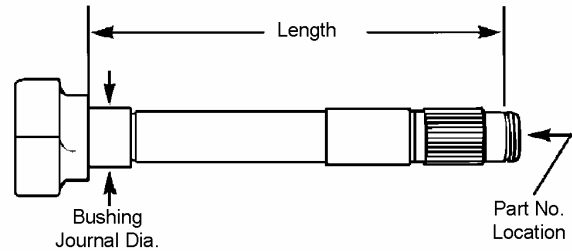
Use Brake Repair Kit:

**KIT 8000HD** 16-1/2" Brakes

**KIT 8824HD** or **R508824** 15" Brakes



**NOTE:** LH and RH indicates only the direction of cam rotation;  
NOT which side of the vehicle the cam is used on.  
(LH = Counterclockwise) (RH = Clockwise)



**NOTE:** All camshaft lengths are measured to the beginning of the snap ring groove.

PART NUMBER	HEAD END	EFFECTIVE LENGTH	BUSHING JOURNAL DIA.	APPLICATION INFORMATION
2210-Q-7843	LH	10-45/64"	1-1/2"	16-1/2" brakes.
2210-P-7842	RH		1-1/2"	
2210-R-8286	LH	10-13/16"	1-5/8"	16-1/2" brakes. LX/MX 500 Series
2210-Q-8285	RH		1-5/8"	
2210-W-7511	LH	10-61/64"	1-1/2"	16-1/2" brakes.
2210-V-7510	RH		1-1/2"	
2210-A-7515	LH	11-13/64"	1-1/2"	16-1/2" brakes. LX/MX 500 Series
2210-Z-7514	RH		1-1/2"	
2210-J-7524	LH	11-3/8"	1-1/2"	15" brakes.
2210-H-7522	RH		1-1/2"	
2210-Z-8216	LH	11-37/64"	1-5/8"	16-1/2" brakes. LX/MX 500 Series
2210-Y-8215	RH		1-5/8"	
2210-P-7530	LH	11-19/32"	1-1/2"	15" brakes.
2210-Q-7531	RH		1-1/2"	
2210-X-8214	LH	11-11/16"	1-5/8"	16-1/2" brakes. LX/MX 500 Series
2210-W-8213	RH		1-5/8"	
2210-T-7534	LH	11-45/64"	1-1/2"	16-1/2" brakes.
2210-U-7535	RH		1-1/2"	
2210-W-7537	LH	11-13/16"	1-1/2"	16-1/2" brakes.
2210-V-7536	RH		1-1/2"	
2210-Y-7539	LH	11-61/64"	1-1/2"	16-1/2" brakes. LX/MX 500 Series
2210-X-7538	RH		1-1/2"	
2210-C-7543	LH	12-13/64"	1-1/2"	16-1/2" brakes.
2210-B-7542	RH		1-1/2"	
2210-V-8316	LH	12-5/16"	1-5/8"	16-1/2" brakes. LX/MX 500 Series
2210-U-8315	RH		1-5/8"	
2210-G-7547	LH	12-11/32"	1-1/2"	16-1/2" brakes.
2210-F-7546	RH		1-1/2"	
2210-L-7552	LH	12-29/64"	1-1/2"	16-1/2" brakes. LX/MX 500 Series
2210-K-7551	RH		1-1/2"	
2210-T-8288	LH	12-13/16"	1-5/8"	16-1/2" brakes.
2210-S-8287	RH		1-5/8"	
2210-U-7561	LH	12-61/64"	1-1/2"	16-1/2" brakes. Induction hardened body.
2210-T-7560	RH		1-1/2"	
2210-Y-7565	LH	12-13/16"	1-1/2"	16-1/2" brakes.
2210-X-7564	RH		1-1/2"	
2210-L-7266	LH	12-29/64"	1-1/2"	16-1/2" brakes.
2210-K-7265	RH		1-1/2"	
2210-C-7569	LH	12-13/16"	1-1/2"	16-1/2" brakes.
2210-B-7568	RH		1-1/2"	
2210-S-7845	LH	12-13/16"	1-1/2"	16-1/2" brakes. Induction hardened body.
2210-R-7844	RH		1-1/2"	
2210-Q-7583	LH	12-61/64"	1-1/2"	16-1/2" brakes.
2210-P-7582	RH		1-1/2"	
2210-U-7587	LH	12-61/64"	1-1/2"	16-1/2" brakes.
2210-T-7586	RH		1-1/2"	

**NOTE:** For slight variations in length, you may be required to use extra spacer washers.

Q Plus cams can be used to replace the standard Q style cams, however, a Q style cam cannot be used to replace a Q Plus cam.

# 1-1/2"-28 SPLINE WITH MERITOR "Q PLUS" BRAKES

Use Camshaft Repair Kit:

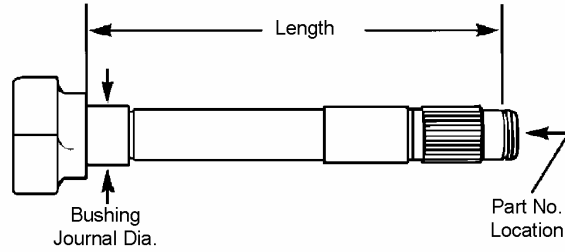
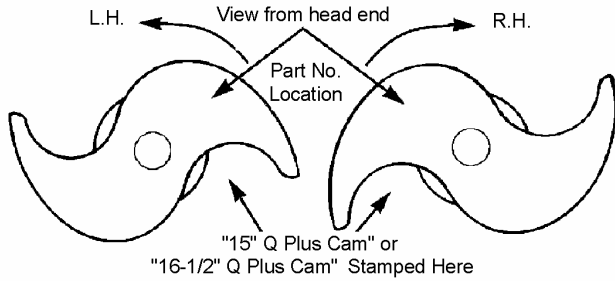
**KIT 8042**

**KIT 8883** "LX/MX" Brakes

Use Brake Repair Kit:

**KIT 8000HD** 16-1/2" Brakes

**KIT 8824HD** or **R508824** 15" Brakes



**NOTE:** LH and RH indicates only the direction of cam rotation;  
NOT which side of the vehicle the cam is used on.  
(LH = Counterclockwise) (RH = Clockwise)

**NOTE:** All camshaft lengths are measured to the beginning of the snap ring groove.

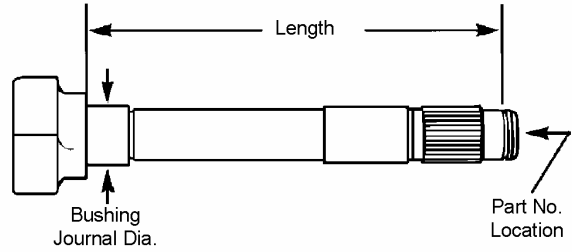
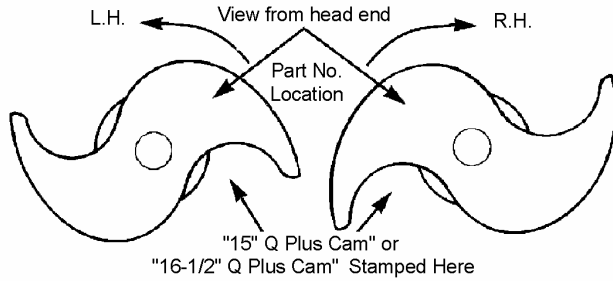
PART NUMBER	HEAD END	EFFECTIVE LENGTH	BUSHING JOURNAL DIA.	APPLICATION INFORMATION
2210-V-8394	LH	12-61/64"	1-5/8"	16-1/2" brakes. LX/MX 500 Series
2210-U-8393	RH		1-5/8"	
2210-Y-7591	LH	13-3/32"	1-1/2"	16-1/2" brakes.
2210-X-7590	RH		1-1/2"	
2210-C-7595	LH	13-13/64"	1-1/2"	
2210-B-7594	RH		1-1/2"	
2210-M-8333	LH		1-5/8"	16-1/2" brakes. LX/MX 500 Series
2210-L-8332	RH		1-5/8"	
2210-Z-7592	LH	13-19/64"	1-1/2"	15" brakes.
2210-A-7593	RH		1-1/2"	
2210-E-7597	LH	13-5/16"	1-1/2"	
2210-D-7596	RH		1-1/2"	
2210-L-7604	LH	13-29/64"	1-1/2"	16-1/2" brakes.
2210-K-7603	RH		1-1/2"	
2210-L-7838	LH		1-1/2"	16-1/2" brakes. Induction hardened body.
2210-K-7837	RH		1-1/2"	
2210-X-8266	LH		1-5/8"	16-1/2" brakes. LX/MX 500 Series
2210-W-8265	RH		1-5/8"	
2210-Q-7609	LH	13-19/32"	1-1/2"	16-1/2" brakes.
2210-P-7608	RH		1-1/2"	
2210-W-7615	LH	13-45/64"	1-1/2"	
2210-V-7614	RH		1-1/2"	
2210-A-7619	LH	13-13/16"	1-1/2"	
2210-Z-7618	RH		1-1/2"	
2210-J-7628	LH	14-3/32"	1-1/2"	
2210-H-7626	RH		1-1/2"	
2210-S-7637	LH	14-5/16"	1-1/2"	
2210-R-7636	RH		1-1/2"	
2210-V-8342	LH	14-37/64"	1-5/8"	16-1/2" brakes. LX/MX 500 Series
2210-U-8341	RH		1-5/8"	
2210-A-7645	LH	14-19/32"	1-1/2"	16-1/2" brakes.
2210-Z-7644	RH		1-1/2"	
2210-E-7649	LH	14-45/64"	1-1/2"	
2210-D-7648	RH		1-1/2"	
2210-J-7654	LH	14-13/16"	1-1/2"	
2210-H-7652	RH		1-1/2"	
2210-Q-7661	LH	14-61/64"	1-1/2"	
2210-P-7660	RH		1-1/2"	
2210-P-8284	LH		1-5/8"	16-1/2" brakes. LX/MX 500 Series
2210-N-8282	RH		1-5/8"	
2210-U-7665	LH	15-3/32"	1-1/2"	16-1/2" brakes.
2210-T-7664	RH		1-1/2"	
2210-W-7667	LH		1-1/2"	16-1/2" brakes. Induction hardened body.
2210-V-7666	RH		1-1/2"	

**NOTE:** For slight variations in length, you may be required to use extra spacer washers.  
Q Plus cams can be used to replace the standard Q style cams, however, a Q style cam cannot be used to replace a Q Plus cam.

# 1-1/2"-28 SPLINE WITH MERITOR "Q PLUS" BRAKES

Use Camshaft Repair Kit:  
**KIT 8042**  
**KIT 8883** "LX/MX" Brakes

Use Brake Repair Kit:  
**KIT 8000HD** 16-1/2" Brakes  
**KIT 8824HD** or **R508824** 15" Brakes



**NOTE: All camshaft lengths are measured to the beginning of the snap ring groove.**

**NOTE:** LH and RH indicates only the direction of cam rotation;  
 NOT which side of the vehicle the cam is used on.  
 (LH = Counterclockwise) (RH = Clockwise)

PART NUMBER	HEAD END	EFFECTIVE LENGTH	BUSHING JOURNAL DIA.	APPLICATION INFORMATION
2210-A-7671	LH	15-13/64"	1-1/2"	16-1/2" brakes.
2210-Z-7670	RH		1-1/2"	
2210-B-8218	LH	15-5/16"	1-5/8"	16-1/2" brakes. LX/MX 500 Series
2210-A-8217	RH		1-5/8"	
2210-E-7675	LH	15-19/32"	1-1/2"	16-1/2" brakes.
2210-D-7674	RH		1-1/2"	
2210-N-7684	LH	15-45/64"	1-1/2"	16-1/2" brakes. LX/MX 500 Series
2210-M-7683	RH		1-1/2"	
2210-S-7689	LH	15-13/16"	1-1/2"	16-1/2" brakes.
2210-R-7688	RH		1-1/2"	
2210-D-8220	LH	16-3/32"	1-5/8"	16-1/2" brakes. LX/MX 500 Series
2210-C-8219	RH		1-5/8"	
2210-M-8177	LH	16-29/64"	1-5/8"	16-1/2" brakes.
2210-L-8176	RH		1-5/8"	
2210-W-7693	LH	16-19/32"	1-1/2"	16-1/2" brakes.
2210-V-7692	RH		1-1/2"	
2210-A-7697	LH	16-13/16"	1-1/2"	16-1/2" brakes.
2210-Z-7696	RH		1-1/2"	
2210-E-7701	LH	16-61/64"	1-1/2"	16-1/2" brakes. LX/MX 500 Series
2210-D-7700	RH		1-1/2"	
2210-S-7715	LH	17-29/64"	1-1/2"	16-1/2" brakes.
2210-R-7714	RH		1-1/2"	
2210-W-7719	LH	17-61/64"	1-1/2"	16-1/2" brakes. LX/MX 500 Series
2210-V-7718	RH		1-1/2"	
2210-E-7727	LH	18-29/64"	1-1/2"	16-1/2" brakes.
2210-D-7726	RH		1-1/2"	
2210-J-7732	LH	18-19/32"	1-1/2"	16-1/2" brakes.
2210-H-7730	RH		1-1/2"	
2210-A-7749	LH	20-61/64"	1-1/2"	16-1/2" brakes. LX/MX 500 Series
2210-Z-7748	RH		1-1/2"	
2210-S-7767	LH	18-19/32"	1-1/2"	16-1/2" brakes.
2210-R-7766	RH		1-1/2"	
2210-J-7784	LH	18-19/32"	1-5/8"	16-1/2" brakes. LX/MX 500 Series
2210-H-7782	RH		1-5/8"	
2210-X-8396	LH	18-19/32"	1-1/2"	16-1/2" brakes.
2210-W-8395	RH		1-1/2"	
2210-N-7788	LH	20-61/64"	1-1/2"	16-1/2" brakes. LX/MX 500 Series
2210-M-7787	RH		1-1/2"	
2210-F-8404	LH	20-61/64"	1-5/8"	16-1/2" brakes. LX/MX 500 Series
2210-E-8403	RH		1-5/8"	

**NOTE:** For slight variations in length, you may be required to use extra spacer washers.  
 Q Plus cams can be used to replace the standard Q style cams, however, a Q style cam cannot be used to replace a Q Plus cam.



# 1-1/2"-28 SPLINE WITH MERITOR "Q PLUS" BRAKES WITH TRACLOK

Use Camshaft Repair Kit: **KIT 8033**      Use Brake Repair Kit: **KIT 8847HDA**

**NOTE:** LH and RH indicates only the direction of cam rotation; NOT which side of the vehicle the cam is used on. (LH = Counterclockwise) (RH = Clockwise)

**NOTE:** All camshaft lengths are measured to the beginning of the snap ring groove.

PART NUMBER	HEAD END	EFFECTIVE LENGTH	BUSHING JOURNAL DIAMETER	APPLICATION INFORMATION
2210-B-8582	LH	8-29/64"	1-1/2"	15" brakes. with TracLok
2210-C-8583	RH		1-1/2"	
2210-M-8489	LH	8-45/64"	1-1/2"	
2210-N-8490	RH		1-1/2"	
2210-E-8351	LH	9-5/16"	1-1/2"	
2210-F-8352	RH		1-1/2"	
2210-G-8353	LH	10-13/64"	1-1/2"	
2210-H-8354	RH		1-1/2"	

# 1-1/4"-10 SPLINE FOR EATON STEERING AXLES WITH 15" SINGLE ANCHOR PIN BRAKES

Use Camshaft Repair Kit: **R615013**  
Use Brake Repair Kit: **R507004**

**NOTE:** LH and RH indicates only the direction of cam rotation; NOT which side of the vehicle the cam is used on. (LH = Counterclockwise) (RH = Clockwise)

**NOTE:** All camshaft lengths are measured to the beginning of the snap ring groove.

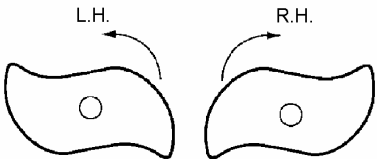
PART NUMBER	HEAD END	EFFECTIVE LENGTH	BUSHING JOURNAL LENGTH	BUSHING JOURNAL DIAMETER
R607127	LH	7-21/32"	1-7/8"	1-1/4"
R607128	RH		1-7/8"	1-1/4"
R607129	LH	7-15/16"	1-7/8"	1-1/4"
R607130	RH		1-7/8"	1-1/4"
R607141	LH	8-3/16"	1-7/8"	1-1/4"
R607142	RH		1-7/8"	1-1/4"
R607133	LH	8-9/16"	1-7/8"	1-1/4"
R607134	RH		1-7/8"	1-1/4"
R607143	LH	8-15/16"	1-7/8"	1-1/4"
R607144	RH		1-7/8"	1-1/4"
R607137	LH	9-3/16"	1-7/8"	1-1/4"
R607138	RH		1-7/8"	1-1/4"

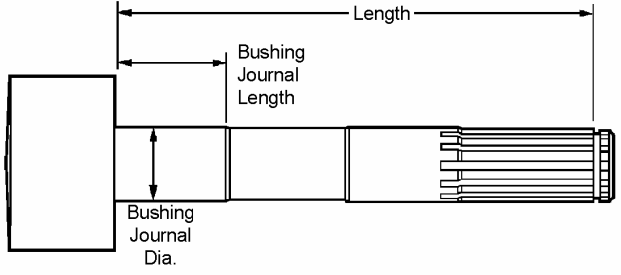
**NOTE:** For slight variations in length, you may be required to use extra spacer washers. Q Plus cams can be used to replace the standard Q style cams, however, a Q style cam cannot be used to replace a Q Plus cam.

## 1-1/4"-10 SPLINE FOR EATON STEERING AXLES WITH 15" SINGLE ANCHOR PIN BRAKES

Use Camshaft Repair Kit: **R615013**  
Use Brake Repair Kit: **R507004**

View from head end





**NOTE:** LH and RH indicates only the direction of cam rotation;  
NOT which side of the vehicle the cam is used on.  
(LH = Counterclockwise) (RH = Clockwise)

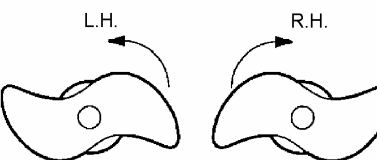
**NOTE:** All camshaft lengths are measured to the beginning of the snap ring groove.

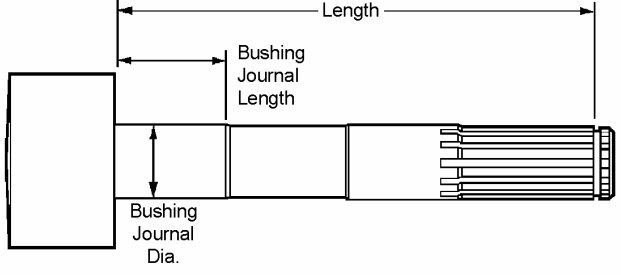
PART NUMBER	HEAD END	EFFECTIVE LENGTH	BUSHING JOURNAL LENGTH	BUSHING JOURNAL DIAMETER
R607131	LH	9-9/16"	1-7/8"	1-1/4"
R607132	RH		1-7/8"	1-1/4"
R607139	LH	9-25/32"	1-7/8"	1-1/4"
R607140	RH		1-7/8"	1-1/4"
R607135	LH	10-29/32"	1-7/8"	1-1/4"
R607136	RH		1-7/8"	1-1/4"

## 1-1/4"-10 SPLINE FOR EATON STEERING AXLES WITH 15" "ES" "EXTENDED SERVICE" BRAKES

Use Camshaft Repair Kit: **R615013**  
Use Brake Repair Kit: **R507004**

View from head end





**NOTE:** LH and RH indicates only the direction of cam rotation;  
NOT which side of the vehicle the cam is used on.  
(LH = Counterclockwise) (RH = Clockwise)

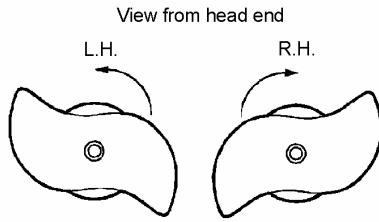
**NOTE:** All camshaft lengths are measured to the beginning of the snap ring groove.

PART NUMBER	HEAD END	EFFECTIVE LENGTH	BUSHING JOURNAL LENGTH	BUSHING JOURNAL DIAMETER
R607121	LH	7-15/16"	1-7/8"	1-1/4"
R607122	RH		1-7/8"	1-1/4"
R607117	LH	9-3/16"	1-7/8"	1-1/4"
R607118	RH		1-7/8"	1-1/4"
R607119	LH	9-9/16"	1-7/8"	1-1/4"
R607120	RH		1-7/8"	1-1/4"
R607123	LH	9-25/32"	1-7/8"	1-1/4"
R607124	RH		1-7/8"	1-1/4"

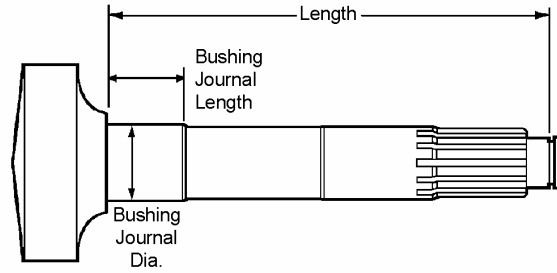
# 1-1/2"-10 SPLINE FOR EATON DRIVE AXLES WITH 16-1/2" AND 18" BRAKES

Use Camshaft Repair Kit: **R615002**

Use Brake Repair Kit: **R507002**



**NOTE:** LH and RH indicates only the direction of cam rotation;  
NOT which side of the vehicle the cam is used on.  
(LH = Counterclockwise) (RH = Clockwise)



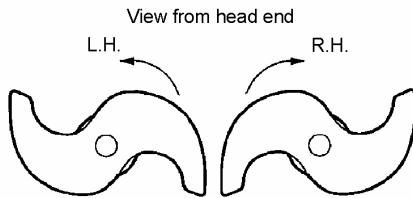
**NOTE:** All camshaft lengths are measured to the beginning of the snap ring groove.

PART NUMBER	HEAD END	EFFECTIVE LENGTH	BUSHING JOURNAL LENGTH	BUSHING JOURNAL DIAMETER
R607036	LH	8-19/32"	1-21/32"	1-1/2"
R607035	RH		1-21/32"	1-1/2"
R607147	LH	10-13/64"	1-21/32"	1-1/2"
R607148	RH		1-21/32"	1-1/2"
R607018	LH	10-9/32"	1-27/32"	1-1/2"
R607017	RH		1-27/32"	1-1/2"
R607261	LH	10-1/2"		1-1/2"
R607262	RH			1-1/2"
R607149	LH	11-5/32"	1-21/32"	1-1/2"
R607150	RH		1-21/32"	1-1/2"
R607016	LH	11-33/64"	1-21/32"	1-1/2"
R607015	RH		1-21/32"	1-1/2"
R607030	LH	12-29/64"	1-21/32"	1-1/2"
R607029	RH		1-21/32"	1-1/2"
R607125	LH	12-61/64"	1-21/32"	1-1/2"
R607126	RH		1-21/32"	1-1/2"

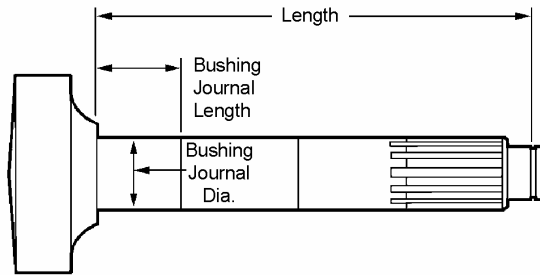
# 1-1/2"-10 EATON DRIVE AXLES WITH 16-1/2" "ES" EXTENDED SERVICE AND 15" "REDUCED ENVELOPE" BRAKES

Use Camshaft Repair Kit: **R615021**

Use Brake Repair Kit: **R507057** "ES-I"  
**R507064** "ES-II" Drive Axle  
**R507094** "ES-II" Steer Axle



**NOTE:** LH and RH indicates only the direction of cam rotation;  
NOT which side of the vehicle the cam is used on.  
(LH = Counterclockwise) (RH = Clockwise)



**NOTE:** All camshaft lengths are measured to the beginning of the snap ring groove.

PART NUMBER	HEAD END	EFFECTIVE LENGTH	BUSHING JOURNAL LENGTH	BUSHING JOURNAL DIAMETER
R607111	LH	8-21/32"	1-23/32"	1-1/2"
R607112	RH		1-23/32"	1-1/2"
R607151	LH	10-9/16"	1-23/32"	1-1/2"
R607152	RH		1-23/32"	1-1/2"
R607105	LH	11-9/16"	1-23/32"	1-1/2"
R607106	RH		1-23/32"	1-1/2"

# 1-1/2"-10 EATON DRIVE AXLES WITH 16-1/2" "ES" EXTENDED SERVICE AND 15" "REDUCED ENVELOPE" BRAKES

Use Camshaft Repair Kit: **R615021**

Use Brake Repair Kit: **R507057** "ES-I"  
**R507064** "ES-II" Drive Axle  
**R507094** "ES-II" Steer Axle

View from head end  
L.H. R.H.

NOTE: LH and RH indicates only the direction of cam rotation; NOT which side of the vehicle the cam is used on. (LH = Counterclockwise) (RH = Clockwise)

NOTE: All camshaft lengths are measured to the beginning of the snap ring groove.

PART NUMBER	HEAD END	EFFECTIVE LENGTH	BUSHING JOURNAL LENGTH	BUSHING JOURNAL DIAMETER
R607153	LH	12-17/32"	1-23/32"	1-1/2"
R607154	RH		1-23/32"	1-1/2"
R607279	LH	13-15/32"		1-1/2"
R607280	RH			1-1/2"
R607155	LH	14-11/32"	1-23/32"	1-1/2"
R607156	RH		1-23/32"	1-1/2"
R607281	LH	15-1/16"		1-1/2"
R607282	RH			1-1/2"
R607283	LH	15-1/4"		1-1/2"
R607284	RH			1-1/2"


## CAMSHAFT REPAIR KITS

KIT 8042 Meritor 15" and 16-1/2" Q and QPlus


ITEM	QTY	PART NUMBER	DESCRIPTION	APPLICATION INFORMATION
1	4	1229-G-2971	Washer	Drive axle with 1-1/2" x 28" spline camshaft. Services 2 brakes.
2	2	1229-X-1116	Snap Ring	
3	2	1229-D-2942	Snap Ring	
4	4	1225-L-1208	Nylon Bushing	
5	4	A-1205-V-1556	Seal	
6	2	1205-G-761	O-Ring	
7	4	1229-S-2697	Washer	
8	2	1229-E-4685	Washer	

# CAMSHAFT REPAIR KITS


## R615002 Eaton 15" and 16-1/2" and 18"

ITEM	QTY	PART NUMBER	DESCRIPTION		APPLICATION INFORMATION
1	4	1225-L-1208	Nylon Bushing		
2	2	R627005	Washer		
3	4	R627006	Washer		
4	2	R627012	Cam Lock Ring		
5	4	R627008	Camshaft Seal		
					Drive axle. New style fabricated cam brackets. Services 2 brakes.


## R615013 Eaton 15"

ITEM	QTY	PART NUMBER	DESCRIPTION		APPLICATION INFORMATION
1	4	R627029	Camshaft Bushing		
2	4	R627030	Camshaft Seal		
3	2	R627031	Washer		
4	2	R627032	Washer		
5	2	R627012	Cam Lock Ring		
					Front steering axle. For Eaton single anchor pin style. Services 2 brakes.

## R615015 Eaton 15" and 16-1/2"


ITEM	QTY	PART NUMBER	DESCRIPTION		APPLICATION INFORMATION
1	4	1225-L-1208	Nylon Bushing		
2	4	R627018	Camshaft Seal		
3	2	R627006	Washer		
4	2	R627005	Washer		
5	2	R627012	Cam Lock Ring		
6	2	R627033	Washer		
7	2	1229-R-122	Spacer Washer		
					For Eaton 15" "Reduced Envelope" brakes and drive axles with 16-1/2" "ES" "Extended Service" brakes. Services 2 brakes.

## R615021 Eaton 15" and 16-1/2"


ITEM	QTY	PART NUMBER	DESCRIPTION		APPLICATION INFORMATION
1	2	1225-L-1208	Nylon Bushing		
2	4	R627018	Camshaft Seal		
3	4	R627006	Washer		
4	4	R627005	Washer		
5	2	R657005	Cam Bushing		
6	2	R627012	Cam Lock Ring		
7	2	R627033	Washer		
8	2	1229-R-122	Spacer Washer		
					For Eaton 15" "Reduced Envelope" brakes and drive axles with "ES" "Extended Service" brakes. Services 2 brakes.

## CAMSHAFT REPAIR KITS

KIT 8022                      Meritor 15" Q

ITEM	QTY	PART NUMBER	DESCRIPTION		APPLICATION INFORMATION
1	2	1225-R-1136	Bushing		Bushing and seal kit for Meritor front Q brake 1-1/4" camshaft. Services 1 brake.
2	2	A-1205-D-2110	Seal		

KIT 8033                      Meritor 16-1/2" P and Q and Q Plus

ITEM	QTY	PART NUMBER	DESCRIPTION		APPLICATION INFORMATION
1	2	1225-L-1208	Nylon Bushing		Nylon bushing and seal kit for all 16-1/2" P and Q brakes. Services 1 brake.
2	2	A-1205-V-1556	Seal		



# MERITOR.

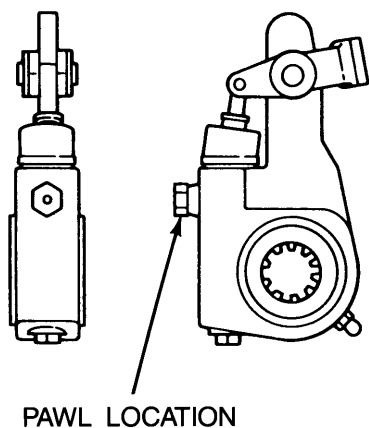
# CHOOSING THE CORRECT MERITOR AUTOMATIC SLACK ADJUSTER

**FIRST:** Make sure there is room for the ASA to operate!

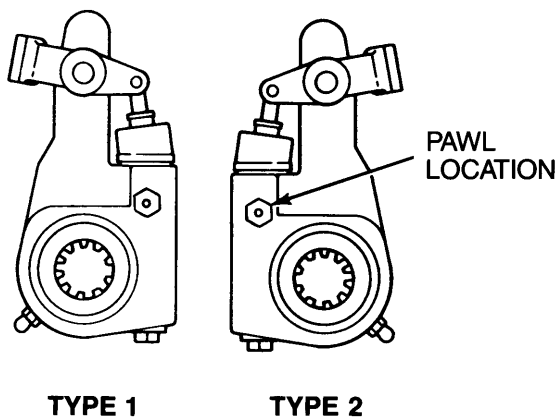
The **Unhanded** design slack is simply one in which the pawl assembly has been moved to the "edge" of the slack. The **Unhanded** design purpose is to eliminate having to stock pairs of slacks. In some cases, this pawl location won't be the best choice for clearance with other components in the axle area or for service accessibility to the ASA. When this occurs, use a **Handed** design.

The **Handed** design locates the pawl on the main body of the ASA. These ASA's are available as Type One and Type Two pawl mountings to fit each side of the axle and aid in accessibility in service and clearance with other axle components.

**UNHANDED ASA**

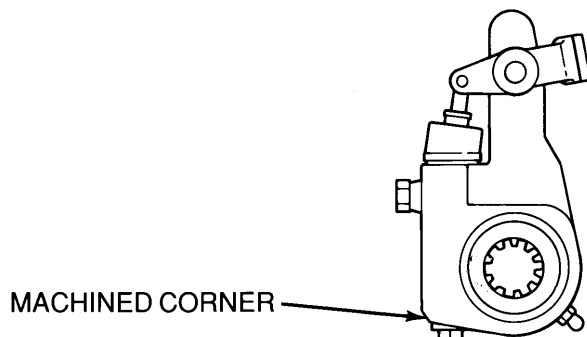


**HANDED ASA**

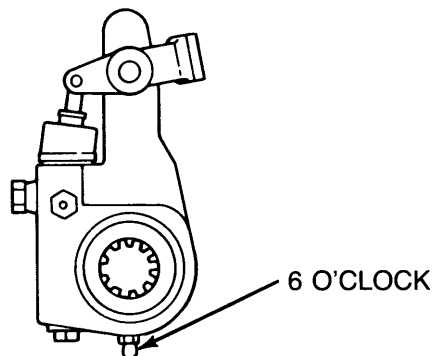
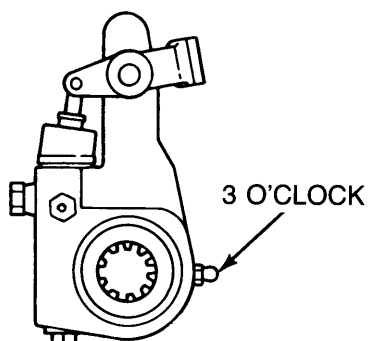


## SPECIAL ASA DESIGNS FOR CLEARANCE CIRCUMSTANCES:

**Machined corner** ASAs have just that, a slightly machined off corner. This was done on certain applications where additional clearance was necessary. These machined corner numbers may substitute another slack of the same attributes without a machined corner.



**Relocated grease fittings** are another attribute for some slack applications. This relocated grease fitting came about when the OEM application required the zerk to be at a different location other than the normal "4:30 position". 3 O'clock and 6 O'clock are the two other options available for some applications.

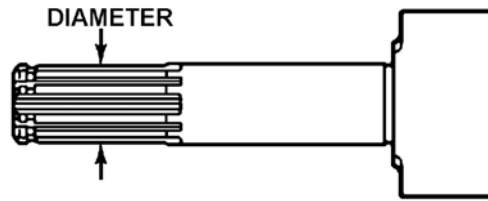




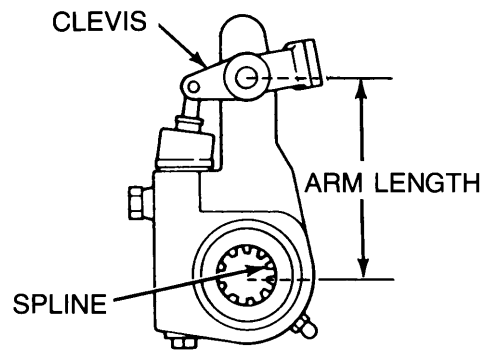
# INFORMATION NEEDED TO SELECT THE RIGHT ASA

ONCE THE CLEARANCE AND HANDED ISSUES ARE DETERMINED, ASA SELECTION IS EASY! YOU JUST NEED THE FOLLOWING INFORMATION ABOUT THE VEHICLE APPLICATION:

1. SPLINE DIAMETER AND SPLINE COUNT OF THE CAMSHAFT

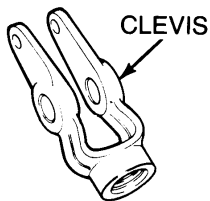


2. ARM LENGTH: Distance from center of cam to the main clevis center hole.

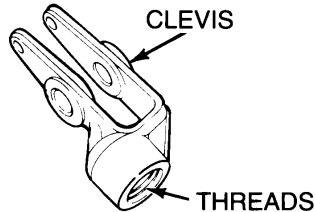


3. CLEVIS CONFIGURATION: Clevises are either straight or offset. In some cases a helper spring will be needed for use with the clevis. This will occur with the smaller chamber types 9 and 12.

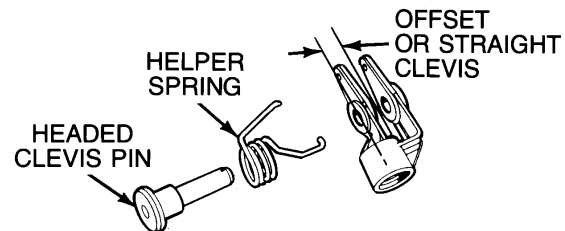
**STRAIGHT CLEVIS**



**OFFSET CLEVIS**



**CLEVIS WITH HELPER SPRING**



4. CLEVIS THREAD SIZE: This will correspond to the air chamber push rod. Generally, chamber sizes 9, 12 and 16 will use a 1/2"-20 thread clevis, and chamber sizes 20, 24, 30 and 36 will take a 5/8"18 thread clevis. All aftermarket clevises are threaded. The "quick connect" clevis is for OEM production assembly use only.

5. THE AIR CHAMBER SIZE AND TYPE OF BRAKE: The Meritor ASA adjustment is precision tuned by the piston in the actuator adjusting sleeve. There are two pistons of differing lengths depending upon the chamber application and will impact two things:

- A) When the actual brake lining **adjustment** is necessary
- B) **Adjusted Chamber Stroke** length visible to the operator

## SELECTION TIPS

For **drum brakes**, the most common drive axle chamber size is a type 30. Heavy application will use type 36. Front axle will typically use types 9 through 20.

For **Meritor air disc brakes**, a 5-1/2" arm length, 1-1/2"-28 spline is standard. The air chambers will vary from type 20 to type 30. Type 24 and 30 are typical chamber sizes for rear air disc brakes.

**Please Note:** Both wheelends for each axle should have compatible ASA part numbers! **DO NOT** mix different Meritor part numbers on an axle because they may have different pistons and therefore different adjusted lining clearances.

### CHAMBER SIZE AND PISTON LENGTH CAN SUBSTANTIALLY IMPACT STROKE LENGTH

All brakes have normal deflection, lining running clearance, and thermal expansion variances.

Below is an example of a "typical" drum brake setup running at 600 degrees braking temperature and the corresponding maximum stroke increments for each activity taking place in the brake:

.80" stroke = Drum thermal expansion  
 .72" stroke = Normal lining running clearance  
 .27" stroke = Deflection of brake and drum

---

**1.79" stroke = Measurable to inspectors**

(If 2.0" is the established acceptable stroke, the vehicle is within the legal limits.)

If the proper ASA part number with the corresponding piston length for that chamber application is NOT used, the chamber push rod stroke and therefore the adjustment interval will be affected. To what degree depends upon the length variance between the correct piston for that chamber application and the wrong one.

Each change in length can represent up to a .10 inch difference in push rod stroke. The .10 difference, **in addition** to the above normal effects on stroke, could put the vehicle out of service for an inspection violation.

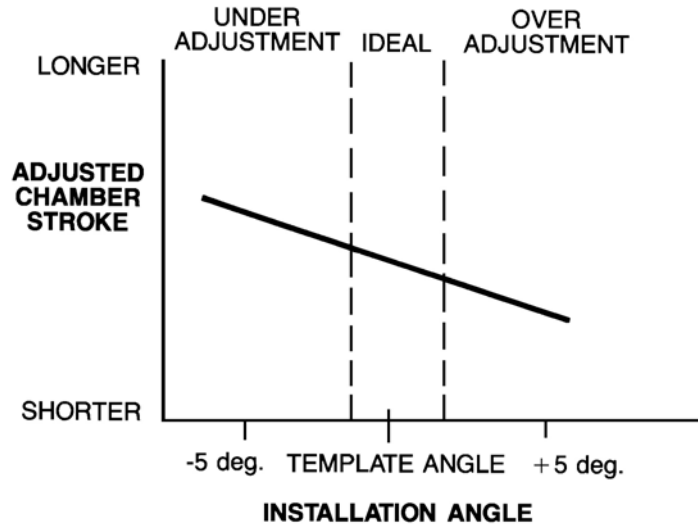
**When you are selecting an ASA, make sure that the chamber size corresponds to the ASA part number. Note: ASA selection for air disc brakes is slightly different than for drum brakes. Please pay attention to the ADB notations in the parts catalogs and wall charts.**

# INSTALLATION TIPS

Once you've selected the right ASA type and part number, it is important to instruct the customer on installation of the ASA. There are installation templates in the box with the slack adjuster. Each installation template is designed to line up the clevis, push rod, and arm at a particular angle so that the most efficient adjustment of the brakes is obtained. Should the installation angle be off from the required template angle for that application, overadjustment or underadjustment will result - and therefore push rod lengths may be off from the acceptable lengths!

## USE OF THE TEMPLATE WILL GIVE YOU THE IDEAL ADJUSTMENT

An example of the relationship is as follows:



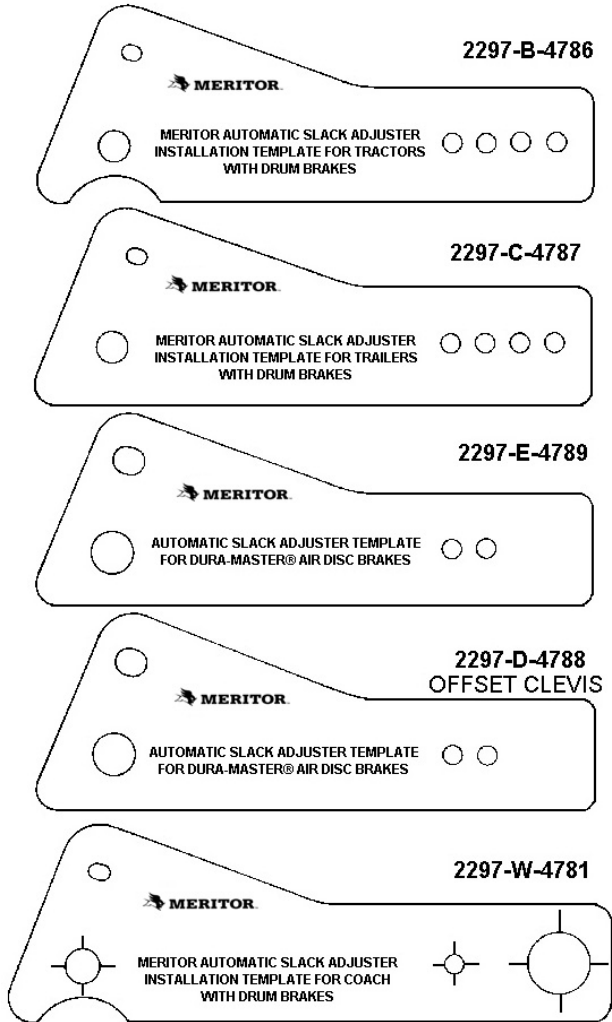
This is why the installation templates should be used and the correct part number/piston/ chamber relationship needs to be maintained.

The templates are packaged with the ASA and are listed below with their corresponding applications:

<u>TEMPLATE COLOR</u>	<u>NUMBER</u>	<u>APPLICATION</u>
BROWN	2297-B-4786	TRACTORS WITH DRUM BRAKES
TAN/LIGHT BROWN	2297-C-4787	TRAILERS WITH DRUM BRAKES
GREEN	2297-D-4788	AIR DISC BRAKES WITH OFFSET CLEVIS
YELLOW	2297-E-4789	AIR DISC BRAKES WITH STRAIGHT CLEVIS
WHITE	2297-W-4781	COACH APPLICATIONS WITH DRUM BRAKES

The Meritor ASA field maintenance manual #MM04 is available for specific installation information.

# INSTALLATION TEMPLATES




## FEDERAL ADJUSTED BRAKE CHAMBER STROKE LIMITS

CHAMBER TYPE (SIZE)	MAXIMUM STROKE AT WHICH BRAKE MUST BE ADJUSTED.* 80-90 PSI (550-620 kPa) AIR PRESSURE IN THE AIR CHAMBER, (CLAMP TYPE AIR CHAMBERS)	
	CAM BRAKES	DISC BRAKES*
9	1-3/8 inches (35mm)	not used
12	1-3/8 inches (35mm)	not used
16	1-3/4 inches (44mm)	2 inches (51mm)
20	1-3/4 inches (44mm)	2 inches (51mm)
24	1-3/4 inches (44mm)	2 inches (51mm)
24 long stroke	2 inches (51mm)	2-1/4 inches (57mm)
30	2 inches (51mm)	2-1/4 inches (57mm)
36	2-1/4 inches (57mm)	not used

\* The U.S. Department of Transportation, Federal Highway Administration has issued the above specifications for cam-type brakes. Meritor has petitioned the DOT to consider the disc brake recommended strokes. No ruling has yet been issued on the Meritor petition. Currently the DOT recommends the same strokes as cam brakes.


# MERITOR AUTOMATIC SLACK ADJUSTERS (STROKE SENSING)



**Note:** Type 1, Type 2 and Type 3 indicate the location of the pawl assembly on the slack adjuster. The slack adjuster must be installed so the pawl can be removed during maintenance.

CLEVIS PART NUMBER	UNCLEVIS PART NUMBER	CLEVIS KIT	TYPE	SPLINE DIA./NO. TEETH	LEVER LENGTH	CLEVIS TYPE	CLEVIS THREAD	USE WITH CHAMBER SIZE	REPLACES	COMMENTS
R802002	R803000	R810015LW	1	1-1/4"-10	5"	Offset	1/2"-20	12, 9	A25-3275-X-1142	Black piston. Drum brake.
R802003	R803001	R810016LW	2						A25-3275-Y-1143	
R802000	R803000	R810013LW	1			Straight		A25-3275-X-1142		
R802001	R803001	R810014LW	2						A25-3275-Y-1143	
R802032	R803004	R810024	1		5-1/2"	Offset	16	A6-3275-Z-1144	Red piston. Drum brake.	
R802033	R803005	R810024	2							Straight
R802030	R803004	R810018	1			A6-3275-Z-1144				
R802031	R803005	R810018	2					A6-3275-A-1145		
R801001	R803101	R810018	3			A6-3275-H-1152				
R802022	R803002	R810015LW	1					Offset	12, 9	A3-3275-Z-1144
R802023	R803003	R810016LW	2		Straight	A3-3275-A-1145				
R802020	R803002	R810013LW	1			A3-3275-Z-1144				
R802021	R803003	R810014LW	2		A3-3275-A-1145					
R802042	R803004	R810025	1		5/8"-18	Offset	20	A6-3275-Z-1144	Red piston. Drum brake.	
R802048		R810025	1							Straight
R802043	R803005	R810025	2			A6-3275-Z-1144				
R802049		R810025	2					A6-3275-A-1145		
R802040	R803004	R810019	1			A6-3275-Z-1144				
R802041	R803005	R810019	2					A6-3275-A-1145		
R801004	R803101	R810019	3			A6-3275-H-1152				
R802062	R803010	R810024	1	1-1/4"-24		Offset		1/2"-20	16	A14-3275-Z-1144
R802063	R803011	R810024	2		Straight		A14-3275-A-1145			
R802060	R803010	R810018	1			A14-3275-Z-1144				
R802061	R803011	R810018	2				A14-3275-A-1145			
R801002	R803102	R810018	3			A11-3275-H-1152				
R802052	R803008	R810015LW	1		Offset	12, 9	A11-3275-Z-1144		Black piston. Drum brake.	
R802053	R803009	R810016LW	2							Straight
R802050	R803008	R810013LW	1		A11-3275-Z-1144					
R802051	R803009	R810014LW	2			A11-3275-A-1145				
R801003	R803102	R810019	3		5/8"-18	16, 20	A11-3275-H-1152		Red piston. Drum brake.	
R802072	R803010	R810025	1	Offset			20	A14-3275-Z-1144		
R802073	R803011	R810025	2		A14-3275-A-1145					
R802656	R803070	R810025	1	A4-3275-E-1201						
R802657	R803071	R810025	2		A4-3275-F-1202	Red piston. Drum brake. Special grease fitting location.				
R802070	R803010	R810019	1	Straight		A14-3275-Z-1144	Red piston. Drum brake.			
R802071	R803011	R810019	2					A14-3275-A-1145		


## MERITOR AUTOMATIC SLACK ADJUSTERS (STROKE SENSING)



Note: Type 1, Type 2 and Type 3 indicate the location of the pawl assembly on the slack adjuster. The slack adjuster must be installed so the pawl can be removed during maintenance.

CLEVIS PART NUMBER	UNCLEVIS PART NUMBER	CLEVIS KIT	TYPE	SPLINE DIA./NO. TEETH	LEVER LENGTH	CLEVIS TYPE	CLEVIS THREAD	USE WITH CHAMBER SIZE	REPLACES	COMMENTS
R802074	R803014	R810019	1	1-1/4"-24	5-1/2"	Straight	5/8"-18	24	A75-3275-Z-1144	Yellow piston.
R802075	R803015	R810019	2						A75-3275-A-1145	Drum brake.
R802262	R803016	R810015LW	1	1-1/2"-10	5"	Offset	1/2"-20	12, 9	A26-3275-X-1142	Black piston.
R802263	R803017	R810016LW	2						A26-3275-Y-1143	Drum brake.
R802260	R803016	R810013LW	1			Straight			A26-3275-X-1142	
R802261	R803017	R810014LW	2						A26-3275-Y-1143	
R802280	R803018	R810019	1				5/8"-18	36	A27-3275-X-1142	Green piston.
R802281	R803019	R810019	2						A27-3275-Y-1143	Drum brake.
R802300	R803022	R810018	1		5-1/2"		1/2"-20	16	A77-3275-Z-1144	Red piston.
R802301	R803023	R810018	2						A77-3275-A-1145	Drum brake.
R802292	R803020	R810015LW	1			Offset		12, 9	A76-3275-Z-1144	Black piston.
R802293	R803021	R810016LW	2						A76-3275-A-1145	Drum brake.
R802290	R803020	R810013LW	1			Straight			A76-3275-Z-1144	
R802291	R803021	R810014LW	2						A76-3275-A-1145	
R802310	R803022	R810019	1				5/8"-18	20	A77-3275-Z-1144	Red piston.
R802311	R803023	R810019	2						A77-3275-A-1145	Drum brake.
R802320	R803024	R810025	1			Offset		24, 30	A27-3275-Z-1144	Yellow piston.
R802321	R803025	R810025	2						A27-3275-A-1145	Drum brake.
R802316	R803024	R810019	1			Straight			A27-3275-Z-1144	
R802317	R803025	R810019	2						A27-3275-A-1145	
R801041	R803195	R810019	3						A17-3275-H-1152	
R802644	R803026	R810019	1						A18-3275-W-1193	Yellow piston.
R802645	R803027	R810019	2						A18-3275-X-1194	Drum brake. Special grease fitting location.
R802332	R803028	R810019	1					36	A78-3275-Z-1144	Green piston.
R802333	R803029	R810019	2						A78-3275-A-1145	Drum brake.
R801043	R803104	R810019	3						A62-3275-H-1152	
R802666	R803032	R810019	1						A19-3275-W-1193	Green piston.
R802667	R803033	R810019	2						A19-3275-X-1194	Drum brake. Special grease fitting location.
R801040	R803105	R810019	3		6"			20, 24	A26-3275-J-1154	Red piston. Drum brake.


# MERITOR AUTOMATIC SLACK ADJUSTERS (STROKE SENSING)



**Note:** Type 1, Type 2 and Type 3 indicate the location of the pawl assembly on the slack adjuster. The slack adjuster must be installed so the pawl can be removed during maintenance.

CLEVIS PART NUMBER	UNCLEVIS PART NUMBER	CLEVIS KIT	TYPE	SPLINE DIA./NO. TEETH	LEVER LENGTH	CLEVIS TYPE	CLEVIS THREAD	USE WITH CHAMBER SIZE	REPLACES	COMMENTS
R802354	R803030	R810019	1	1-1/2"-10	6"	Straight	5/8"-18	30	A4-3275-B-1146	Yellow piston.
R802355	R803031	R810019	2						A4-3275-C-1147	Drum brake.
R801042	R803106	R810019	3					A5-3275-J-1154	Yellow piston.	
R802356	R803068	R810019	1					36	A7-3275-B-1146	Green piston.
R802357	R803069	R810019	2						A7-3275-C-1147	Drum brake.
R801044	R803107	R810019	3					30	A8-3275-J-1154	Yellow piston.
R801048		R810019	1							Drum brake.
R802361		R810019	2		36			A12-3275-D-1148	Green piston.	
R801045	R803034	R810019	1					A12-3275-E-1149	Drum brake.	
R802371	R803035	R810019	2		7"			A3-3275-Z-702S	Red piston.	
R802383		R810019	2					A3-3275-Y-701S	Drum brake.	
R802382		R810019	1		30			A4-3275-N-1158	Red piston.	
R802380	R803036	R810012	1					A4-3275-P-1160	Drum brake.	
R802381	R803037	R810012	2					Coach brake.		
R802402	R803038	R810015LW	1	1-1/2"-28	5"	Offset	1/2"-20	12, 9	A22-3275-X-1142	Black piston.
R802403	R803039	R810016LW	2						A22-3275-Y-1143	Drum brake.
R802400	R803038	R810013LW	1			Straight	5/8"-18	20, 24, 30	A22-3275-X-1142	
R802401	R803039	R810014LW	2						A22-3275-Y-1143	
R802412	R803040	R810019	1			A14-3275-X-1142	Yellow piston.			
R802414	R803040	R810019	1					A14-3275-Y-1143	Drum brake.	
R802413	R803041	R810019	2							
R802415	R803041	R810019	2							
R801077		R810019	3							
R802416	R803042	R810019	1		36	A19-3275-X-1142	Green piston.			
R802417	R803043	R810019	2			A19-3275-Y-1143	Drum brake.			
R802430	R803046	R810018	1		5-1/2"	1/2"-20	16	A35-3275-Z-1144	Red piston.	
R802431	R803047	R810018	2					A35-3275-A-1145	Drum and disc	
R801070	R803108	R810018	3			A24-3275-H-1152	brakes.			
R802422	R803044	R810015LW	1	Offset	12, 9	A57-3275-Z-1144	Black piston.			
R802423	R803045	R810016LW	2			A57-3275-A-1145	Drum and disc			
R802420	R803044	R810013LW	1	Straight	A57-3275-Z-1144	brakes.				
R802421	R803045	R810014LW	2		A57-3275-A-1145					

## MERITOR AUTOMATIC SLACK ADJUSTERS (STROKE SENSING)

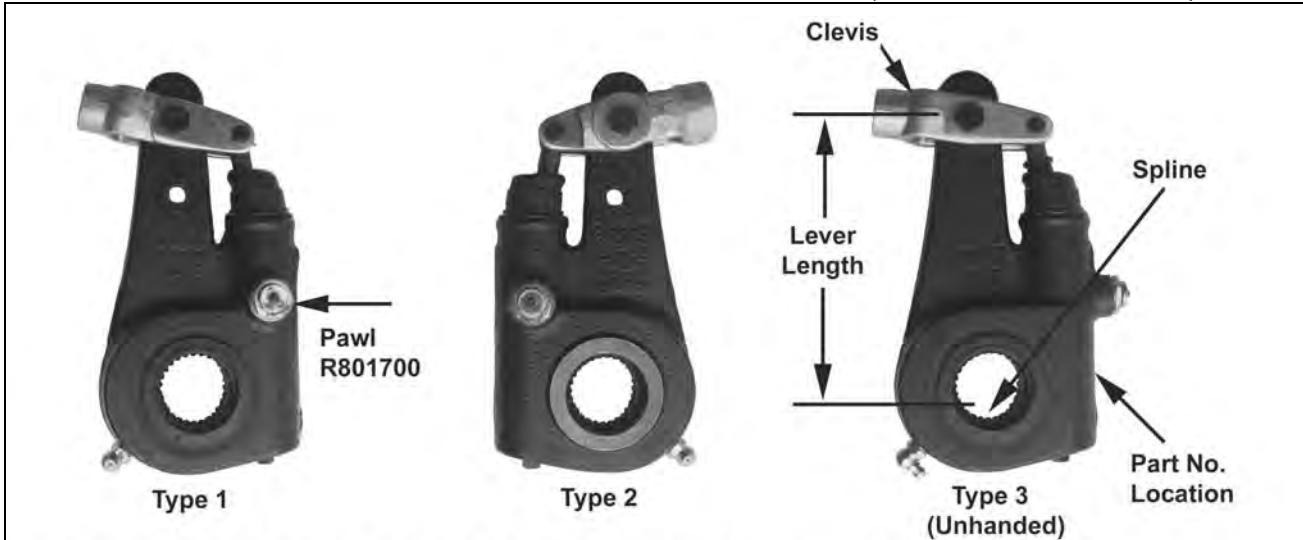


Note: Type 1, Type 2 and Type 3 indicate the location of the pawl assembly on the slack adjuster. The slack adjuster must be installed so the pawl can be removed during maintenance.

CLEVIS PART NUMBER	UNCLEVIS PART NUMBER	CLEVIS KIT	TYPE	SPLINE DIA./NO. TEETH	LEVER LENGTH	CLEVIS TYPE	CLEVIS THREAD	USE WITH CHAMBER SIZE	REPLACES	COMMENTS
R802444	R803052	R810019	1	1-1/2"-28	5-1/2"	Straight	5/8"-18	20, 24, 36	A47-3275-Z-1144	Green piston.
R802445	R803053	R810019	2						A47-3275-A-1145	Drum and disc brake.
R801072	R803109	R810019	3						A34-3275-H-1152, A48-3275-H-1152	
R802440	R803046	R810019	1					20	A35-3275-Z-1144	Red piston.
R802441	R803047	R810019	2						A35-3275-A-1145	Drum and disc brake.
R801079	R803108	R810019	3						A24-3275-H-1152	Red piston. Drum brake.
R802446	R803048	R810019	1					24, 30	A41-3275-Z-1144	Yellow piston.
R802447	R803049	R810019	2						A41-3275-A-1145	Drum brake.
R801073	R803110	R810019	3						A32-3275-H-1152	
R802648		R810019	1							
R802649		R810019	2							
R802684		R810019	1							Yellow piston.
R802685		R810019	2							Drum brake. Machined corner.
R801080		R810019	3							Black piston. Disc brake.
R802463	R803050	R810019	1					6"	A44-3275-Z-1144	Blue piston.
R802462	R803051	R810019	2		A44-3275-A-1145				Disc brake.	
R801071	R803111	R810019	3		A24-3275-J-1154				Red piston. Drum brake.	
R802486	R803054	R810019	1		30			A14-3275-B-1146	Yellow piston.	
R802487	R803055	R810019	2					A14-3275-C-1147	Drum brake.	
R801074	R803112	R810019	3					A15-3275-J-1154		
R802490	R803056	R810019	1	36	A21-3275-B-1146	Green piston.				
R802491	R803057	R810019	2		A21-3275-C-1147	Drum brake.				
R801075	R803113	R810019	3		A18-3275-J-1154					
R802512	R803058	R810019	1		A8-3275-D-1148					
R802513	R803059	R810019	2		A8-3275-E-1149					



# MERITOR AUTOMATIC SLACK ADJUSTERS (STROKE SENSING)



Note: Type 1, Type 2 and Type 3 indicate the location of the pawl assembly on the slack adjuster. The slack adjuster must be installed so the pawl can be removed during maintenance.

CLEVIS PART NUMBER	UNCLEVIS PART NUMBER	CLEVIS KIT	TYPE	SPLINE DIA./NO. TEETH	LEVER LENGTH	CLEVIS TYPE	CLEVIS THREAD	USE WITH CHAMBER SIZE	REPLACES	COMMENTS
R802611	R803060	R810019	1	1-5/8"-37	5-1/2"	Straight	5/8"-18	24, 30	A79-3275-Z-1144	Yellow piston.
R802610	R803061	R810019	2		A79-3275-A-1145				Drum brake.	
R801101	R803114	R810019	3		A67-3275-H-1152				Fruehauf.	
R802616	R803062	R810019	1		6"			20, 24	A27-3275-B-1146	Red piston.
R802617	R803063	R810019	2						A27-3275-C-1147	Drum brake. Fruehauf.
R801100	R803115	R810019	3		A27-3275-J-1154			Red piston. Drum brake. Trailer axle. Fruehauf.		
R802621	R803064	R810019	1		6-1/2"			30	A28-3275-B-1146	Yellow piston.
R802620	R803065	R810019	2						A28-3275-C-1147	Drum brake.
R801102	R803116	R810019	3						A28-3275-J-1154	Fruehauf.
R802631	R803066	R810019	1						A13-3275-D-1148	
R802630	R803067	R810019	2	A13-3275-E-1149						

## MERITOR AUTOMATIC SLACK ADJUSTER (STROKE SENSING) REPAIR KITS

### KIT 1350LW

ITEM	QTY	PART NUMBER	DESCRIPTION
1	1	1199-U-3739	Pin - Piston Retaining
2	1	2297-W-2857	Actuator
3	1	2297-F-7208	Rod - Actuator (5")
4	1	2297-G-7209	Rod - Actuator (5.50")
5	1	2297-H-7210	Rod - Actuator (6")
6	1	2297-J-7212	Rod - Actuator (6.50")
7	1	1199-V-3740	Retaining Ring - Piston
8	1	2297-H-2842	Piston - Green
9	1	1245-Z-1066	Clevis
10	1	2230-N-1054	Piston - Yellow

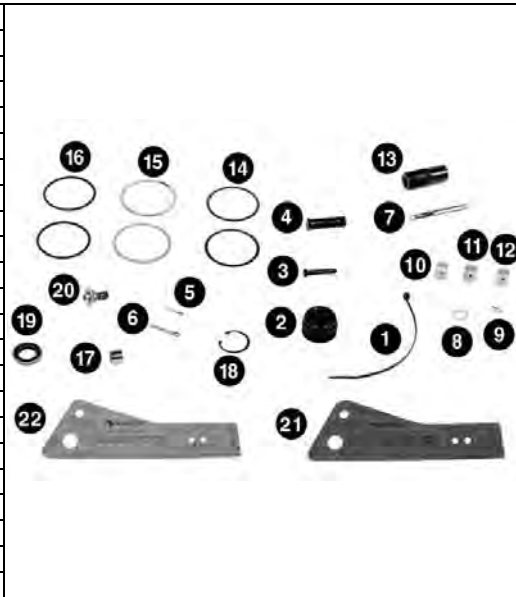


**APPLICATION INFORMATION**  
 Contains Light Weight clevis.  
 Minor rebuild kit for all automatic slack adjusters with green or yellow pistons on 16-1/2" P or Q brakes. One kit contains enough parts to rebuild one slack adjuster.

# MERITOR AUTOMATIC SLACK ADJUSTER (STROKE SENSING) REPAIR KITS

## KIT 15901


ITEM	QTY	PART NUMBER	DESCRIPTION
1	1	2257-N-40	Tie Strap
2	1	2260-S-1111	Boot
3	1	R801730	Clevis Pin - Small
4	1	R801732	Clevis Pin - Large
5	1	K-235	Cotter Pin - Small
6	1	K-248	Cotter Pin - Large
7	1	2297-G-7209	Rod - Actuator (5.50")
8	1	1199-V-3740	Retaining Ring - Piston
9	1	1199-U-3739	Pin - Piston Retaining
10	1	R801751	Piston - Red
11	1	R801753	Piston - Green
12	1	R801754	Blue Piston
13	1	2297-W-2857	Actuator
14	2	1199-W-3741	Snap Ring
15	2	1229-R-4178	Washer
16	2	5-X-1093	O-Ring
17	1	R801772	Bushing
18	1	1199-Y-3743	Snap Ring
19	1	R801771	Worm Seal Assembly
20	1	R801700	Pawl Assembly
21	1	2297-D-4788	Installation Template
22	1	2297-E-4789	Installation Template



**APPLICATION INFORMATION**  
 Major rebuild kit for all ASA's. Use the A-1779-W-283 or 2297-U-4571 grease as the slack adjuster is rebuilt. One kit contains enough parts to rebuild one slack adjuster.

## KIT 15902

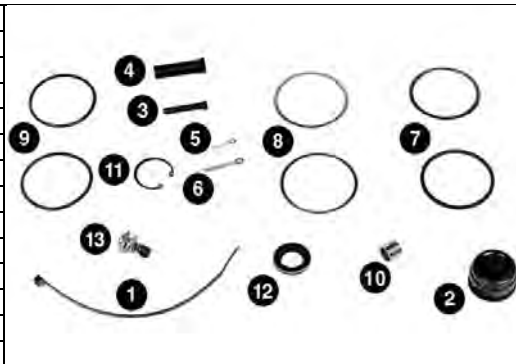
ITEM	QTY	PART NUMBER	DESCRIPTION
1	1	2297-G-7209	Rod - Actuator (5.50")
2	1	1199-V-3740	Retaining Ring - Piston
3	1	1199-U-3739	Pin - Piston Retaining
4	1	R801751	Piston - Red
5	1	R801753	Piston - Green
6	1	R801754	Blue Piston
7	1	2297-W-2857	Actuator



**APPLICATION INFORMATION**  
 ASA actuator assembly kit. Use the A-1779-W-283 or 2297-U-4571 grease as the slack adjuster is rebuilt. One kit contains enough parts to rebuild one slack adjuster.

## KIT 15907


ITEM	QTY	PART NUMBER	DESCRIPTION
1	1	2257-N-40	Tie Strap
2	1	2260-S-1111	Boot
3	1	R801730	Clevis Pin - Small
4	1	R801732	Clevis Pin - Large
5	1	K-235	Cotter Pin - Small
6	1	K-248	Cotter Pin - Large
7	2	1199-W-3741	Snap Ring
8	2	1229-R-4178	Washer
9	2	5-X-1093	O-Ring
10	1	R801772	Bushing
11	1	1199-Y-3743	Snap Ring
12	1	R801771	Worm Seal Assembly
13	1	R801700	Pawl Assembly




**APPLICATION INFORMATION**  
 Minor rebuild kit for all ASAs. Use the A-1779-W-283 or 2297-U-4571 grease as the slack adjuster is rebuilt. One kit contains enough parts to rebuild one slack adjuster.

# MERITOR AUTOMATIC SLACK ADJUSTER (STROKE SENSING) REPAIR KITS


## KIT 1756

ITEM	QTY	PART NUMBER	DESCRIPTION	APPLICATION INFORMATION
1	1	2260-S-1111	Boot	 <p>Minor rebuild kit for ASAs. 7" slack length. Does not contain clevis. One kit contains enough parts to rebuild one slack adjuster.</p>
2	1	R801732	Clevis Pin - Large	
3	1	R801730	Clevis Pin - Small	
4	1	K-248	Cotter Pin - Large	
5	1	K-235	Cotter Pin - Small	
6	1	R801700	Pawl Assembly	
7	1	1199-Y-3743	Snap Ring	
8	2	1199-W-3741	Snap Ring	
9	2	5-X-1093	O-Ring	
10	1	R801771	Worm Seal Assembly	
11	1	2257-N-40	Tie Strap	
12	2	1229-R-4178	Washer	
13	1	2297-W-4781	Coach Template	

## KIT 963

ITEM	QTY	PART NUMBER	DESCRIPTION	APPLICATION INFORMATION
1	1	2260-S-1111	Boot	 <p>Minor rebuild kit for automatic slack adjusters. Does not contain clevis. One kit contains enough parts to rebuild one slack adjuster.</p>
2	1	R801772	Bushing	
3	1	R801732	Clevis Pin - Large	
4	1	R801730	Clevis Pin - Small	
5	1	1898-R-720	Grease Fitting	
6	1	K-235	Cotter Pin - Small	
7	1	R801700	Pawl Assembly	
8	1	1199-Y-3743	Snap Ring	
9	2	1199-W-3741	Snap Ring	
10	2	5-X-1093	O-Ring	
11	1	R801771	Worm Seal Assembly	
12	1	2257-N-40	Tie Strap	
13	1	2297-B-4786	Truck/Tractor Template	
14	1	2297-C-4787	Trailer Template	
15	2	1229-R-4178	Washer	
16	1	K-248	Cotter Pin - Large	

## R810001ALW

ITEM	QTY	PART NUMBER	DESCRIPTION	APPLICATION INFORMATION
1	1	A-2260-U-1113	Automatic Slack Adjuster Boot	 <p>Contains Light Weight clevis</p>
2	1	1225-C-835	Bushing	
3	1	R801700	Pawl Assembly	
4	1	A-1205-F-2346	Seal Assembly	
5	1	1199-U-3739	Pin - Piston Retaining	
6	1	2297-W-2857	Actuator	
7	1	2297-F-7208	Rod - Actuator (5")	
8	1	2297-G-7209	Rod - Actuator (5.50")	
9	1	2297-H-7210	Rod - Actuator (6")	
10	1	2297-J-7212	Rod - Actuator (6.50")	
11	1	1199-V-3740	Retaining Ring - Piston	
12	1	2297-B-4786	Truck/Tractor Template	
13	1	2297-C-4787	Trailer Template	
14	1	1245-Z-1066	Clevis	
15	1	19-X-127	Clevis Pin - Small	
16	1	K-235	Cotter Pin - Small	
17	1	19-X-1116	Clevis Pin - Large	
18	1	K-248	Cotter Pin - Large	
19	1	2230-N-1054	Piston - Yellow	
20	1	2297-H-2842	Piston - Green	

# MERITOR AUTOMATIC SLACK ADJUSTER (STROKE SENSING) REPAIR KITS

## R810001LW


ITEM	QTY	PART NUMBER	DESCRIPTION
1	1	2260-S-1111	Boot
2	1	1225-C-835	Bushing
3	1	2257-N-40	Tie Strap
4	1	A-1205-F-2346	Seal Assembly
5	1	1199-U-3739	Pin - Piston Retaining
6	1	2297-W-2857	Actuator
7	1	2297-F-7208	Rod - Actuator (5")
8	1	2297-G-7209	Rod - Actuator (5.50")
9	1	2297-H-7210	Rod - Actuator (6")
10	1	2297-J-7212	Rod - Actuator (6.50")
11	1	1199-V-3740	Retaining Ring - Piston
12	1	R801700	Pawl Assembly
13	1	2297-B-4786	Truck/Tractor Template
14	1	2297-C-4787	Trailer Template
15	1	1245-Z-1066	Clevis
16	1	19-X-127	Clevis Pin - Small
17	1	K-235	Cotter Pin - Small
18	1	19-X-1116	Clevis Pin - Large
19	1	K-248	Cotter Pin - Large
20	1	2230-N-1054	Piston - Yellow
21	1	2297-H-2842	Piston - Green



**APPLICATION INFORMATION**  
Contains Light Weight clevis

## R810002


ITEM	QTY	PART NUMBER	DESCRIPTION
1	2	R801734	Clevis Pin
2	1	2258-P-1238	Helper Spring - Black
3	1	2258-Q-1239	Helper Spring - Blue
4	2	R801772	Bushing
5	2	2260-S-1111	Boot
6	2	A-1205-F-2346	Seal Assembly
7	2	2257-N-40	Tie Strap
8	2	2297-F-7208	Rod - Actuator (5")
9	2	2297-G-7209	Rod - Actuator (5.50")
10	2	R801751	Piston - Red
11	2	R801750	Piston - Black
12	2	2297-W-2857	Actuator
13	2	1199-V-3740	Retaining Ring - Piston
14	2	1199-U-3739	Pin - Piston Retaining
15	2	R801700	Pawl Assembly
16	1	2297-B-4786	Truck/Tractor Template



**APPLICATION INFORMATION**  
Rebuild kit for front ASAs. For slacks with helper springs used with 9 thru 16 square inch brake chambers. One kit contains enough parts to rebuild two slack adjusters. Old style with strap-on boot.

## R810002A

ITEM	QTY	PART NUMBER	DESCRIPTION
1	2	R801734	Clevis Pin
2	1	2258-P-1238	Helper Spring - Black
3	1	2258-Q-1239	Helper Spring - Blue
4	2	R801772	Bushing
5	2	A-2260-U-1113	Automatic Slack Adjuster Boot
6	2	A-1205-F-2346	Seal Assembly
7	2	R801700	Pawl Assembly
8	2	2297-F-7208	Rod - Actuator (5")
9	2	2297-G-7209	Rod - Actuator (5.50")
10	2	R801751	Piston - Red
11	2	R801750	Piston - Black
12	2	2297-W-2857	Actuator
13	2	1199-V-3740	Retaining Ring - Piston
14	2	1199-U-3739	Pin - Piston Retaining
15	1	2297-B-4786	Truck/Tractor Template



**APPLICATION INFORMATION**  
Rebuild kit for front ASAs. For slacks with helper springs used with 9 thru 16 square inch brake chambers. One kit contains enough parts to rebuild two slack adjusters. New style with press-in boot.

# MERITOR AUTOMATIC SLACK ADJUSTER (STROKE SENSING) REPAIR KITS

## R810003

ITEM	QTY	PART NUMBER	DESCRIPTION
1	2	2260-S-1111	Boot
2	2	R801772	Bushing
3	2	A-1205-F-2346	Seal Assembly
4	2	2257-N-40	Tie Strap
5	2	1199-U-3739	Pin - Piston Retaining
6	2	1199-V-3740	Retaining Ring - Piston
7	2	2297-F-7208	Rod - Actuator (5")
8	2	2297-G-7209	Rod - Actuator (5.50")
9	2	R801751	Piston - Red
10	2	R801752	Piston - Yellow
11	2	2297-W-2857	Actuator
12	2	R801700	Pawl Assembly
13	1	2297-B-4786	Truck/Tractor Template



### APPLICATION INFORMATION

Rebuild kit for front ASAs. Slacks used with 16 thru 30 square inch brake chambers. One kit contains enough parts to rebuild two slack adjusters. Old style with strap-on boot.

## R810003A

ITEM	QTY	PART NUMBER	DESCRIPTION
1	2	A-2260-U-1113	Automatic Slack Adjuster Boot
2	2	R801772	Bushing
3	2	A-1205-F-2346	Seal Assembly
4	2	R801700	Pawl Assembly
5	2	1199-U-3739	Pin - Piston Retaining
6	2	1199-V-3740	Retaining Ring - Piston
7	2	2297-F-7208	Rod - Actuator (5")
8	2	2297-G-7209	Rod - Actuator (5.50")
9	2	R801751	Piston - Red
10	2	R801752	Piston - Yellow
11	2	2297-W-2857	Actuator
12	1	2297-B-4786	Truck/Tractor Template




### APPLICATION INFORMATION

Rebuild kit for front ASAs. Slacks used with 16 thru 30 square inch brake chambers. One kit contains enough parts to rebuild two slack adjusters. New style with press-in boot.

## R810004

ITEM	QTY	PART NUMBER	DESCRIPTION
1	1	2260-S-1111	Boot
2	1	R801772	Bushing
3	1	A-1205-F-2346	Seal Assembly
4	1	2257-N-40	Tie Strap
5	1	R801730	Clevis Pin - Small
6	1	R801732	Clevis Pin - Large
7	1	K-235	Cotter Pin - Small
8	1	K-248	Cotter Pin - Large
9	1	2297-F-7208	Rod - Actuator (5")
10	1	2297-G-7209	Rod - Actuator (5.50")
11	1	1199-U-3739	Pin - Piston Retaining
12	1	1199-V-3740	Retaining Ring - Piston
13	1	R801751	Piston - Red
14	1	R801750	Piston - Black
15	1	R801753	Piston - Green
16	1	R801754	Blue Piston
17	1	2297-W-2857	Actuator
18	1	R801700	Pawl Assembly
19	1	2297-D-4788	Installation Template
20	1	2297-E-4789	Installation Template




### APPLICATION INFORMATION


Rebuild kit for all ASAs. One kit contains enough parts to rebuild one slack adjuster. Old style with strap-on boot.

# MERITOR AUTOMATIC SLACK ADJUSTER (STROKE SENSING) REPAIR KITS


## R810004A

ITEM	QTY	PART NUMBER	DESCRIPTION	APPLICATION INFORMATION
1	1	A-2260-U-1113	Automatic Slack Adjuster Boot	 <p>Rebuild kit for all ASAs. One kit contains enough parts to rebuild one slack adjuster. New style with press-in boot.</p>
2	1	R801772	Bushing	
3	1	A-1205-F-2346	Seal Assembly	
4	1	R801700	Pawl Assembly	
5	1	R801730	Clevis Pin - Small	
6	1	R801732	Clevis Pin - Large	
7	1	K-235	Cotter Pin - Small	
8	1	K-248	Cotter Pin - Large	
9	1	2297-F-7208	Rod - Actuator (5")	
10	1	2297-G-7209	Rod - Actuator (5.50")	
11	1	1199-U-3739	Pin - Piston Retaining	
12	1	1199-V-3740	Retaining Ring - Piston	
13	1	R801751	Piston - Red	
14	1	R801750	Piston - Black	
15	1	R801753	Piston - Green	
16	1	R801754	Blue Piston	
17	1	2297-W-2857	Actuator	
18	1	2297-D-4788	Installation Template	
19	1	2297-E-4789	Installation Template	

## R810005







ITEM	QTY	PART NUMBER	DESCRIPTION	APPLICATION INFORMATION
1	1	19-X-127	Clevis Pin - Small	 <p>Clevis pins and clips. One kit contains enough parts to service one slack adjuster.</p>
2	1	19-X-1084	Clevis Pin - Large	
3	1	2257-C-1173	Clip - Small	
4	1	2257-D-1174	Clip - Large	

## R810005LW

ITEM	QTY	PART NUMBER	DESCRIPTION	APPLICATION INFORMATION
1	1	19-X-127	Clevis Pin - Small	 <p>Clevis pins and clips for Light Weight clevis. One kit contains enough parts to service one slack adjuster.</p>
2	1	19-X-1116	Clevis Pin - Large	
3	1	2257-C-1173	Clip - Small	
4	1	2257-D-1174	Clip - Large	

# MERITOR ASA (STROKE SENSING) SERVICE PARTS






## CLEVISES & CLEVIS KITS

	PART NUMBER	CLEVIS TYPE	PUSHROD	APPLICATION INFORMATION
	R810015 LW	5/8" Offset	1/2"-20	Clevis kit includes Lightweight Clevis, pins, clips and helper spring (2258-P-1238). For standard type 9, 12 and 16 chambers.
	R810016 LW	5/8" Offset	1/2"-20	Clevis kit includes Lightweight Clevis, pins, clips and helper spring (2258-Q-1239). For standard type 9, 12 and 16 chambers.
	R810022	5/8" Offset	1/2"-20	Clevis kit includes Lightweight Clevis, pins and clips. For long stroke type 9, 12 and 16 chambers.
	R810024	5/8" Offset	1/2"-20	Clevis kit includes Lightweight Clevis, pins and clips. For standard type 9, 12 and 16 chambers.
	R810013 LW	Straight	1/2"-20	Clevis kit includes Lightweight Clevis, pins, clips and helper spring (2258-P-1238). For standard type 9, 12 and 16 chambers.
	R810014 LW	Straight	1/2"-20	Clevis kit includes Lightweight Clevis, pins, clips and helper spring (2258-Q-1239). For standard type 9, 12 and 16 chambers.
	R810018	Straight	1/2"-20	Clevis kit includes Lightweight Clevis, pins and clips. For standard type 9, 12 and 16 chambers.
	R810020	Straight	1/2"-20	Clevis kit includes Lightweight Clevis, pins and clips. For long stroke type 9, 12 and 16 chambers.
	R810023	5/8" Offset	5/8"-18	Clevis kit includes Lightweight Clevis, pins and clips. For long stroke type 20, 24, 30 and 36 chambers.
	R810025	5/8" Offset	5/8"-18	Clevis kit includes Lightweight Clevis, pins and clips. For standard type 20, 24, 30 and 36 chambers.
	R810019	Straight	5/8"-18	Clevis kit includes Lightweight Clevis, pins and clips. For standard type 20, 24, 30 and 36 chambers.
	R810021	Straight	5/8"-18	Clevis kit includes Lightweight Clevis, pins and clips. For long stroke type 20, 24, 30 and 36 chambers.
	R801716	Straight	3/4"-16	Clevis only. For standard type 20, 24, 30, 36 chambers. Included in R810012.
	R810012	Straight	3/4"-16	Clevis kit includes R801716 clevis, pins and clips. For standard type 20, 24, 30, 36 chambers.






Individual Slack Adjuster Components are also available. See Catalog PB-8857 or contact Customer Service at 888-725-9355 for more details.

# MERITOR CLEARANCE SENSING AUTOMATIC SLACK ADJUSTERS

## DRIVE AXLE APPLICATIONS FOR 16-1/2" AND 18" BRAKES

	Part Number	Bracket No.	Angle	Straight / Offset	Spline Size	Arm Length	Bushing I.D.	Application
	R806002	R810306	0°	Straight	1-1/2"-10	5-1/2"	5/8"	Single Bend Control Arm. For Kenworth with 8 bag air ride to avoid interference with air bag supports. Replaces 400-10155, 409-10635
	R806003	R810306	0°	Straight	1-1/2"-28	5-1/2"	5/8"	Single Bend Control Arm. For Kenworth with 8 bag air ride to avoid interference with air bag supports. Replaces 400-10156, 409-10648
	R806018	R810302	16°	Straight	1-1/2"-10	6"	1/2"	Double Bend Control Arm. For Mack drive axle brakes. Replaces 400-10145, 409-10680
	R806017	R810302	16°	Straight	1-1/2"-28	5-1/2", 6-1/2"	1/2"	Double Bend Control Arm. For Mack drive axle brakes. Replaces 400-10146, 409-10679
	R806016	R810302	16°	Straight	1-1/2"-28	6"	1/2"	Double Bend Control Arm. For Mack drive axle brakes. Replaces 400-10144, 409-10678
	R806001	R810305	16°	Straight	1-1/2"-28	5-1/2"	1/2"	Single Bend Control Arm. For Meritor air disc brakes. Replaces 400-10402, 409-10584
	R806023	R810300	34°	Straight	1-1/2"-10	5", 6"	5/8"	Single Bend Control Arm. For standard drive axle brakes. Replaces 400-10142, 409-10741
	R806022	R810300	34°	Straight	1-1/2"-10	5-1/2", 6-1/2"	5/8"	Single Bend Control Arm. For standard drive axle brakes. Replaces 400-10143, 409-10733
	R806024	R810300	34°	Straight	1-1/2"-28	5", 6"	5/8"	Single Bend Control Arm. For standard drive axle brakes. Replaces 400-10140, 409-10742
	R806004	R810300	34°	Straight	1-1/2"-28	5-1/2"	5/8"	Single Bend Control Arm. For standard drive axle brakes. Replaces 400-10141, 409-10650
	R806026	R810300	34°	Straight	1-1/2"-28	5-1/2", 6-1/2"	5/8"	Single Bend Control Arm. For standard drive axle brakes. Replaces 400-10141, 409-10653


## STEER AXLE (NON-DRIVE) APPLICATIONS FOR 15", 16-1/4", AND 16-1/2" BRAKES

	Part Number	Bracket No.	Angle	Straight / Offset	Spline Size	Arm Length	Bushing I.D.	Application
	R806009	R810302	0°	Straight	1-1/4"-10	5-1/2"	5/8"	Double Bend Control Arm. For standard steer axle brakes. Replaces 400-10001, 409-10658
	R806010	R810303	0°	Straight	1-1/4"-24	5-1/2"	5/8"	Double Bend Control Arm. For standard steer axle brakes. Replaces 400-10004, 409-10659
	R806011	R810302	0°	Straight	1-1/2"-10	5-1/2"	5/8"	Double Bend Control Arm. For standard steer axle brakes. Replaces 400-10005, 409-10662
	R806012	R810302	0°	Straight	1-1/2"-28	5-1/2"	5/8"	Double Bend Control Arm. For standard steer axle brakes. Replaces 400-10008, 409-10663
	R806025	R810310	0°	Straight	1-1/2"-28	5-1/2"	1/2"	Single Bend Control Arm. For standard steer axle brakes. Replaces 400-10081, 409-10228
	R806502	R810302	22°	Offset LH 5/8"	1-1/4"-10	5-1/2"	5/8"	Double Bend Control Arm. For standard steer axle brakes with 5/8" offset arm. Replaces 400-10003, 409-10660
	R806503	R810302	22°	Offset RH 5/8"	1-1/4"-10	5-1/2"	5/8"	Double Bend Control Arm. For standard steer axle brakes with 5/8" offset arm. Replaces 400-10002, 409-10661
	R806504	R810303	22°	Offset LH 5/8"	1-1/4"-24	5-1/2"	5/8"	Double Bend Control Arm. For standard steer axle brakes with 5/8" offset arm. Replaces 400-10041, 409-10664
	R806505	R810303	22°	Offset RH 5/8"	1-1/4"-24	5-1/2"	5/8"	Double Bend Control Arm. For standard steer axle brakes with 5/8" offset arm. Replaces 400-10040, 409-10665
	R806500	R810304	22°	Offset RH 1-1/2"	1-1/2"-28	5-1/2"	1/2"	Single Bend Control Arm. For Mack 16,000 lb.+ steer axle brakes with 1-1/2" offset arm. Replaces 400-10058, 409-10599
	R806501	R801304	22°	Offset LH 1-1/2"	1-1/2"-28	5-1/2"	1/2"	Single Bend Control Arm. For Mack 16,000 lb.+ steer axle brakes with 1-1/2" offset arm. Replaces 400-10059, 409-10600








# MERITOR CLEARANCE SENSING AUTOMATIC SLACK ADJUSTERS

## STEER AXLE (NON-DRIVE) APPLICATIONS FOR 15", 16-1/4", AND 16-1/2" BRAKES








	Part Number	Bracket No.	Angle	Straight / Offset	Spline Size	Arm Length	Bushing I.D.	Application
	R806507	R810311	22°	Offset LH 5/8"	1-1/2"-28	6"	1/2"	Single Bend Control Arm. For Dina Bus and MCI steer axle brakes. Replaces 400-10068, 409-10638
R806508	R810314	22°	Offset RH 5/8"	1-1/2"-28	6"	1/2"	Single Bend Control Arm. For Dina Bus and MCI steer axle brakes. Replaces 400-10069, 409-10639	

## TRANSIT APPLICATIONS

	Part Number	Bracket No.	Angle	Straight / Offset	Spline Size	Arm Length	Bushing I.D.	Application
	R806551		0°	Straight	1-1/2"-28	5-1/2", 6-1/2"	6-1/4"	Single bend, 65mm. Replaces 4W9035
	R806556		0°	Straight	1-1/2"-28	5-1/2"	1/2"	Double bend, 69mm. Replaces 4W9075
	R806549	R810312	0°	Straight	1-1/2"-28	5-1/2"	1/2"	Single bend, 60mm. Includes bracket and hardware. Replaces 4W8525
	R806535	R810315	0°	Offset RH 1-1/2"	1-1/2"-10	6"	1/2"	Includes bracket and hardware. Replaces 4W9055
	R806536	R810315	0°	Offset LH 1-1/2"	1-1/2"-10	6"	1/2"	Includes bracket and hardware. Replaces 4W9060







# MERITOR CLEARANCE SENSING AUTOMATIC SLACK ADJUSTERS

## TRANSIT APPLICATIONS

	Part Number	Bracket No.	Angle	Straight / Offset	Spline Size	Arm Length	Bushing I.D.	Application
	R806559	R810315	0°	Offset RH 1-1/2"	1-1/2"-28	6"	1/2"	Includes bracket and hardware. Replaces 4W8715
	R806560	R810315	0°	Offset LH 1-1/2"	1-1/2"-28	6"	1/2"	Includes bracket and hardware. Replaces 4W8720
	R806548	R810330	0°	Straight	1-1/2"-28	5-1/2"	5/8"	Single bend, 65mm. Includes bracket and hardware. Replaces 4W9005
	R806527	R810305	16°	Straight	1-1/2"-10	5-1/2"	1/2"	Single bend, 64mm. Includes bracket and hardware. Replaces 4W8535
	R806543	R810305	16°	Straight	1-1/2"-28	5-1/2"	1/2"	Single bend, 64mm. Includes bracket and hardware. Replaces 4W8565
	R806525	R810304	23°	Offset LH 1-1/2"	1-1/2"-10	5-1/2"	1/2"	Single bend, 60mm. Includes bracket and hardware. Replaces 4W8540






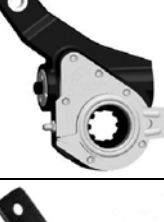

# MERITOR CLEARANCE SENSING AUTOMATIC SLACK ADJUSTERS

## TRANSIT APPLICATIONS

	Part Number	Bracket No.	Angle	Straight / Offset	Spline Size	Arm Length	Bushing I.D.	Application
	R806526	R810304	23°	Offset LH 1-1/2"	1-1/2"-10	5-1/2"	1/2"	Single bend, 60mm. Includes bracket and hardware. Replaces 4W8545
	R806532	R810312	23°	Offset LH 5/8"	1-1/2"-28	5-1/2"	1/2"	Single bend, 60mm. Includes bracket and hardware. Replaces 4W8510
	R806533	R810312	23°	Offset RH 5/8"	1-1/2"-28	5-1/2"	1/2"	Single bend, 60mm. Includes bracket and hardware. Replaces 4W8515
	R806528	R810328	23°	Offset LH 5/8"	1-1/2"-28	5-1/2"	1/2"	Single bend, 60mm. Includes bracket and hardware. Replaces 4W8620
	R806529	R810328	23°	Offset RH 5/8"	1-1/2"-28	5-1/2"	1/2"	Single bend, 60mm. Includes bracket and hardware. Replaces 4W8635
	R806537		28°	Offset RH 1-9/16"	1-1/2"-26	5-1/8"	1/2"	Double bend, 66mm. Replaces 4W3265








# MERITOR CLEARANCE SENSING AUTOMATIC SLACK ADJUSTERS

## TRANSIT APPLICATIONS

	Part Number	Bracket No.	Angle	Straight / Offset	Spline Size	Arm Length	Bushing I.D.	Application
	R806538		28°	Offset LH 1-9/16"	1-1/2"-26	5-1/8"	1/2"	Double bend, 66mm. Replaces 4W3270
	R806545		34°	Offset RH 1-1/2"	1-1/2"-10	5-1/2"	1/2"	Single bend, 60mm. Replaces 4W8560
	R806541		34°	Offset LH 1-1/2"	1-1/2"-10	6"	1/2"	Single bend, 64mm. Replaces 4W8640
	R806544		34°	Offset LH 1-1/2"	1-1/2"-10	6"	1/2"	Replaces 4W9030
	R806552		34°	Straight	1-1/2"-10	6"	1/2"	Single bend, 64mm. Replaces 4W9040
	R806554		34°	Offset LH 1-1/2"	1-1/2"-10	7"	1/2"	Double bend, 69mm. Replaces 4W8590








# MERITOR CLEARANCE SENSING AUTOMATIC SLACK ADJUSTERS

## TRANSIT APPLICATIONS

	Part Number	Bracket No.	Angle	Straight / Offset	Spline Size	Arm Length	Bushing I.D.	Application
	R806555		34°	Offset RH 1-1/2"	1-1/2"-10	7"	1/2"	Double bend, 69mm. Replaces 4W8680
	R806547	R810300	34°	Straight	1-1/2"-28	6"	1/2"	Includes bracket and hardware. Replaces 4W9015
	R806521	R810309	34°	Offset LH 1-1/2"	1-1/2"-10	7"	1/2"	Single bend, 64mm. Includes bracket and hardware. Replaces 4W8500
	R806523	R810309	34°	Straight	1-1/2"-10	7"	1/2"	Single bend, 64mm. Includes bracket and hardware. Replaces 4W8645
	R806534	R810312	34°	Straight	1-1/2"-28	6-1/2"	1/2"	Single bend, 60mm. Includes bracket and hardware. Replaces 4W8520
	R806530	R810315	34°	Offset LH 1-1/2"	1-1/2"-10	6"	1/2"	Single bend, 64mm. Includes bracket and hardware. Replaces 4W8600

# MERITOR CLEARANCE SENSING AUTOMATIC SLACK ADJUSTERS

## TRANSIT APPLICATIONS

	Part Number	Bracket No.	Angle	Straight / Offset	Spline Size	Arm Length	Bushing I.D.	Application
	R806531	R810315	34°	Offset RH 1-1/2"	1-1/2"-10	6"	1/2"	Single bend, 64mm. Includes bracket and hardware. Replaces 4W8570
	R806539	R810316	34°	Offset LH 1-1/2"	1-1/2"-10	7"	1/2"	Single bend, 60mm. Includes bracket and hardware. Replaces 4W8615
	R806540	R810316	34°	Offset RH 1-1/2"	1-1/2"-10	7"	1/2"	Single bend, 60mm. Includes bracket and hardware. Replaces 4W8630
	R806542	R810328	34°	Offset RH 1-1/2"	1-1/2"-10	6"	1/2"	Single bend, 64mm. Includes bracket and hardware. Replaces 4W8605
	R806546	R810328	34°	Offset LH 1-1/2"	1-1/2"-28	5-1/2"	1/2"	Includes bracket and hardware. Replaces 4W9010
	R806550	R810329	34°	Straight	1-1/2"-28	6-1/2"	1/2"	Single bend, 64mm. Includes bracket and hardware. Replaces 4W8690


# MERITOR CLEARANCE SENSING AUTOMATIC SLACK ADJUSTERS

## TRANSIT APPLICATIONS







	Part Number	Bracket No.	Angle	Straight / Offset	Spline Size	Arm Length	Bushing I.D.	Application
	R806553	R810331	34°	Straight	1-1/2"-10	5-1/2"	5/8"	Includes bracket and hardware. Replaces 4W9050
	R806557	R810333	34°	Offset LH 1-1/2"	1-1/2"-10	6"	1/2"	Single bend, 65mm. Includes bracket and hardware. Replaces 4W8625
	R806558	R810333	34°	Offset RH 1-1/2"	1-1/2"-10	6"	1/2"	Single bend, 65mm. Includes bracket and hardware. Replaces 4W8595
	R806522	R810336	34°	Offset RH 1-1/2"	1-1/2"-10	7"	1/2"	Single bend, 64mm. Includes bracket and hardware. Replaces 4W8650
	R806524	R810336	34°	Straight	1-1/2"-10	7"	1/2"	Single bend, 64mm. Includes bracket and hardware. Replaces 4W8610
	R806563		120°	Offset RH 5/8"	1-1/2"-26	5-1/8"	1/2"	Double bend, 65mm. Replaces 4W3115

# MERITOR CLEARANCE SENSING AUTOMATIC SLACK ADJUSTERS

## TRANSIT APPLICATIONS

	Part Number	Bracket No.	Angle	Straight / Offset	Spline Size	Arm Length	Bushing I.D.	Application
	R806564		120°	Offset LH 5/8"	1-1/2"-26	5-1/8"	1/2"	Double bend, 65mm. Replaces 4W3120









## SERVICE KITS

	PART NUMBER	DESCRIPTION		REPLACES	NOTES
	R810327	Service Kit		427-10558	Includes 4 cap nuts, 4 anchor pins, 4 bushings. Services 4 ASA's.
	R810302	Drive and Steer Axle	Clamp	427-10566K	2-1/4" clamp. For use with Mack 16,000 lb.+ brakes.
	R810311	Drive Axle	Clamp	427-10421	2-1/4" - 2-1/2" tube clamp.
	R810314	Drive Axle	Clamp	427-10420	2-1/4" - 2-1/2" tube clamp.
	R810303	Steer Axle	Clamp	427-10567K	2" u-bolt clamp.
	R810310	Steer Axle	Clamp	427-10497	2-1/4" clamp. For use with 5/8" offset asa's.



# MERITOR CLEARANCE SENSING AUTOMATIC SLACK ADJUSTERS

## SERVICE KITS

	R810304	Steer Axle, Transit	Spider	427-10548	3-3/4" bracket. For use with Mack 16,000 lb.+ steer axle brakes with 1-1/2" offset. Also used on Transit applications.
	R810313		Strap	427-10582	
	R810305	Drive and Steer Axle, Transit	Strap	427-10543	1-1/4" x 6-1/2" strap. For use with Meritor air disc brakes.
	R810306	Drive Axle	Strap	427-10554	1-1/4" x 4-3/4" strap. For use with Kenworth 8 air bag drive axle brakes.
	R810300	Drive Axle, Transit	Strap	427-10553K	Angled 1-1/4" x 7" strap
	R810309	Transit	Strap	427-10579	1-3/4" x 4-1/2" strap
	R810315	Transit	Strap	427-10517	1-1/4" x 5-1/2" strap.
	R810312	Transit	Stud	427-10517	

# SECTION 2

## INDEX

<b>Wheel End Parts</b>	<b>Page</b>
Assortments and Display Boards.....	2-31
Brake Drum Attaching Screw.....	2-15
Disc Wheel Nuts .....	2-2
Drive Flange Nuts .....	2-14
Drive Flange Studs .....	2-13
Drive Flange Wedges .....	2-14
Drum Bolt Assemblies.....	2-15
Inner Cap Nuts.....	2-1
Rim Clamps .....	2-17
Spindle Hardware - Drive Axle.....	2-24
Spindle Hardware - Steering Axle.....	2-20
Spoke Wheel and Rim Bolts .....	2-16
Spoke Wheel and Rim Studs.....	2-15
Wheel End Display Rack .....	2-32
Wheel Nuts .....	2-3





## MERITOR WHEEL STUD IDENTIFICATION CHART





Also available from Meritor is the Wheel Stud Identification Chart which shows all the of the wheel studs offered by Meritor. This stud chart, under part number **TP-9613-P**, features 34 pages of life size pictures of the actual studs.

# INNER CAP NUTS

## FOR DUAL MOUNTED STEEL AND STEEL/ALUMINUM WHEELS

O.E. STANDARD FOR DUAL STEEL WHEELS  	PART NO.	OUTER THREAD SIZE	INNER THREAD SIZE	INNER THREAD MIN. DEPTH	OUTER OVERALL LENGTH	COMMENTS
	R007895L	1-1/8"-16	3/4"-16	1-1/4"	2-1/4"	Through hardened. Zinc dichromate plating.
R007895R						
O.E. STANDARD FOR STEEL INNER AND ALUMINUM OUTER WHEELS  	R007896L				2-9/16"	Through hardened.
	R007896R					
O.E. STANDARD FOR OFF-HIGHWAY APPLICATIONS  	R007898L	1-5/16"-12	15/16"-12	1-7/8"	3"	Through hardened. Zinc dichromate plating.
	R007898R					
O.E. STANDARD FOR STEEL INNER AND ALUMINUM OUTER WHEELS  	R007897L	1-1/8"-16	3/4"-16		3-1/16"	Through hardened.
	R007897R					








## FOR DUAL MOUNTED ALUMINUM WHEELS

O.E. STANDARD WITH FULL INNER THREADS FOR APPLICATIONS REQUIRING MAXIMUM THREAD ENGAGEMENT  	PART NO.	OUTER THREAD SIZE	INNER THREAD SIZE	INNER THREAD MIN. DEPTH	OUTER OVERALL LENGTH	COMMENTS
	R005978L	1-1/8"-16	3/4"-16	1-15/16"	3-3/32"	Through hardened.
R005978R						
O.E. STANDARD FOR DUAL ALUMINUM WHEEL APPLICATION  	R005988L					Through hardened. 1/4" x 13/16" counterbore.
	R005988R					

Zinc Clear Chromate plating unless otherwise stated.


# DISC WHEEL NUTS

## CAP NUTS FOR SINGLE & DUAL MOUNTED WHEELS

	PART NO.	THREAD	HEX	HIGH	COMMENTS
	R004976R	9/16"-18	1"	11/16"	
	R009012L		1-1/16"	21/32"	
	R009012R				
	R004979R	5/8"-18	1"	5/8"	
	R004975R			11/16"	
	R005652L	3/4"-16	1-1/2"	7/8"	Zinc dichromate plating.
	R005652R				
	R005554L			1"	
	R005554R				
	R005995L			1-3/8"	
	R005995R				
	R005977L	1-1/8"-16		7/8"	Through hardened. Zinc dichromate plating.
	R005977R				
	R005996L			1"	
	R005996R				
	R0010254L	M30x1.5	41mm		For use with R003130L metric inner cap nut.
	R0010254R				For use with R003130R metric inner cap nut.





# DISC WHEEL NUTS

## FLANGED CAP NUTS FOR SINGLE & DUAL MOUNTED WHEELS


	PART NO.	THREAD	HEX	HIGH	COMMENTS
	R005579L	1-1/8"-16	1-1/2"	1-7/64"	2" Flange dia.
R005579R					

2

## FLANGED CAP NUTS


	PART NO.	THREAD	HEX	HIGH	COMMENTS
	R0010234	9/16"-18	1-1/16"	1-31/32"	2 pc. flanged nut.
	R005892	9/16"-18	7/8"	5/8"	1-7/32" Flange dia. 1 pc. flanged nut.
	R009022R	5/8"-18	1-1/8"	1-1/16"	Dodge and Navistar. 1-5/8" Flange dia. 1 pc. flanged nut.
	R005734	11/16"-16	1-1/8"	1-1/16"	1 pc. flanged nut. Use R005683 stud on front. Use R005682 stud on rear.
	R005704	3/4"-16	1-1/8"	1-1/16"	2 pc. flanged nut. Use with R005703 stud.
	R009021	7/8"-14	1-5/16" (33mm)	7/8" (22mm)	General Motors Bus. 1-13/16" (46mm) Flange dia. 2 pc. flanged nut.
	R0010235	M20x1.5	1-3/16" (30mm)	1-1/16" (27mm)	Teflon coated. 2 pc. flanged nut.
	R005991	M22x1.5	1-1/2" (38.1mm)	1-3/8" (35mm)	2" (51mm) Flange dia. For motor wheel WHD-8 (8 Stud). Hub piloted wheel system. 2 pc. flanged nut.
	R006000A	M22x1.5	1-9/32" (33mm)	1-7/32" (31mm)	Teflon Coated For Budd Uni-Mount-10 (10 Stud) Hub Piloted Wheel . 1-13/16" (46mm) Flange dia. 2 pc. flanged nut.
	R009020	M22x1.5	1-9/32" (33mm)	1-1/32" (26mm)	Alcoa hub piloted wheels. 1-13/16" (46mm) Flange dia. 2 pc. flanged nut.

## CONE LOCK NUTS (2 Piece Flanged Nut)


	PART NO.	THREAD	HEX	HIGH	COMMENTS
	R005708	3/4"-16	1-3/16"	1-1/8"	2" Flange dia.
	R005710	7/8"-14	1-1/2"	29/32"	
	R005711	7/8"-14	1-1/2"	1-3/8"	

# WHEEL NUTS

## BACK NUTS


	GRADE C	PART NO.	THREAD	HEX	HIGH	COMMENTS
		R004961A	3/4"-16	1-1/8"	5/8"	Heat treated.
		R301835	7/8"-14	1-1/4"	49/64"	
		R001828	1"-14	1-1/2"	7/8"	

## FLAT WHEEL NUTS

	PART NO.	THREAD	HEX	HIGH	COMMENTS
	R005007	1/2"-20	7/8"	1/2"	

# WHEEL NUTS

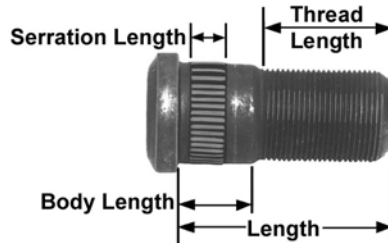
## FLAT WHEEL NUTS

	PART NO.	THREAD	HEX	HIGH	COMMENTS
	R004962	5/8"-11	1-1/16"	5/8"	Flat face 2 sides. Grade 5
	R005008	5/8"-18	15/16"	23/32"	
	R004963	3/4"-10	1-1/4"	3/4"	Flat face 2 sides. Grade 5
	R007775	3/4"-10	1-1/4"	3/4"	Flat face 2 sides. Grade 8

# WHEEL STUDS

## FRONT WHEEL STUDS - Stud Body Diameter 1.220

### GRADE 8




### 1-1/8"-16 Thread

PART NO.	LENGTH	BODY LENGTH	THREAD LENGTH	SERRATION LENGTH
R005750L	3"	1-3/8"	1-5/8"	1"
R005750R				
R005899L	3-5/32"	1-5/16"	1-17/32"	3/8"
R005899R				
R005898L	3-3/16"	1-3/8"	1-13/16"	1"
R005898R				
R008996L	3-1/4"	3/4"	2-1/4"	9/16"
R008996R				
R009001L	3-15/32"	7/8"	1-29/64"	7/16"
R009001R				
R008972L	3-1/2"	1-3/16"	2-1/32"	3/4"
R008972R				
R008966L	3-9/16"	1-9/16"	1-23/32"	1/2"
R008966R				
R008995L		1-7/16"	1-3/4"	1-1/16"
R008995R				
R005868L	3-5/8"	1-13/16"	1-13/16"	3/4"
R005868R				
R008985L	3-13/16"	1-3/16"	2-1/2"	
R008985R				
R008990L	4"	1-5/16"	1-13/16"	
R008990R				

## FRONT WHEEL STUDS - Stud Body Diameter 1.220 - For Aluminum Disc Wheels

### GRADE 8




### 1-1/8"-16 Thread

PART NO.	LENGTH	BODY LENGTH	THREAD LENGTH	SERRATION LENGTH
R001607L	2-29/32"	1-3/8"	1-7/32"	1"
R001607R				
R0010227L	3-3/32"	1-5/32"	1-15/32"	1/2"
R0010227R				

# WHEEL STUDS

FRONT WHEEL STUDS - Stud Body Diameter 1.220 - For Aluminum Disc Wheels

**GRADE 8**

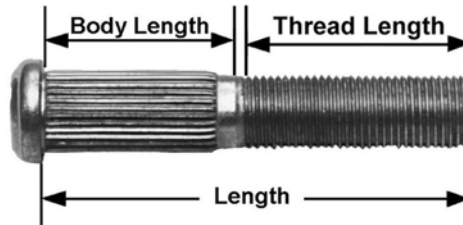


**1-1/8"-16 Thread**

PART NO.	LENGTH	BODY LENGTH	THREAD LENGTH	SERRATION LENGTH
R0010226L	3-13/32"	1-17/32"	1-15/32"	1/2"
R0010226R				
R0010228L	3-9/16"	1-5/32"	1-15/16"	
R0010228R				
R001623L	3-3/4"	1-3/8"	2-1/2"	7/16"
R001623R		1-7/32"	2-1/4"	9/16"
R005982L				
R005982R				
R005985L	3-25/32"	1-3/8"	1-7/16"	1"
R005985R				
R0010225L	3-7/8"	1-17/32"	1-29/32"	1/2"
R0010225R				

SERRATED WHEEL STUDS - Stud Body Diameter .630

**GRADE 8**

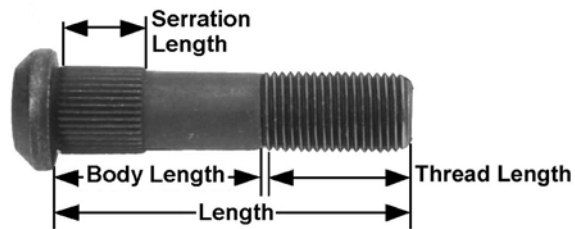


**5/8"-18 Thread**

PART NO.	LENGTH	BODY LENGTH	THREAD LENGTH
R0010229	2-15/16"	3/4"	1-1/4"
R001905	3-3/16"	1"	1-1/2"

SERRATED WHEEL STUDS - Stud Body Diameter .745

**GRADE 8**



**3/4"-16 Thread**

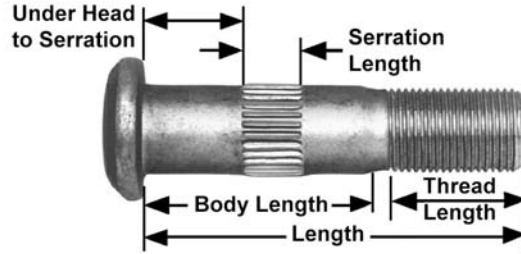
PART NO.	LENGTH	BODY LENGTH	THREAD LENGTH	SERRATION LENGTH
R008994L	2-1/2"	1-5/32"	1-1/4"	29/32"
R008994R				
R008992L	2-31/32"	1-19/32"	1-3/16"	15/16"
R008992R				
R008993L	3-1/4"	1-7/8"	1-5/32"	1-1/8"
R008993R				



# WHEEL STUDS

## SERRATED WHEEL STUDS - Stud Body Diameter .784

**GRADE 8**

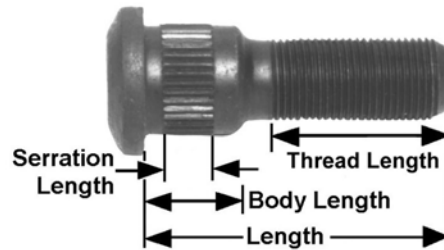


**3/4"-16 Thread**

PART NO.	LENGTH	BODY LENGTH	THREAD LENGTH	SERRATION LENGTH
R0010202L	2-1/2"	3/4"	1-1/2"	1/2"
R0010202R				
R0010203L	2-33/64"	1-11/32"	1"	
R0010203R				
R008983L	2-11/16"	31/32"	1-11/32"	
R008983R				
R008969L	2-15/16"	1-5/16"	1-13/32"	
R008969R				
R0010206L	3"	1-21/32"	1-1/4"	
R0010206R				
R008982L	3-1/8"	1-11/32"	1-19/32"	
R008982R				
R0010209L	3-5/32"	1-7/16"	1-1/2"	
R0010209R				
R008968L	3-3/16"	31/32"	1-5/8"	
R008968R				
R001124L	3-1/4"	1-3/4"	1-3/8"	
R001124R				
R0010208L	3-11/32"	1-7/16"	1-5/8"	
R0010208R				
R008979L		1-9/32"	1-27/32"	
R008979R				
R0010210L	3-25/32"	1-7/16"	2"	
R0010210R				

## SERRATED WHEEL STUDS - Stud Body Diameter .974

**GRADE 8**



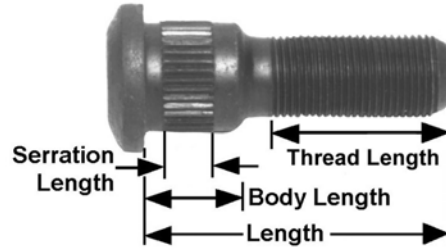
**3/4"-16 Thread**

PART NO.	LENGTH	BODY LENGTH	THREAD LENGTH	SERRATION LENGTH		
R005718L	2-13/32"	3/4"	1-1/8"	1/2"		
R005718R						
R005719L	2-19/32"		1-9/32"			
R005719R						
R005900L	2-11/16"		1-5/8"			
R005900R						
R005720L	2-3/4"		1-15/32"			
R005720R						
R005987L	2-15/16"		1-1/4"		1-1/4"	1"
R005987R						
R005871L	3-1/8"	1-3/8"				
R005871R						

# WHEEL STUDS

SERRATED WHEEL STUDS - Stud Body Diameter .974

**GRADE 8**

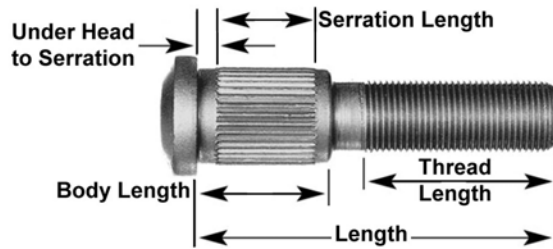


**3/4"-16 Thread**

PART NO.	LENGTH	BODY LENGTH	THREAD LENGTH	SERRATION LENGTH
R006057L	3-3/16"	1-3/16"	1-5/32"	1"
R006057R				
R005896L	3-3/8"	1-5/16"	1-1/4"	
R005896R				

DRIVE AXLE STUD - Stud Body Diameter .975 - For Aluminum Disc Wheels

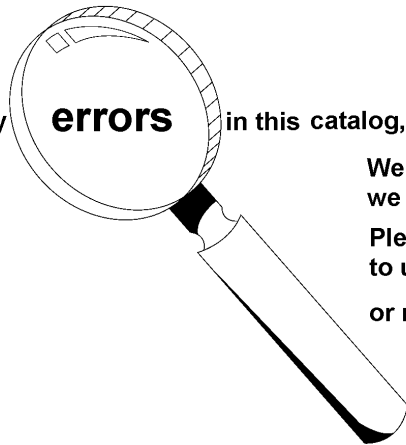
**GRADE 8**



**3/4"-16 Thread**

PART NO.	LENGTH	BODY LENGTH	THREAD LENGTH	UNDER HEAD TO SERRATION	SERRATION LENGTH
R005983L	3-3/8"	1-3/8"	2-1/4"	1/4"	1"
R005983R					

If you detect any **errors** in this catalog, please let us know.



We want the information to be as accurate as possible; we appreciate your help in making it so.

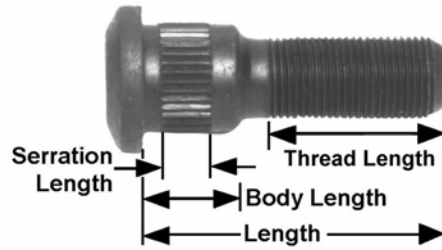
Please e-mail any comments/suggestions/corrections to us at: [catalogfeedback@meritor.com](mailto:catalogfeedback@meritor.com)

or mail to: Meritor  
 attn: Catalog Dept.  
 7975 Dixie Highway  
 Florence, KY 41042

# WHEEL STUDS

## SERRATED WHEEL STUDS

**GRADE 8**



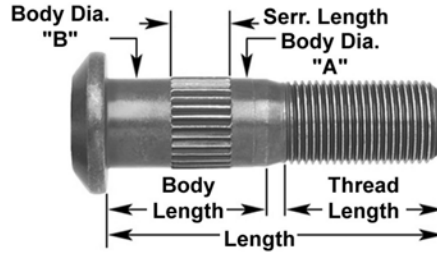
**3/4"-16 Thread**

PART NO.	THREAD DIR.	BODY DIAMETER	LENGTH	BODY LENGTH	THREAD LENGTH	SERRATION LENGTH
09-002048	LH	.890	2-1/8"	11/16"	1-1/4"	1/2"
09-002047	RH					
R009011L	LH	.780	2-3/8"	7/8"	1-1/16"	
R009011R	RH					
09-869702	LH			1"		
09-869701	RH					
09-002211	LH	.890	2-27/64"		1-1/4"	
09-002210	RH					
R005911L	LH	.974	2-9/16"	15/16"		7/16"
R005911R	RH					
09-001255	LH	.790		1-5/64"		1/2"
09-001254	RH					
09-001966	LH		2-21/32"	7/8"	1-11/32"	
09-001965	RH					
09-002205	LH	.890	2-11/16"	1-1/8"	1-3/8"	3/8"
09-002204	RH					
09-001651	LH	.780	2-3/4"	1-3/8"	1-13/64"	1/2"
09-001650	RH					
R005721L	LH	.974	2-13/16"	1-3/16"	1-3/16"	9/16"
R005721R	RH					
09-001653	LH	.782	2-7/8"	1"	1-3/4"	1/2"
09-001652	RH					
R008958L	LH	.770		1-1/2"	1-3/16"	
R008958R	RH					
09-001615	LH	.782	2-15/16"	1-1/16"	1-3/4"	
09-001614	RH					
R005910L	LH	.974	3-1/8"	13/16"	1-5/16"	7/16"
R005910R	RH					
09-001540	LH	.780		1-21/32"		1/2"
09-001539	RH					
R009524L	LH	.974	3-3/16"	25/32"	1-19/32"	
R009524R	RH					
R009525L	LH		3-11/32"		1-27/32"	
R009525R	RH					
R005909L	LH			1-13/16"	1-1/16"	
R005909R	RH					
09-001485	LH	.778	3-3/8"	1-9/32"	1-15/16"	
09-001484	RH					
R008978L	LH	.784	3-13/32"	1-29/32"	1-7/32"	
R008978R	RH					
R008957L	LH	.780	3-1/2"	1-25/32"	1-9/32"	
R008957R	RH					
09-001764	LH	.975	3-27/32"	1-13/64"	1-5/16"	9/16"
09-001763	RH					
R008954L	LH	.780		2-11/32"	1-15/64"	1/2"
R008954R	RH					
R008977L	LH	.784	3-7/8"	2-1/16"	1-11/16"	
R008977R	RH					
R005722L	LH	.974	4"	2-7/16"	1-3/16"	1"
R005722R	RH					

# WHEEL STUDS

## SERRATED WHEEL STUDS

**GRADE 8**



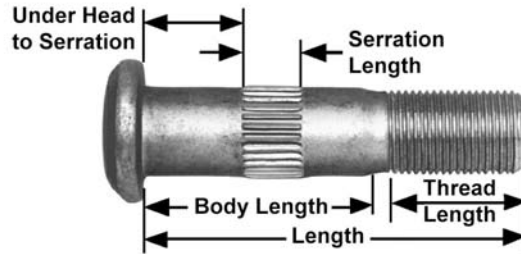
**3/4"-16 Thread**

PART NO.	THREAD DIR.	BODY DIAMETER		LENGTH	BODY LENGTH	THREAD LENGTH	SERRATION LENGTH
		"A"	"B"				
09-001998	LH	.890	.940	2-3/8"	57/64"	1-1/4"	1/2"
09-001997	RH						
09-001983	LH	.875	.939	2-35/64"	1"	1-15/64"	3/4"
09-001982	RH						
09-001556	LH	.890	.975	2-5/8"	1-3/32"	1-5/32"	7/16"
09-001555	RH						
09-002050	LH	.780	.940	2-49/64"	1-1/8"	1-1/8"	1/2"
09-002049	RH						
09-001526	LH	.890	.790	2-5/8"	1-9/64"	1-3/8"	3/4"
09-001525	RH						
09-001992	LH	.779	.939	2-5/8"	57/64"	1-3/8"	7/16"
09-001991	RH						
09-001911	LH	.777	.784	2-31/32"	1-1/64"	1-1/16"	1/2"
09-001910	RH						
09-002086	LH	.890	.939	2-53/64"	7/8"	1-39/64"	3/4"
09-002085	RH						
09-001985	LH	.786	.786	3-3/8"	1"	1-11/16"	7/16"
09-001984	RH						
R009003L	LH	.890	.939	3-3/8"	1-5/16"	1-19/32"	7/16"
R009003R	RH						
R008947L	LH	.786	.786	3-3/8"	1-3/8"	1-1/16"	1/2"
R008947R	RH						
09-001996	LH	.890	.939	3-3/64"	57/64"	1-51/64"	7/16"
09-001995	RH						
R009008L	LH	.786	.786	3-3/8"	1-13/32"	1-21/32"	7/16"
R009008R	RH						

# WHEEL STUDS

SERRATED WHEEL STUDS - Stud Body Diameter .784

**GRADE 8**




**3/4"-16 Thread**

PART NO.	LENGTH	BODY LENGTH	UNDER HEAD TO SERRATION	THREAD LENGTH	SERRATION LENGTH	APPLICATION INFORMATION
R004964L	2-1/8"	3/4"	1/4"	1-1/4"	1/2"	Used on TK, TKL, RL, TL (also Eaton). With some cast drums on TK, TKL, use R004968-R/L. Used on RN, RQ, TKN.
R004964R						
R004965L	2-3/8"	1"				
R004965R						
R004966L	2-5/8"	1-1/4"	5/16"			
R004966R						
R004967L	2-7/8"	1-1/2"	1/4"			
R004967R						
R004968L			1/2"			
R004968R						
R004969L	3-1/8"	1-3/4"	9/16"			
R004969R						
R005869L	4-1/8"	2-3/4"				
R005869R						

SERRATED WHEEL STUDS WITH DRUM SHOULDER - Stud Body Diameter .784

**GRADE 8**




**3/4"-16 Thread**

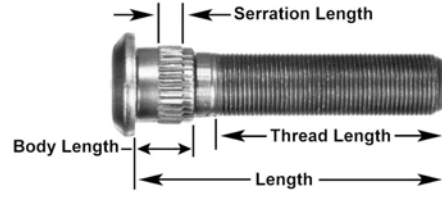
PART NO.	DRUM SHOULDER DIAMETER	LENGTH	BODY LENGTH	DRUM SHOULDER LENGTH	UNDER HEAD TO SERRATION	
R005764L	.798/.808	2-3/8"	1"	3/16"	3/8"	
R005764R						
R005870L		2-5/8"	1-1/4"		7/16"	
R005870R						
R005775		2-3/4"	1-3/8"	1/4"	1/2"	
R005776		3"	1-9/16"			
R005756L		3-3/8"		2"	5/16"	9/16"
R005756R						
R005765L					3/16"	3/8"
R005765R						
R005757L		3-5/8"	2-1/4"		5/16"	9/16"
R005757R						
R005766L		3-7/8"	2-1/2"			
R005766R						

# WHEEL STUDS - METRIC

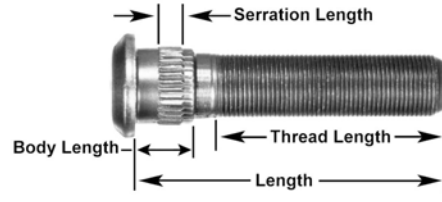
## METRIC SERRATED WHEEL STUDS - Stud Body Diameter .791

<p><b>GRADE 10.9</b></p>  <p><b>M20x1.5-6G Thread</b></p>				
PART NO.	LENGTH	THREAD LENGTH	UNDER HEAD TO FIRST THREAD	SERRATION LENGTH
09-001853	2-3/4"	2"	3/4"	3/8"
09-001990	2-59/64"	2-11/64"		
09-001811	3-11/16"	2-27/64"		
09-001855	3-7/8"	2-5/8"		
09-001964	4-11/64"	2-59/64"		

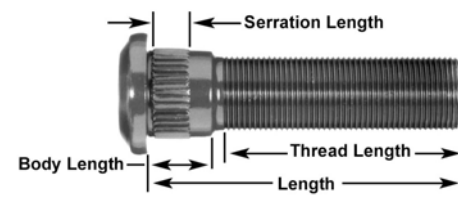
## METRIC SERRATED WHEEL STUDS - Stud Body Diameter .791

<p><b>GRADE 10.9</b></p>  <p><b>M20x1.5 Thread</b></p>				
PART NO.	LENGTH	BODY LENGTH	THREAD LENGTH	SERRATION LENGTH
09-001825	2-35/64"	27/32"	1-23/32"	3/8"
09-001826	3-7/64"	63/64"	2-1/8"	

## METRIC SERRATED WHEEL STUDS - Stud Body Diameter .890


<p><b>GRADE 10.9</b></p>  <p><b>M22x1.5 Thread</b></p>				
PART NO.	LENGTH	BODY LENGTH	THREAD LENGTH	SERRATION LENGTH
09-001958	2-3/4"	51/64"	1-21/32"	3/8"
09-002013	2-13/16"	7/8"	1-11/16"	
09-001988	3-11/32"	7/8"	2-15/64"	
09-002002	3-39/64"	7/8"	2-43/64"	
09-001989	3-23/32"	7/8"	2-9/16"	
09-002001	3-27/32"	7/8"	2-11/16"	
09-002005	3-27/32"	1-1/8"	2-5/8"	
09-001727	3-7/8"	7/8"	2-3/4"	
09-002004	4-11/64"	7/8"	3-1/64"	
09-001728	4-5/16"	7/8"	3-3/16"	
09-002003	4-25/32"	13/16"	3-27/32"	

## METRIC SERRATED WHEEL STUDS - Stud Body Diameter .901

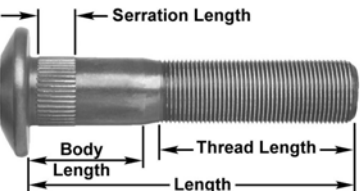
<p><b>GRADE 10.9</b></p>  <p><b>M22x1.5 Thread</b></p>				
PART NO.	LENGTH	BODY LENGTH	THREAD LENGTH	SERRATION LENGTH
09-002184	2-61/64"	7/8"	1-49/64"	3/8"
R005998	3-3/16"		2"	13/32"

# WHEEL STUDS - METRIC

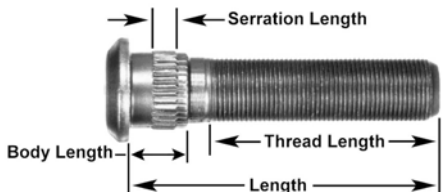
## METRIC SERRATED WHEEL STUDS - Stud Body Diameter .901

<p><b>GRADE 10.9</b></p>  <p><b>M22x1.5 Thread</b></p>				
PART NO.	LENGTH	BODY LENGTH	THREAD LENGTH	SERRATION LENGTH
R005997	3-21/32"	7/8"	2-29/64"	13/32"
R005999	4-9/16"		3-13/32"	

## METRIC SERRATED WHEEL STUDS - Stud Body Diameter .910

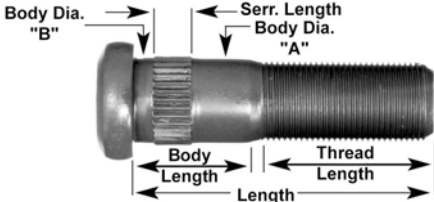
<p><b>GRADE 10.9</b></p>  <p><b>M22x1.5 Thread</b></p>				
PART NO.	LENGTH	BODY LENGTH	THREAD LENGTH	SERRATION LENGTH
R0010222	3-21/32"	1-7/32"	2-3/32"	1/2"
R0010218	3-31/32"	1-9/16"	2-1/16"	
R0010215	4-3/32"	1-1/16"	2-11/32"	
R0010219	4-15/32"	1-9/16"	2-9/16"	
R0010216	4-19/32"	1-1/16"	2-27/32"	
R0010217	4-31/32"	1-1/16"	3-7/32"	
R0010220	4-31/32"	1-9/16"	3-1/16"	
R0010221	5-11/32"	1-9/16"	3-7/16"	

## METRIC SERRATED WHEEL STUDS - Stud Body Diameter .975

<p><b>GRADE 10.9</b></p>  <p><b>M20x1.5 Thread</b></p>				
PART NO.	LENGTH	BODY LENGTH	THREAD LENGTH	SERRATION LENGTH
R0010242	2-29/32"	23/32"	1-21/32"	3/8"
R0010675	3-1/2"	11/16"	2-1/2"	1/2"
R006036	3-1/2"	23/32"	2-1/4"	3/8"
R008988	3-11/16"	7/8"	2-11/32"	1/2"
R006035	3-15/16"	23/32"	2-11/16"	3/8"
R008981	4"	7/8"	2-29/32"	1/2"
R0010676	4-1/4"	11/16"	3-1/4"	1/2"
R009526	4-5/16"	23/32"	3-1/16"	3/8"
R006034	4-13/16"	23/32"	3-17/32"	3/8"
R008980	5-3/32"	7/8"	3-3/4"	1/2"
R008987	5-3/16"	1-1/16"	3-23/32"	1/2"

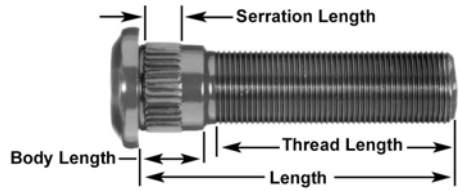
# WHEEL STUDS - METRIC

## METRIC SERRATED WHEEL STUDS

<p><b>GRADE 10.9</b></p>  <p><b>M22x1.5 Thread</b></p>						
	STUD BODY DIA.					
PART NO.	A	B	LENGTH	BODY LENGTH	THREAD LENGTH	SERRATION LENGTH
R008960	.982	1.02	3-7/16"	2"	1"	1/2"


2

## METRIC SERRATED WHEEL STUDS - Stud Body Diameter 1.22

<p><b>GRADE 10.9</b></p>  <p><b>M22x1.5 Thread</b></p>				
PART NO.	LENGTH	BODY LENGTH	THREAD LENGTH	SERRATION LENGTH
R008986	4-33/64"	1"	2-5/8"	7/16"

# DRIVE FLANGE STUDS

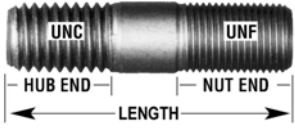
## BUDD, DAYTON, GUNITE, MERITOR

<p><b>GRADE 8</b></p> 				HUB END		NUT END	
	PART NO.	BODY DIA.	LENGTH	THREAD	THREAD LENGTH	THREAD	THREAD LENGTH
R005796	7/16"	2-1/4"	7/16"-14	21/32"	7/16"-20	45/64"	
R005798	1/2"	2-3/8"	1/2"-13	3/4"	1/2"-20	13/16"	
R005799	1/2"	2-1/2"	1/2"-13	3/4"	1/2"-20	13/16"	
R005944	9/16"	2-1/2"	9/16"-12	15/16"	9/16"-18	7/8"	
08-205373	9/16"	2-1/2"	9/16"-12	1"	9/16"-18	29/32"	
R005946	5/8"	2-1/2"	5/8"-11	15/16"	5/8"-18	1"	
R005800	5/8"	2-3/4"	5/8"-11	1"	5/8"-18	1"	
08-205435	1/2"	2-7/8"	1/2"-13	53/64"	1/2"-20	63/64"	
R005947	5/8"	2-7/8"	5/8"-11	1"	5/8"-18	1"	
08-007591	5/8"	2-7/8"	5/8"-11	1-5/32"	5/8"-18	1-1/8"	
08-205575	9/16"	2-59/64"	9/16"-12	1-1/4"	9/16"-18	1"	
R005954	5/8"	2-15/16"	5/8"-11	13/16"	5/8"-18	1-3/16"	
08-205740	5/8"	2-15/16"	5/8"-11	55/64"	5/8"-11	1-3/8"	
08-205833	5/8"	3.03	5/8"-11	31/32"	5/8"-18	1-23/64"	
08-205741	1/2"	3-1/32"	1/2"-13	1"	1/2"-13	1"	
R005801	5/8"	3-1/16"	5/8"-11	1-3/16"	5/8"-18	1-1/16"	
08-205967	5/8"	3-1/4"	5/8"-11	15/16"	5/8"-18	63/64"	
R005949	5/8"	3-1/4"	5/8"-11	15/16"	5/8"-18	1"	
R005955	3/4"	3-5/16"	3/4"-10	1-3/64"	3/4"-16	1-7/16"	
08-205879	3/4"	3-5/16"	3/4"-10	1-3/64"	3/4"-16	1-17/32"	
R005872	5/8"	3-11/16"	5/8"-11	1-9/16"	5/8"-18	1-1/8"	
R004960	3/4"	3-3/4"	3/4"-10	1-1/8"	3/4"-16	1-9/16"	



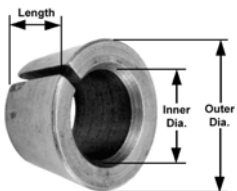
# DRIVE FLANGE STUDS

## DRIVE FLANGE & GENERAL PURPOSE STUDS


GRADE 8 	PART NO.	BODY DIA.	LENGTH	HUB END		NUT END	
				THREAD	THREAD LENGTH	THREAD	THREAD LENGTH
				R004942	1/2"	2"	1/2"-13
R004944	1/2"	2-1/2"	1/2"-13	3/4"	1/2"-20	1-1/8"	
R004948	9/16"	2-1/2"	9/16"-12	1"	9/16"-18	1-7/16"	
R004951	5/8"	2-5/8"	5/8"-11	15/16"	5/8"-18	1-1/4"	
R005702	5/8"	2-5/8"	5/8"-11	1-1/16"	5/8"-18	1"	
R004945	1/2"	2-3/4"	1/2"-13	3/4"	1/2"-20	1-5/8"	
R004949	9/16"	2-3/4"	9/16"-12	15/16"	9/16"-18	1-1/2"	
R004946	1/2"	3"	1/2"-13	11/16"	1/2"-20	2"	
R004952	5/8"	3"	5/8"-11	15/16"	5/8"-18	1-3/4"	
R004950	9/16"	3-1/4"	9/16"-12	15/16"	9/16"-18	1-15/16"	
R004947	1/2"	3-1/2"	1/2"-13	15/16"	1/2"-20	2-1/4"	
R004953	5/8"	3-1/2"	5/8"-11	13/16"	5/8"-18	2-1/4"	

## DRIVE FLANGE WEDGES

### DRIVE FLANGE WEDGE (Plated)


	PART NO.	INNER DIAMETER	OUTER DIAMETER	LENGTH
	R005952	7/16"	11/16"	13/32"
R005736	7/16"	3/4"	5/16"	
R005737 <sup>1</sup>	7/16"	3/4"	13/32"	
R005738	7/16"	13/16"	11/32"	
R005739	1/2"	13/16"	5/16"	
R005740 <sup>1</sup>	1/2"	13/16"	13/32"	
R005957	1/2"	7/8"	15/32"	
R005742	9/16"	7/8"	3/8"	
R005743	5/8"	1"	15/32"	
R005960 <sup>1</sup>	5/8"	1"	9/16"	
R007224	3/4"	1-1/8"	1/2"	

## DRIVE FLANGE NUTS

	PART NO.	THREAD	HEX	HEIGHT
	R005032	1/2"-20	3/4"	7/16"
R005962	1/2"-20	3/4"	9/16"	
R005963	9/16"-18	7/8"	31/64"	
R005961	9/16"-20	11/16"	13/32"	
R002002	5/8"-18	15/16"	35/64"	
R005964	3/4"-16	1-1/8"	5/8"	


<sup>1</sup> Solid wedge - no split.

## DRUM BOLT ASSEMBLIES

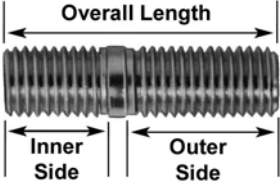
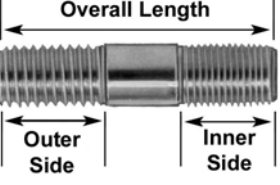
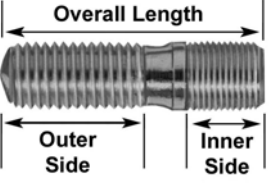

<b>GRADE 8</b> 	PART NO.	THREAD SIZE	LENGTH
	R005969	5/8"-11	2"
	R005970	5/8"-18	2"
	R009261	5/8"-18	2-1/4"
	R005971	3/4"-10	2"
	R009262	3/4"-10	2-1/4"
	R005972	3/4"-16	2"

2






## BRAKE DRUM ATTACHING SCREW

	PART NO.	THREAD	LENGTH	NOTES
	R005018	1/2"-13	1"	For Outboard Mounting

## SPOKE WHEEL & RIM STUDS

<b>GRADE 8</b> 	PART NO.	OVERALL LENGTH	OUTER		INNER	
			THREAD	LENGTH	THREAD	LENGTH
<b>GRADE 8</b> 	R004955	2-3/8"	5/8"-11	1-7/32"	5/8"-11	7/8"
	R004958	2-3/4"	5/8"-11	1-11/16"	5/8"-11	7/8"
	R005901	2-7/8"	3/4"-10	1-11/16"	3/4"-10	1"
	R004956A	3"	3/4"-10	1-3/4"	3/4"-10	1-1/16"
	R005706	3-1/8"	3/4"-10	1-29/32"	3/4"-10	1"
	R005726	3-1/4"	5/8"-11	1-7/8"	5/8"-11	7/8"
	R005727	3-1/2"	5/8"-11	1-7/8"	5/8"-11	7/8"
	R004957	3-9/16"	3/4"-10	1-5/8"	3/4"-10	1-5/8"
	R005728	3-5/8"	3/4"-10	2-5/16"	3/4"-10	1"
	R005729	4"	3/4"-10	2-11/16"	3/4"-10	1"
<b>GRADE 8</b> 	R005887	2-1/2"	9/16"-12	15/16"	9/16"-18	7/8"
<b>GRADE 8</b> 	R004987A	2-7/8"	3/4"-10	1-3/8"	3/4"-16	7/8"

## SPOKE WHEEL & RIM BOLTS

	PART NO.	THREAD	LENGTH	COMMENTS
	R005012	5/8"-11	2"	Use with R004986A nut. Clipped head, Round body
	R004989	5/8"-11	2"	Clipped head. Use with R004986A nut.
	R005712	5/8"-11	2-1/16"	Clipped head. Use with R004986A nut.
	R004990	5/8"-11	2-1/8"	Use with R004962 nut.
	R005761	3/4"-10	2-1/4"	Clipped head. Use with R005762 nut.



# MERITOR

# RIM CLAMPS

	PART NO.	HEIGHT	WIDTH	HOLE SIZE	OFFSET	
	R005927G	2"	2"	5/8"	1/2"	
	R005926G	2"	2"	3/4"	1/2"	
	R005036	2-1/2"	2-1/16"	5/8"	5/8"	
	PART NO.	HEIGHT	WIDTH	HOLE SIZE	OFFSET	
	R005746	2-5/8"	3-1/8"	5/8"	1/4"	
	PART NO.	HEIGHT	WIDTH	HOLE SIZE	OFFSET	
	R005838G	2-13/16"	2-5/8"	3/4"	1/4"	
	PART NO.	HEIGHT	WIDTH	HOLE SIZE	OFFSET	SPACER WIDTH
	R005839	2-13/32"	2-7/8"	5/8"	2"	3"
	R005785G	2-13/32"	2-7/8"	3/4"	1-7/8"	3-3/8"
	R005055	2-1/2"	2-5/8"	3/4"	1-3/4"	3-5/8"
	R005570	2-1/2"	2-13/16"	5/8"	1"	4"
	R005045	2-1/2"	2-13/16"	5/8"	1-3/8"	3-5/8"
	R005044	2-1/2"	2-7/8"	5/8"	1-5/8"	3-3/8"
	R005571AG	2-1/2"	2-7/8"	3/4"	1-1/8"	4"
	R005784G	2-1/2"	2-7/8"	3/4"	1-1/4"	4"
	R005040AG	2-1/2"	2-7/8"	3/4"	1-1/2"	3-5/8"
R005572AG	2-1/2"	2-7/8"	3/4"	1-3/4"	3-3/8"	
	PART NO.	HEIGHT	WIDTH	HOLE SIZE	OFFSET	SPACER WIDTH
	R005828G	2-7/16"	6"	3/4"	1-13/16"	3-3/8"
	R005829G	2-7/16"	6-5/8"	3/4"	1-7/16"	4"
	R005883	2-1/2"	6"	3/4"	1-5/16"	
R005827G	2-1/2"	6"	31/32"	1-1/8"		
	PART NO.	HEIGHT	WIDTH	HOLE SIZE	OFFSET	SPACER WIDTH
	R005573	2-5/16"	3-9/16"	5/8"	1-1/8"	4"
	PART NO.	HEIGHT	WIDTH	HOLE SIZE	OFFSET	
	R005747	1-3/4"	2-5/16"	3/4"	1-1/16"	
	R005753	1-3/4"	2-5/16"	3/4"	1-7/16"	
	R005755	1-13/16"	2-1/4"	3/4"	1-5/16"	
	R005837	1-13/16"	2-1/4"	3/4"	1-13/16"	

# RIM CLAMPS



	PART NO.	HEIGHT	WIDTH	HOLE SIZE	OFFSET	
	R005885G	2-13/32"	2-1/2"	3/4"	1-5/16"	
	R005882	2-7/16"	2-1/2"	3/4"	7/8"	
	R005823	2-7/16"	2-1/2"	3/4"	1-1/8"	
	R005822	2-7/16"	2-1/2"	3/4"	1-1/2"	
	R005820	2-7/16"	2-1/2"	3/4"	1-5/8"	
R005821G	2-7/16"	2-1/2"	3/4"	1-7/8"		
R005783G	2-7/16"	2-1/2"	3/4"	2-3/8"		
	PART NO.	HEIGHT	WIDTH	HOLE SIZE	OFFSET	
	R005841	2"	1-7/8"	3/4"	17/32"	
	PART NO.	HEIGHT	WIDTH	HOLE SIZE	OFFSET	RIM WIDTH
	R005902G	3-5/8"	2-1/2"	3/4"	1/2"	8"
	PART NO.	HEIGHT	WIDTH	HOLE SIZE	OFFSET	
	R009023G	3-5/8"	2-1/2"	3/4"	5/8"	
	PART NO.	HEIGHT	WIDTH	HOLE SIZE	OFFSET	
	R005890	2-1/8"	2"	3/4"	1/2"	
	R005889	2-5/32"	2"	3/4"	17/32"	
	R005891	2-5/32"	2"	3/4"	3/4"	
	PART NO.	HEIGHT	WIDTH	HOLE SIZE	OFFSET	
	R009024	2-3/4"	2-5/8"	3/4"	11/32"	
	PART NO.	HEIGHT	WIDTH	HOLE SIZE	OFFSET	COMMENT
	R005754	2-1/4"	2"	5/8"	5/8"	Type 1 Front Wheel
R005974	2-11/32"	2-5/16"	3/4"	1-7/16"	Type 2 Rear Wheel	

## RIM CLAMPS


	PART NO.	HEIGHT	WIDTH	HOLE SIZE	OFFSET	SPACER WIDTH
	R005906	2-1/4"	2-1/4"	3/4"	1-5/8"	3-5/8"
	R005904A	2-3/8"	2-1/4"	3/4"	1-3/8"	4"
	R005905AG	2-3/8"	2-7/8"	3/4"	1-3/16"	4"
	PART NO.	HEIGHT	WIDTH	HOLE SIZE	OFFSET	SPACER WIDTH
	R005782	2-3/16"	2-5/8"	3/4"	1-3/4"	3-5/8"
	PART NO.	HEIGHT	WIDTH	HOLE SIZE	OFFSET	
	R005033	2-7/16"	2-7/8"	5/8"	1-1/8"	
	PART NO.	HEIGHT	WIDTH	HOLE SIZE	OFFSET	THICKNESS
	R006053	2-5/8"	2-1/2"	13/16"	5/16"	1"
	PART NO.	HEIGHT	WIDTH	HOLE SIZE	OFFSET	
	R005780	1-7/8"	1-3/4"	5/8"	1/2"	
	PART NO.	HEIGHT	WIDTH	HOLE SIZE	OFFSET	THICKNESS
	R006054G	3-13/32"	2-1/16"	3/4"	21/32"	1-1/4"
	PART NO.	HEIGHT	WIDTH	HOLE SIZE	OFFSET	SPACER WIDTH
	R005840	2-7/16"	2-13/16"	3/4"	1-1/16"	
	R005772	2-7/16"	3"	5/8"	1-1/8"	
	R005047	2-1/2"	3-1/8"	5/8"	1-1/16"	4"
	R005046	2-1/2"	3-1/8"	3/4"	1-5/32"	4"

# STEERING AXLE SPINDLE HARDWARE



## CHEVROLET & GMC F050, F055

	PART NO.	DESCRIPTION	ACROSS FLATS	THREAD SIZE	THICKNESS	WASHERS	
						O.D.	I.D.
	R004874	Washer			9/64"	2-1/2"	7/8"
	R004849	Spindle Nut	1-1/4"	7/8"-20	13/16"		



## CHEVROLET & GMC F070

	PART NO.	DESCRIPTION	ACROSS FLATS	THREAD SIZE	THICKNESS	WASHERS	
						O.D.	I.D.
	R004854	Spindle Nut	1-5/8"	1-1/8"-16	3/4"		



## CHEVROLET & GMC G30, P30, G3500

	PART NO.	DESCRIPTION	ACROSS FLATS	THREAD SIZE	THICKNESS	WASHERS	
						O.D.	I.D.
	R004879	Washer			1/8"	2-1/4"	7/8"
	R004865	Spindle Nut	1-1/4"	27/32"-20	9/16"		

## FORD 5,000 LB. FRONT AXLE

	PART NO.	DESCRIPTION	ACROSS FLATS	THREAD SIZE	THICKNESS	WASHERS	
						O.D.	I.D.
	R004867	Washer			5/32"	2-3/4"	1"
	R004859	Spindle Nut	1-7/16"	1"-14	5/8"		

## FORD 6,000 LB. FRONT AXLE

	PART NO.	DESCRIPTION	ACROSS FLATS	THREAD SIZE	THICKNESS	WASHERS	
						O.D.	I.D.
	R004869	Washer			3/16"	3"	1-1/2"
	R004861	Spindle Nut	2-1/4"	1-1/2"-18	7/8"		




# STEERING AXLE SPINDLE HARDWARE

## MACK FRONT AXLES




2

	PART NO.	DESCRIPTION	ACROSS FLATS	THREAD SIZE	THICKNESS	WASHERS	
						O.D.	I.D.
	R003502	Washer			1/8"	3"	
	R003501	Spindle Nut	2-5/8"	1-5/8"-12	3/8"		

NAVISTAR 02109 (DANA FA109)            9,000 LBS.  
 NAVISTAR 02139 (DANA FA139)        12,000 LBS.  
 NAVISTAR 02309 (DANA I-90)         9,000 LBS.  
 NAVISTAR 02329 (DANA I-108)       10,800 LBS.

	PART NO.	DESCRIPTION	ACROSS FLATS	THREAD SIZE	THICKNESS	WASHERS	
						O.D.	I.D.
	R004871	Lock Washer			3/32"	3-7/16"	2-3/32"
	R006138	Washer			1/4"	3-3/4"	2-3/32"
	R004855	Inner-Outer Nut	2-7/8"	2-1/16"-16	3/8"		



NAVISTAR 02109 (DANA FA109)            9,000 LBS.  
 NAVISTAR 02139 (DANA FA139)        12,000 LBS.  
 NAVISTAR 02309 (DANA I-90)         9,000 LBS.  
 NAVISTAR 02329 (DANA I-108)       10,800 LBS.

	PART NO.	DESCRIPTION	ACROSS FLATS	THREAD SIZE	THICKNESS	WASHERS	
						O.D.	I.D.
	R004871	Lock Washer			3/32"	3-7/16"	2-3/32"
	R006139	Washer			1/4"	4-1/8"	2-3/32"
	R004855	Inner-Outer Nut	2-7/8"	2-1/16"-16	3/8"		




# STEERING AXLE SPINDLE HARDWARE



## NAVISTAR FA48

	PART NO.	DESCRIPTION	ACROSS FLATS	THREAD SIZE	THICKNESS	WASHERS	
						O.D.	I.D.
	R004875	Washer			13/64"	2-1/8"	1"
	R004850	Spindle Nut	1-1/4"	7/8"-14	3/4"		



## NAVISTAR FA68, FA72

	PART NO.	DESCRIPTION	ACROSS FLATS	THREAD SIZE	THICKNESS	WASHERS	
						O.D.	I.D.
	R004851	Spindle Nut	1-1/2"	1"-14	7/8"		



## NAVISTAR FA70, FA89, FA91, FA98

	PART NO.	DESCRIPTION	ACROSS FLATS	THREAD SIZE	THICKNESS	WASHERS	
						O.D.	I.D.
	R004868	Washer			5/32"	2-5/8"	1-1/8"
	R004853	Spindle Nut	1-5/8"	1-1/8"-12	3/4"		

## NAVISTAR FA71, FA73, FA101



	PART NO.	DESCRIPTION	ACROSS FLATS	THREAD SIZE	THICKNESS	WASHERS	
						O.D.	I.D.
	R004870	Washer			3/4"	2-1/32"	1-1/8"
	R004852	Spindle Nut	1-5/8"	1-1/8"-12	1/2"		

## MERITOR FD-900, FD-901, FE-900, FF-901, FF931 AXLES




	PART NO.	DESCRIPTION	ACROSS FLATS	THREAD SIZE	THICKNESS	WASHERS	
						O.D.	I.D.
	R002298	Washer			3/64"	3"	1-33/64"
	R002297	Lock Washer			3/16"	2-3/4"	1-17/32"

# STEERING AXLE SPINDLE HARDWARE





## MERITOR FD-900, FD-901, FE-900, FF-901, FF931 AXLES

	PART NO.	DESCRIPTION	ACROSS FLATS	THREAD SIZE	THICKNESS	WASHERS	
						O.D.	I.D.
	R002296	Outer Nut	2-1/4"	1-1/2"-12	7/16"		
	R002299	Inner Nut	2-5/8"	1-1/2"-12	3/8"		


## MERITOR FE-970 AND "E" SERIES DRIVE AXLES

	PART NO.	DESCRIPTION	ACROSS FLATS	THREAD SIZE	THICKNESS	WASHERS	
						O.D.	I.D.
	R002301	Lock Ring			1/16"	3-5/16"	2-1/4"
	R002302	Flat Washer			1/4"	4-5/16"	2-1/4"
	R002300	Nut	2-7/8"	2-1/4"-16	5/16"		

## MERITOR FG-900 AXLE




	PART NO.	DESCRIPTION	ACROSS FLATS	THREAD SIZE	THICKNESS	WASHERS	
						O.D.	I.D.
	R002659 <sup>4</sup>	Flat Washer			1/32"	3-1/4"	1-25/32"
	R002660 <sup>4</sup>	Lock Ring			7/32"	3"	1-25/32"
	R003510	Inner Nut		1-3/4"-12	1/2"	3-5/16"	
	R002658 <sup>4</sup>	Nut	2-1/2"	1-3/4"-12	11/16"		

## MERITOR 16,000 LB. AXLE






	PART NO.	DESCRIPTION	ACROSS FLATS	THREAD SIZE	THICKNESS	WASHERS	
						O.D.	I.D.
	R002659 <sup>4</sup>	Flat Washer			1/32"	3-1/4"	1-25/32"

## STEERING AXLE SPINDLE HARDWARE

### MERITOR 16,000 LB. AXLE



	PART NO.	DESCRIPTION	ACROSS FLATS	THREAD SIZE	THICKNESS	WASHERS	
						O.D.	I.D.
	R002660 <sup>4</sup>	Lock Ring			7/32"	3"	1-25/32"
	R002658 <sup>4</sup>	Nut	2-1/2"	1-3/4"-12	11/16"		
	1227-S-1527 <sup>4</sup>	Nut - Inner	3-7/8"	1-3/4"-12	1/2"		

### MERITOR FH-901, FL-901, FL-931 AXLES

	PART NO.	DESCRIPTION	ACROSS FLATS	THREAD SIZE	THICKNESS	WASHERS	
						O.D.	I.D.
	R002659 <sup>4</sup>	Flat Washer			1/32"	3-1/4"	1-25/32"
	R002660 <sup>4</sup>	Lock Ring			7/32"	3"	1-25/32"
	R002663	Flat Washer			1/4"	4-1/8"	1-25/32"
	R002658 <sup>4</sup>	Nut	2-1/2"	1-3/4"-12	11/16"		
	1227-S-1527 <sup>4</sup>	Nut - Inner	3-7/8"	1-3/4"-12	1/2"		



## DRIVE AXLE SPINDLE HARDWARE

### CHEVROLET & GMC H150

	PART NO.	DESCRIPTION	ACROSS FLATS	THREAD SIZE	THICKNESS	WASHERS	
						O.D.	I.D.
	R004873	Washer			1/16"	3-1/8"	2-1/8"
	R004856	Spindle Nut	2-7/8"	2-1/8"-16	3/8"		




# DRIVE AXLE SPINDLE HARDWARE

## CHEVROLET & GMC T150 & T170




	PART NO.	DESCRIPTION	ACROSS FLATS	THREAD SIZE	THICKNESS	WASHERS	
						O.D.	I.D.
	R004876	Lock Washer			3/8"	3-7/8"	2-1/2"
	R004858	Spindle Nut	3-5/8"	2-1/2"-16	3/8"		

2



## EATON 32M-MR, -34M, -MF, 34D-DT-RT, 17800-17801 SERIES AXLES

	PART NO.	DESCRIPTION	ACROSS FLATS	THREAD SIZE	THICKNESS	WASHERS	
						O.D.	I.D.
	R002461	Lock Washer			1/8"	4"	2-5/8"
	R002462	Outer Nut	3-7/16"	2-5/8"-12	15/32"		
	R002460	Spindle Nut	3-1/2"	2-5/8"-12	1"		

## EATON 38R3, RP-RT, 42R3-RP-RT, 18800, 18801-02-03 SERIES AXLES




	PART NO.	DESCRIPTION	ACROSS FLATS	THREAD SIZE	THICKNESS	WASHERS	
						O.D.	I.D.
	R002464	Lock Washer			1/8"	4-1/2"	3"
	R002465	Spindle Nut	3-13/16"	3"-12	3/8"		
	R002463	Spindle Nut	3-13/16"	3"-12	1"		

## EATON 32M-MR, -34M, -MF, 34D-DT-RT, 17800-17801 SERIES AXLES


	PART NO.	DESCRIPTION	ACROSS FLATS	THREAD SIZE	THICKNESS	WASHERS	
						O.D.	I.D.
	R002467	Lock Washer			1/8"	4-3/4"	3-1/4"
	R002468	Inner Nut	4-1/8"	3-1/4"-12	1/2"		

# DRIVE AXLE SPINDLE HARDWARE





## FORD 15,000 LB. REAR AXLE

	PART NO.	DESCRIPTION	ACROSS FLATS	THREAD SIZE	THICKNESS	WASHERS	
						O.D.	I.D.
	R004878	Lock Washer			1/16"	3"	2"
	R004862	Spindle Nut	2-9/16"	2"-16	5/16"		
	R004863	Outer Nut	2-9/16"	2"-16	2-1/32"		



## FORD 17,500 LB. REAR AXLE

	PART NO.	DESCRIPTION	ACROSS FLATS	THREAD SIZE	THICKNESS	WASHERS	
						O.D.	I.D.
	R004864	Spindle Nut	3-1/2"	2-1/2"-16	3/8"		

## FORD 18,000 LB. REAR AXLE

	PART NO.	DESCRIPTION	ACROSS FLATS	THREAD SIZE	THICKNESS	WASHERS	
						O.D.	I.D.
	R002461	Lock Washer			1/8"	4"	2-5/8"
	R000573 <sup>2</sup>	Lock Washer			1/4"	3-15/16"	2-41/64"
	R002462	Outer Nut	3-7/16"	2-5/8"-12	15/32"		
	R006142	Nut	3-1/2"	2-5/8"-12	3/8"		


## MACK 50,000 LB.

	PART NO.	DESCRIPTION	ACROSS FLATS	THREAD SIZE	THICKNESS	WASHERS	
						O.D.	I.D.
	R002304	Lock Washer			7/32"	4-11/32"	3-9/32"
	R002303	Inner Nut	4"	3-1/4"-12	3/8"		

<sup>2</sup> Includes set screw 1199-K-3859.





## DRIVE AXLE SPINDLE HARDWARE

MACK 50,000 LB.





	PART NO.	DESCRIPTION	ACROSS FLATS	THREAD SIZE	THICKNESS	WASHERS	
						O.D.	I.D.
	R002305	Outer Nut	4"	3-1/4"-12	3/8"		

MACK 55,000, 58,000, 65,000 LB.


SW-50C, SW-55C, SW-58C, SW-65C, S-50C, S-55C, S-58C, S-65C

	PART NO.	DESCRIPTION	ACROSS FLATS	THREAD SIZE	THICKNESS	WASHERS	
						O.D.	I.D.
	R006146	Washer			1/4"	5-1/4"	3-9/16"
	R006148	Spindle Nut			1/4"	6-3/8"	4"
	R006145	Spindle Nut	5-1/4"	3-9/16"-12	1/2"		
	R006147	Washer	5-1/4"	3-9/16"-12	1/2"		

MACK SW-56C SERIES AXLE



	PART NO.	DESCRIPTION	ACROSS FLATS	THREAD SIZE	THICKNESS	WASHERS	
						O.D.	I.D.
	R003505	Washer			5/32"	4-7/16"	2-57/64"
	R006144	Washer			1/4"	4-1/8"	3-1/4"
	R003504	Spindle Nut	4-1/8"	2-7/8"-12	3/8"		
	R003506	Spindle Nut	4-1/8"	2-7/8"-12	3/8"		

MACK SW-57C SERIES AXLES



	PART NO.	DESCRIPTION	ACROSS FLATS	THREAD SIZE	THICKNESS	WASHERS	
						O.D.	I.D.
	R003508	Washer			1/4"	4-7/16"	2-61/64"

# DRIVE AXLE SPINDLE HARDWARE



## MACK SW-57C SERIES AXLES

	PART NO.	DESCRIPTION	ACROSS FLATS	THREAD SIZE	THICKNESS	WASHERS	
						O.D.	I.D.
	R003507	Spindle Nut	4-1/8"	2-15/16"-12	3/8"		
	R003509	Spindle Nut	4-1/8"	2-15/16"-12	3/8"		

NAVISTAR 14039 (INTERNATIONAL/DANA F170S) 17,000 LBS.  
 NAVISTAR 14042 (INTERNATIONAL/DANA J175S) 17,500 LBS.  
 NAVISTAR 14199 (EATON 16244) 17,500 LBS.  
 NAVISTAR 14341 (INTERNATIONAL/DANA RA341) 30,000 LBS.



	PART NO.	DESCRIPTION	ACROSS FLATS	THREAD SIZE	THICKNESS	WASHERS	
						O.D.	I.D.
	R004881	Lock Washer			1/8"	3-3/4"	2-17/32"
	R004857	Inner-Outer Nut	3-1/4"	2-1/2"-12	11/32"		

NAVISTAR 14044 (INTERNATIONAL/DANA J190S) 19,000 LBS.  
 NAVISTAR 14186 (EATON 17202/22) 19,000 LBS.  
 NAVISTAR 14351 (INTERNATIONAL/DANA G340S) 34,000 LBS.




	PART NO.	DESCRIPTION	ACROSS FLATS	THREAD SIZE	THICKNESS	WASHERS	
						O.D.	I.D.
	R004877	Lock Washer			1/8"	4-1/16"	2-5/8"
	R002462	Outer Nut	3-7/16"	2-5/8"-12	15/32"		

## DRIVE AXLE SPINDLE HARDWARE



NAVISTAR 14308 (EATON DS402P)	40,000 LBS.
NAVISTAR 14309 (EATON RT402)	40,000 LBS.
NAVISTAR 14342, 14464 (EATON DT401P)	40,000 LBS.
NAVISTAR 14311 (EATON RS460/461)	46,000 LBS.
NAVISTAR 14364 (EATON RS401)	40,000 LBS.
NAVISTAR 14493 (EATON RS341)	34,000 LBS.
NAVISTAR 14494 (EATON RS381/402)	38,000 LBS.
NAVISTAR 14277 (MERITOR U240)	29,000 LBS.
NAVISTAR 14348 (MERITOR SQHD)	38,000 LBS.
NAVISTAR 14338, 14336 (MERITOR SRDD)	44,000 LBS.
NAVISTAR 14368 (MERITOR STDD)	50,000 LBS.

	PART NO.	DESCRIPTION	ACROSS FLATS	THREAD SIZE	THICKNESS	WASHERS	
						O.D.	I.D.
	R006141	Lock Washer			1/8"	4-3/4"	3-1/4"
	1227-V-464	Wheel Bearing Nut	4-1/8"	3-1/4"-12	3/8"		

### MERITOR "F" SERIES AXLES

	PART NO.	DESCRIPTION	ACROSS FLATS	THREAD SIZE	THICKNESS	WASHERS	
						O.D.	I.D.
	R002418	Lock Washer			5/32"	3-3/4"	2-1/2"
	R002419	Nut	3-1/2"	2-1/2"-16	5/16"		
	R002417	Nut	3-1/2"	2-1/2"-16	5/16"		

### MERITOR "H" SERIES AXLES

	PART NO.	DESCRIPTION	ACROSS FLATS	THREAD SIZE	THICKNESS	WASHERS	
						O.D.	I.D.
	1229-J-4638 <sup>5</sup>	Lock Washer			3/64"	4-3/16"	2-5/8"
	1229-G-1021 <sup>5</sup>	Lock Washer			3/16"	3-3/4"	2-5/8"





<sup>5</sup> Not sold separately. Must service with KIT 2761.






# DRIVE AXLE SPINDLE HARDWARE

## MERITOR SPECIAL "H" SERIES AXLES




H-145, H-162, H-172, H-240, H-262, H-362, H-350

	PART NO.	DESCRIPTION	ACROSS FLATS	THREAD SIZE	THICKNESS	WASHERS	
						O.D.	I.D.
	1229-J-4638 <sup>5</sup>	Lock Washer			3/64"	4-3/16"	2-5/8"
	1229-G-1021 <sup>5</sup>	Lock Washer			3/16"	3-3/4"	2-5/8"
	R002462	Outer Nut	3-7/16"	2-5/8"-12	15/32"		
	R006142	Nut	3-1/2"	2-5/8"-12	3/8"		

## MERITOR "L" SERIES AXLES

	PART NO.	DESCRIPTION	ACROSS FLATS	THREAD SIZE	THICKNESS	WASHERS	
						O.D.	I.D.
	R002424	Lock Washer			3/8"	4-1/4"	3"
	R002423	Nut	4"	3"-12	3/8"		
	R002425	Nut	4"	3"-12	3/8"		

## MERITOR "Q" & "R" SERIES AXLES FOR SQHD & R170 DRIVE AXLES

	PART NO.	DESCRIPTION	ACROSS FLATS	THREAD SIZE	THICKNESS	WASHERS	
						O.D.	I.D.
	R002304	Lock Washer			7/32"	4-11/32"	3-9/32"
	R002303	Inner Nut	4"	3-1/4"-12	3/8"		
	R002305	Outer Nut	4"	3-1/4"-12	3/8"		

<sup>5</sup> Not sold separately. Must service with KIT 2761.

# ASSORTMENTS & DISPLAY BOARDS



BOARD SIZE: 24" WIDE x 28 1/2" HIGH

## SPINDLE NUT ASSORTMENT MERITOR R992004 SPINDLE NUTS WITH *FREE* DISPLAY BOARD

Features Meritor's most popular Spindle Nuts for medium and heavy-duty trucks

Included with Display Board:

MERITOR			MERITOR		
QTY.	NO.	DESCRIPTION	QTY.	NO.	DESCRIPTION
1	R992003	Display Board	2	R000540	Nut
2	R002296	Nut	2	R002305	Nut
2	R002658	Nut	2	R002303	Nut
2	R002299	Nut	2	R007666	Nut
2	R002300	Nut	2	R002468	Nut
2	R000572	Nut	2	R002426	Nut
2	R002419	Nut	2	R007664	Nut
2	R002417	Nut	2	R002550	Nut
2	R006142	Nut	2	1227-S-1527	Nut
2	R002462	Nut			



BOARD SIZE: 24" WIDE x 28 1/2" HIGH

## SPINDLE WASHER ASSORTMENT MERITOR R992002 SPINDLE WASHERS WITH *FREE* DISPLAY BOARD

Features Meritor's most popular Spindle Washers for medium and heavy-duty trucks

Included with Display Board:

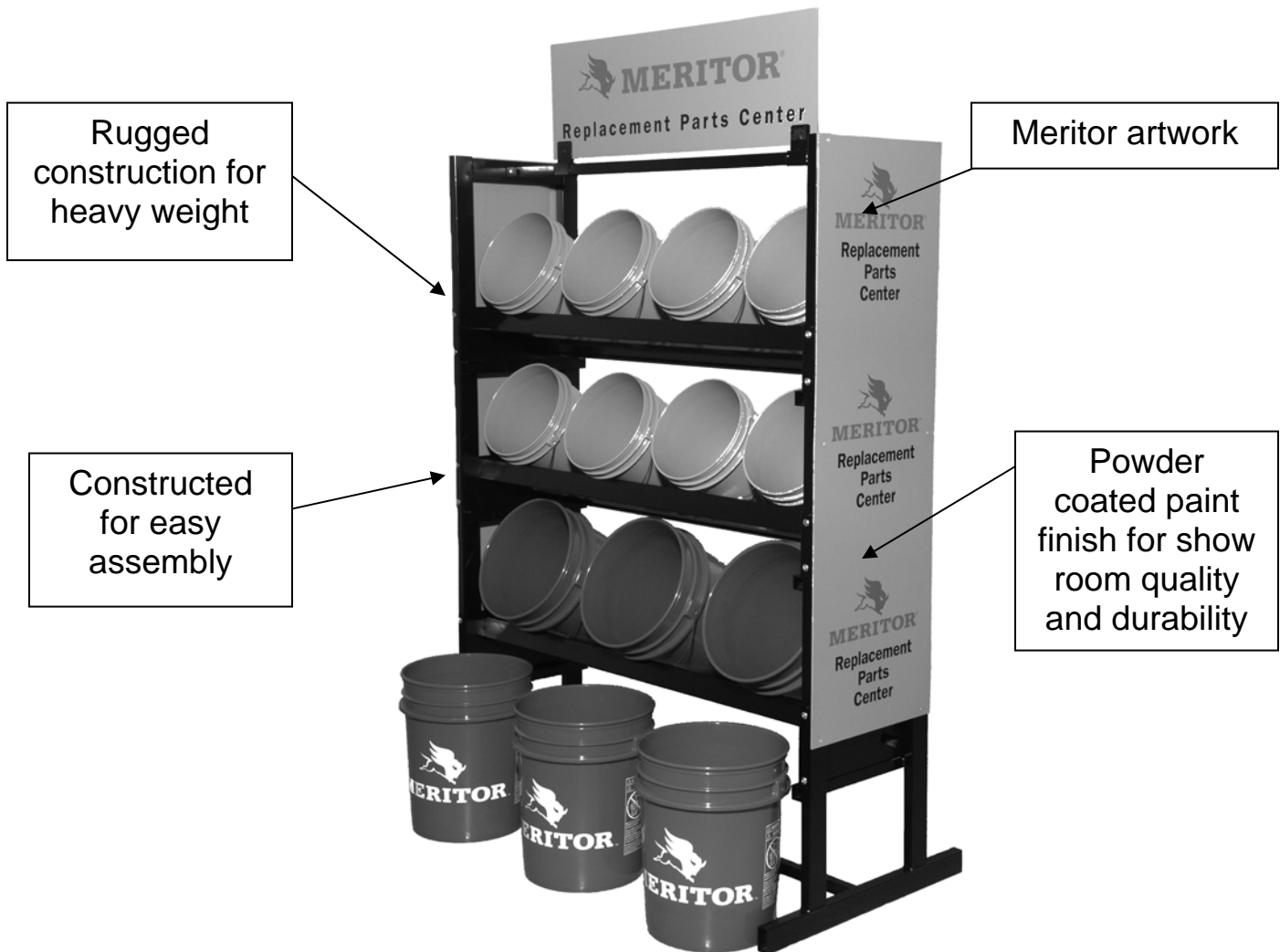
MERITOR			MERITOR		
QTY.	NO.	DESCRIPTION	QTY.	NO.	DESCRIPTION
1	R992001	Display Board	2	R002304	Washer
2	R002298	Washer	2	R007665	Washer
2	R002659	Washer	2	KIT2761	Washer
2	R002301	Washer	2	R002461	Washer
2	R004871	Washer	2	R002237	Washer
2	R002297	Washer	2	R002464	Washer
2	R002660	Washer	2	R002467	Washer
2	R001252	Washer	2	R004881	Washer
2	R002418	Washer	2	R004877	Washer
2	R000573	Washer	2	R006141	Washer
2	R002424	Washer	2	R001561	Washer

## REPLACEMENT PARTS POINT OF SALE DISPLAY

Order part number **DISPLAYPC300M** to receive the parts rack and 14 of the industries “A” moving wheel attaching parts.

To order just the rack with empty pails use part number **PC-300M**.

This heavy gauge steel replacement parts center offers a capacity of 8 two-gallon display pails and 6 five-gallon display pails (3 on the display and 3 on the floor) along with the Meritor name. The parts center measures 72” tall, 45” long and 24” wide and some assembly will be required. The center contents can be used for wheel attaching hardware or various other products sold by Meritor if desired.



# SECTION 3

## INDEX

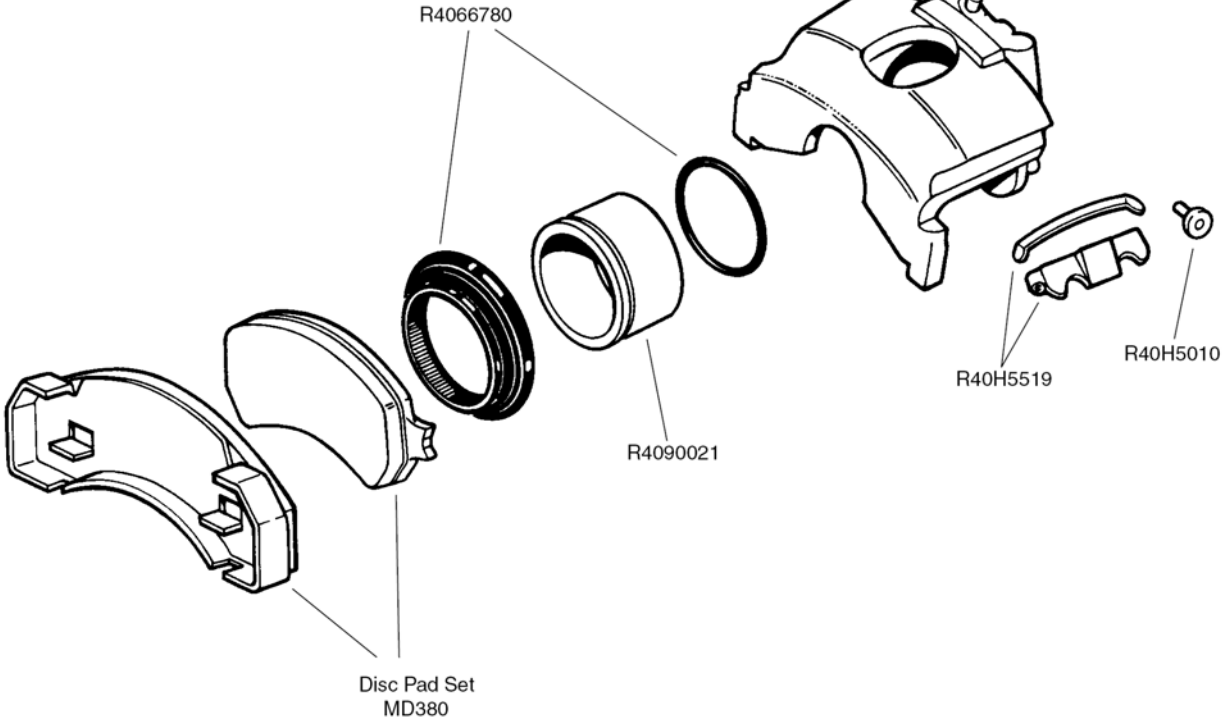
<b>Hydraulic Brake</b>	<b>Page</b>
Bendix Hydraulic Brake Assemblies .....	3-1
Bosch Hydraulic Brake Assemblies .....	3-6
Brake Fluid .....	3-31
Calipers .....	3-16
Disc Brake Pads.....	3-23
Hydraulic ABS ECUs.....	3-30
HPB Master Cylinder Assembly .....	3-28
HPB Master Cylinder Components .....	3-29
HPB Parking Brake Switch.....	3-30
Meritor Hydraulic Brake Assemblies .....	3-10
Steel Brake Lines & Fittings .....	3-31

# BENDIX HYDRAULIC DISC BRAKE





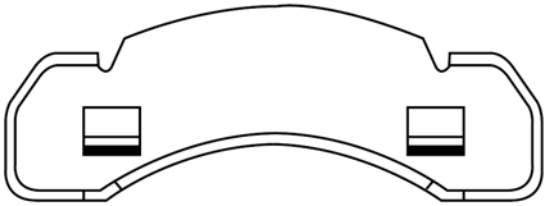
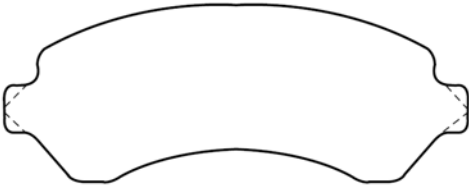
(3.38" Single Piston)

**FMSI 7108-D184**  
**7806-D184**  
**7815-D184**  
**7815-D380**  
**7815-D717**

R4255098 (RH) New  
R4255099 (LH) New  
R42R55098 (RH) Reman  
R42R55099 (LH) Reman



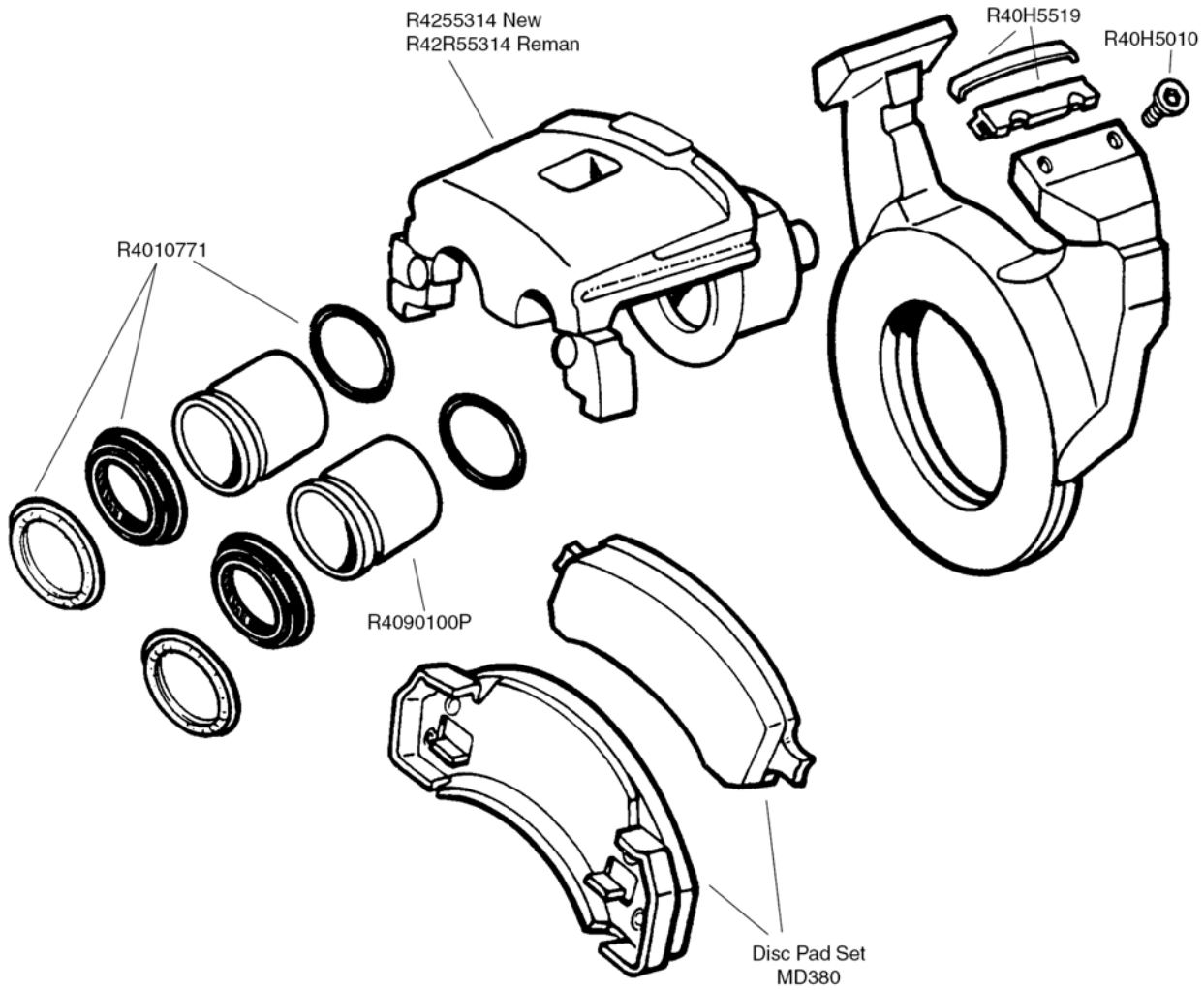
# BENDIX HYDRAULIC DISC BRAKE PARTS

<p><b>HARDWARE KIT</b> Services One Wheel</p> 	<p>MERITOR NO.</p>	<p>REPLACES</p>		
<p><b>BOOT AND SEAL KIT</b></p> 	<p>R40H5519</p>	<p>Bendix H5519 ITEC 44225C1 571667C1</p>		
<p><b>GUIDE BOLT</b></p> 	<p>R40H5010</p>	<p>Bendix H5010 ITEC 442198C1</p>		
<p><b>CALIPER PISTON</b></p>  <p>3.375" Dia.</p>	<p>R4090021 Steel</p>	<p>Bendix 90021</p>		
<p><b>D380-O OUTER BRAKE PAD</b></p>  <p>(MOLDED)</p>	<p>MD184 MMD184 MD380 MVD380</p>	<p><b>BACKING PLATE LENGTH</b></p>	<p>REPLACES</p>	
<p><b>D380-I INNER BRAKE PAD</b></p>  <p>(MOLDED)</p>		<p>10 1/16"</p>	<p><b>LINING LENGTH</b></p>	<p>ITEC 990952093</p> <p><b>NOTE:</b> D184 is a riveted pad, D380 is integrally molded</p>
<p>10"</p>		<p><b>BACKING PLATE LENGTH</b></p>	<p>8 5/64"</p>	
<p><b>LINING LENGTH</b></p>		<p>6 53/64"</p>		

# BENDIX HYDRAULIC DISC BRAKE

(2.60" Twin Piston)  
SECOND DESIGN  
(Effective with Model Year 1989)





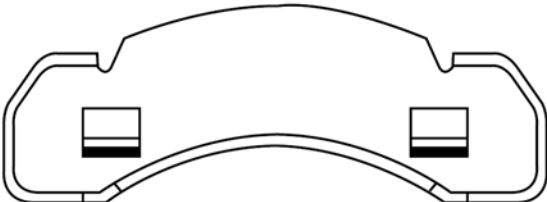
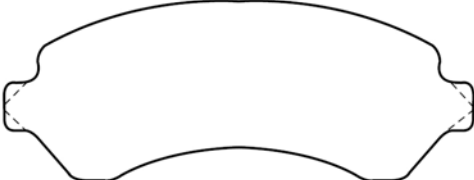
FMSI 7108-D184  
7806-D184  
7815-D184  
7815-D380  
7815-D717



**NOTE:**

The First Design Caliper (R42R55245) and Second Design Caliper (R4255314, R42R55314) are interchangeable as assemblies, but their component parts are not.

# BENDIX HYDRAULIC DISC BRAKE PARTS

<p><b>HARDWARE KIT</b> Services One Wheel</p> 	MERITOR NO.	REPLACES		
<p><b>BOOT AND SEAL KIT (SECOND DESIGN)</b></p> 	<b>R40H5519</b>	<p>Bendix H5634 ITEC 442255C1 571667C1</p>		
<p><b>GUIDE BOLT</b></p> 	<b>R40H5010</b>	<p>Bendix H5010 ITEC 442198C1</p>		
<p><b>CALIPER PISTON</b></p>  <p>2.60" Dia.</p>	<b>R4090100P</b> Phenolic/Steel	<p>Bendix 4151728</p> <p>Second Design Piston is phenolic with a metal "face" designed to reduce wear caused by abrasion on the Disc Pad.</p> <p><b>First and Second Design Pistons and Seals are not interchangeable.</b></p>		
<p><b>D380-O</b> OUTER BRAKE PAD</p>  <p>(MOLDED)</p>	<p><b>MM184</b> <b>MD184</b> <b>MD380</b> <b>MVD380</b></p>	<b>BACKING PLATE LENGTH</b>	<b>REPLACES</b>	
<p><b>D380-I</b> INNER BRAKE PAD</p>  <p>(MOLDED)</p>		10 1/16"	<p>ITEC 990952C93</p> <p><b>NOTE:</b> D184 is a riveted pad, D380 is integrally molded</p>	
<b>LINING LENGTH</b>		10"		<b>BACKING PLATE LENGTH</b>
<b>LINING LENGTH</b>		8 5/64"		<b>LINING LENGTH</b>
<b>LINING LENGTH</b>	6 53/64"			



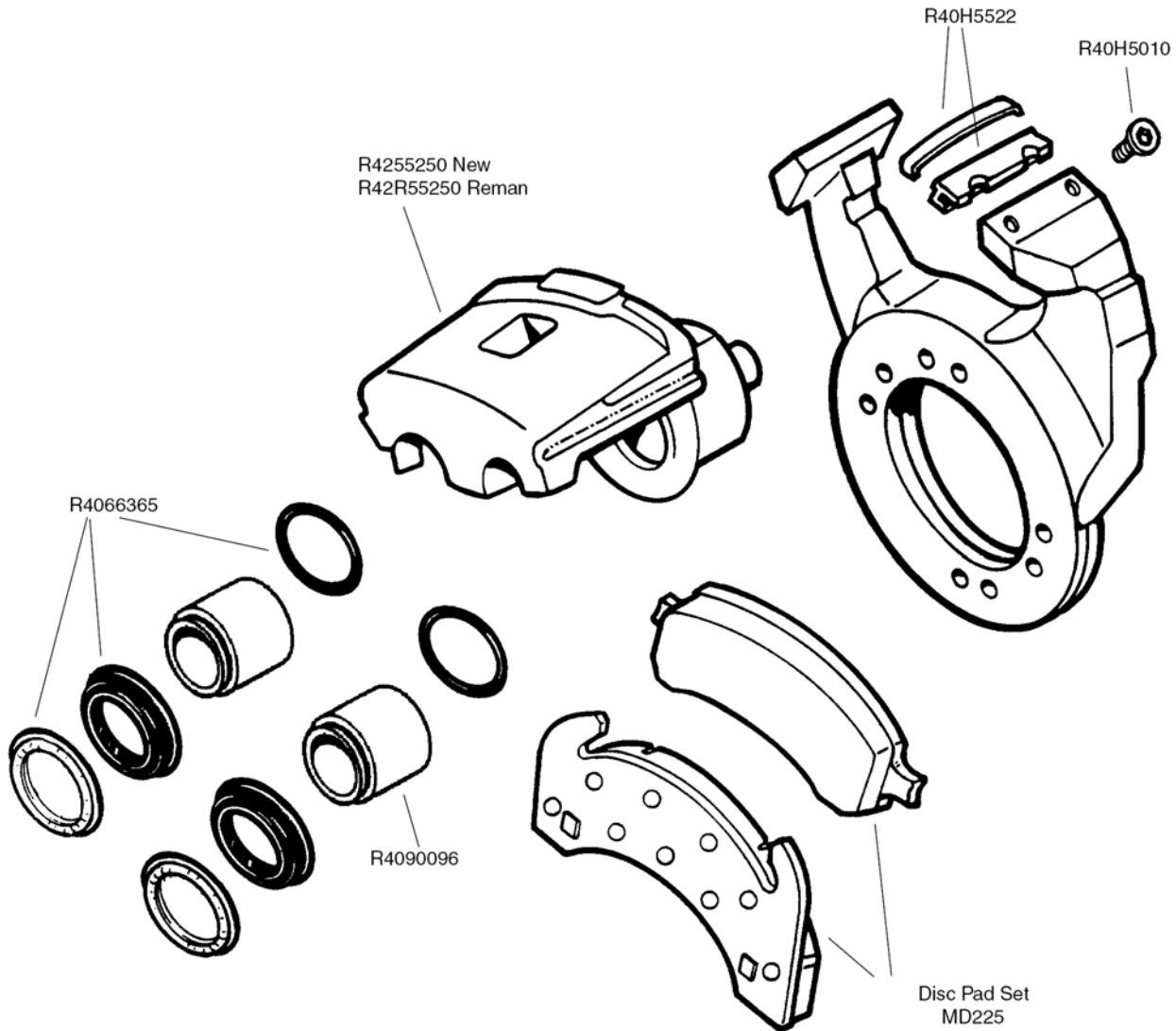
# BENDIX HYDRAULIC DISC BRAKE

## (2.88" Twin Piston) SECOND DESIGN

(Effective with Model Year 1988 ITEC and GM Medium-Duty Trucks)

## FMSI 7142-D225





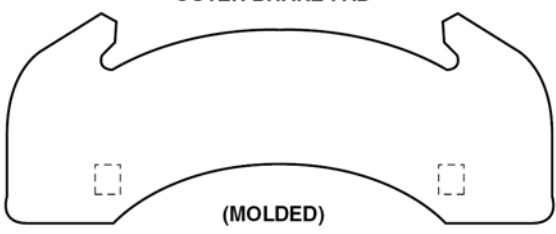
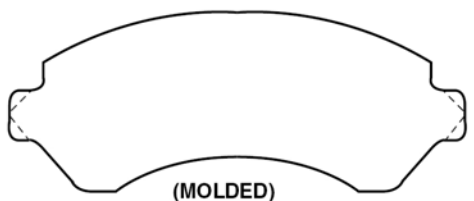
(Optional 7808-D225)



**NOTE:**  
Freightliner with Air Suspension  
R4255656

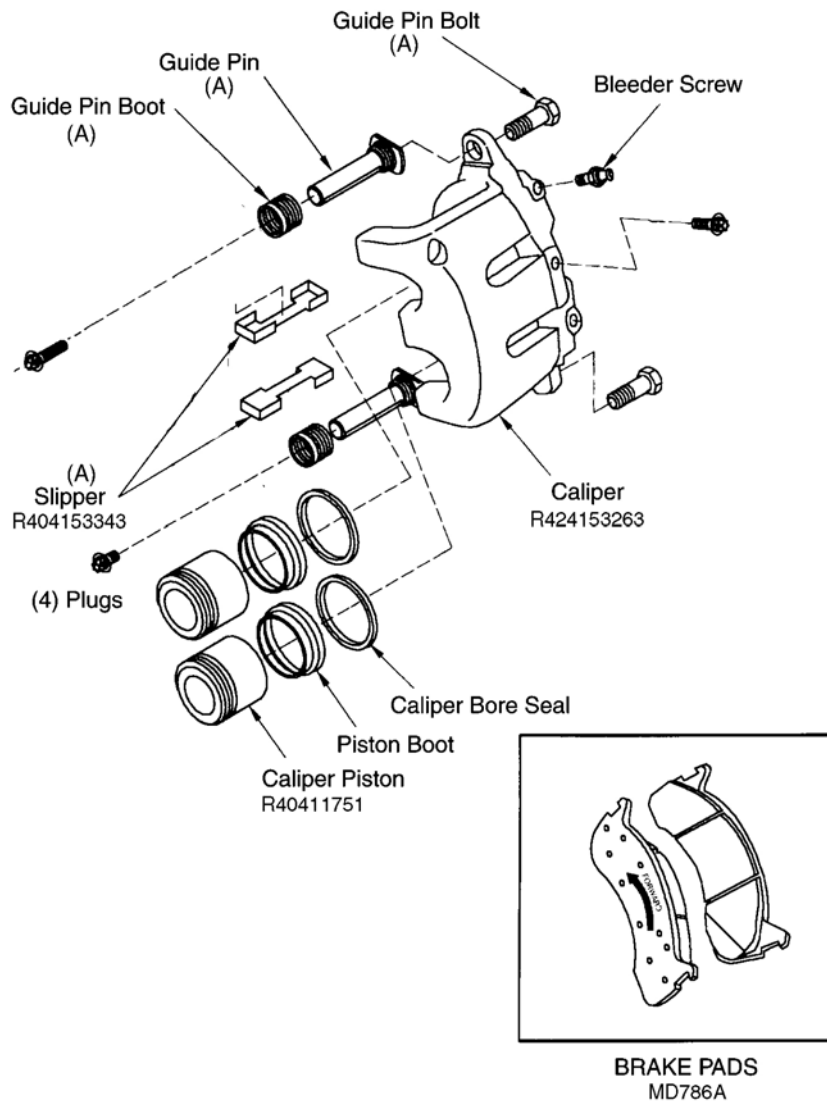
**NOTE:**  
The First and Second Design Caliper are interchangeable as assemblies, but their component parts are not.

# BENDIX HYDRAULIC DISC BRAKE PARTS

<p><b>HARDWARE KIT</b> Services One Wheel</p> 	<p><b>MERITOR NO.</b></p>	<p><b>REPLACES</b></p>		
<p><b>BOOT AND SEAL KIT</b></p> 	<p><b>R40H5522</b></p>	<p>Bendix H5635 GM 15501010 15501013 ITEC 593644C1 592693C1</p> <p>Bendix 66381</p> <p>Second Design Boot Seal is made with a metal insert and is driven into the caliper housing.</p> <p>Second Design Boot Seal has only 2 folds in the rubber.</p> <p><b>First and Second Design Pistons and Seals are not interchangeable.</b></p>		
<p><b>GUIDE BOLT</b></p> 	<p><b>R40H5010</b></p>	<p>Bendix H5010 ITEC 442198C1</p>		
<p><b>CALIPER PISTON</b></p>  <p>2.88" Dia.</p>	<p><b>R4090096</b> Phenolic/Steel</p>	<p>Bendix 90096</p> <p>Second Design Piston is phenolic with a metal "face" designed to reduce wear caused by abrasion on the Disc Pad.</p> <p><b>First and Second Design Pistons and Seals are not interchangeable.</b></p>		
<p><b>D225-O</b> OUTER BRAKE PAD</p>  <p>(MOLDED)</p>	<p><b>MD225</b> <b>MMD225</b> <b>MVD225</b></p>	<p><b>BACKING PLATE LENGTH</b></p>	<p><b>REPLACES</b></p>	
<p><b>D225-I</b> INNER BRAKE PAD</p>  <p>(MOLDED)</p>		<p>10 5/8"</p>	<p><b>LINING LENGTH</b></p>	<p>ITEC 1694274C91 990953C93</p>
<p>10 1/2"</p>		<p><b>BACKING PLATE LENGTH</b></p>	<p>8 5/64"</p>	
<p>6 53/64"</p>		<p><b>LINING LENGTH</b></p>	<p>6 53/64"</p>	




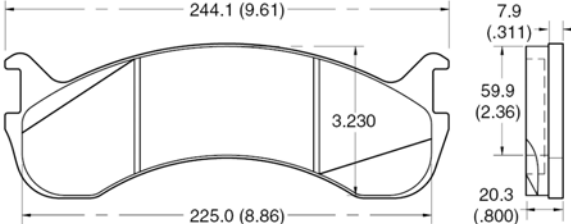
# BOSCH HYDRAULIC DISC BRAKE

## Pin Slide Disc Brake Components (66MM)



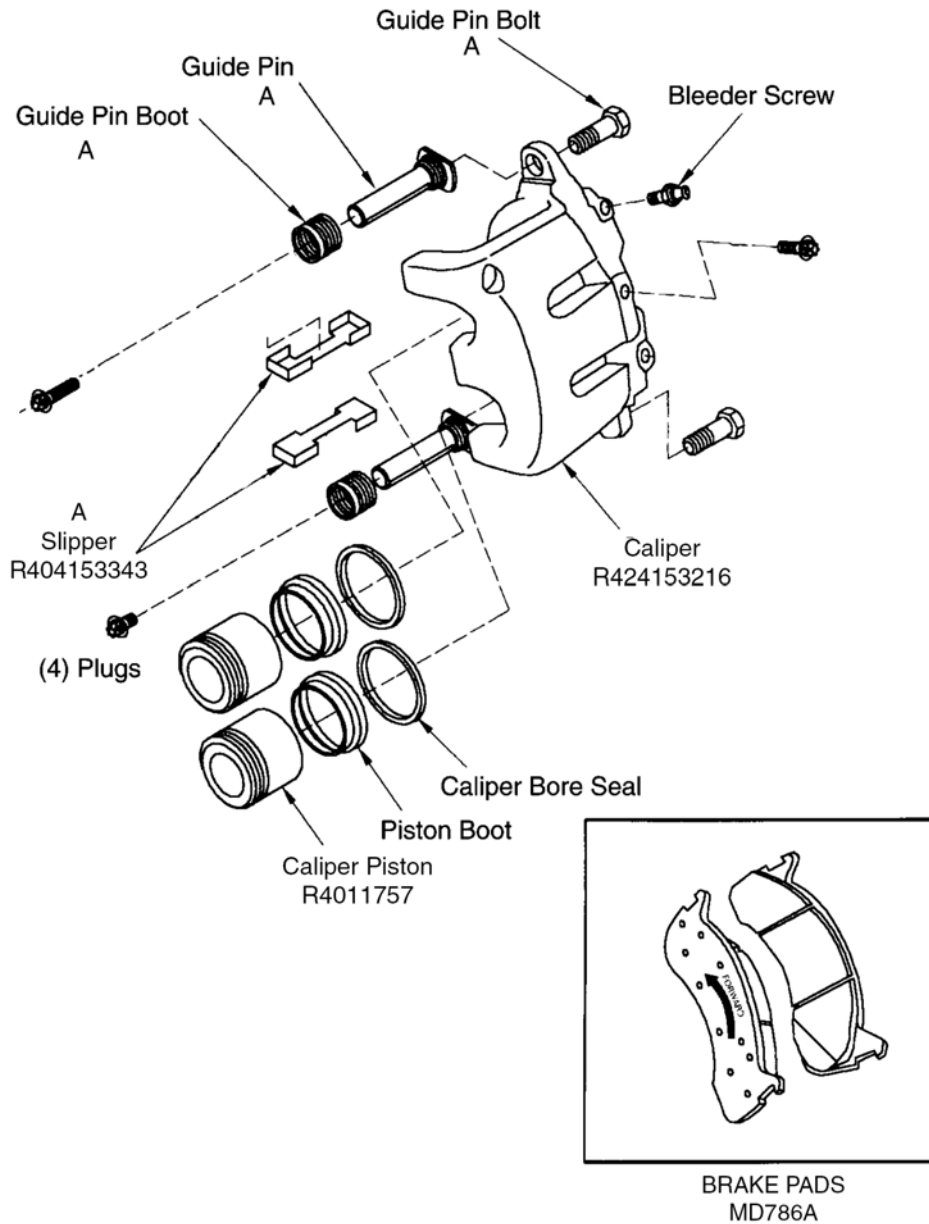
<b>A</b>	Contained in Guide Pin Kit R4011754
----------	-------------------------------------

# BOSCH HYDRAULIC DISC BRAKE

GUIDE PIN KIT Services One Wheel	MERITOR NO.	REPLACES
	<b>R4011754</b>	Bosch 2 BX4153343 Slippers 2 BX4153232 Guide Pin Boot 2 BX4153231 Guide Pin 2 BX4153235 Guide Pin Bolt
	<b>R404153343</b>	Bosch 4 BX4153343 Slipper
<b>BOOT AND SEAL KIT</b>  	<b>R4011752</b> (66MM)	Bosch BX3213580 (Seal) BX4153266 (Boot)
<b>CALIPER PISTON</b>    66MM Dia. (not actual Piston shown)	<b>R4011751</b> (66MM)	Bosch BX4153264 (Piston)
<b>D786</b> <b>OUTER AND INNER BRAKE PAD</b>  	<b>MM786A</b> <b>MD786A</b> <b>MVD786A</b>	KIT D786A FMSI 7654D786 Thin Set  ITEC 2501842C91




# BOSCH HYDRAULIC DISC BRAKE

## Pin Slide Disc Brake Components (73MM)



A	Contained in Guide Pin Kit R4011754
---	-------------------------------------

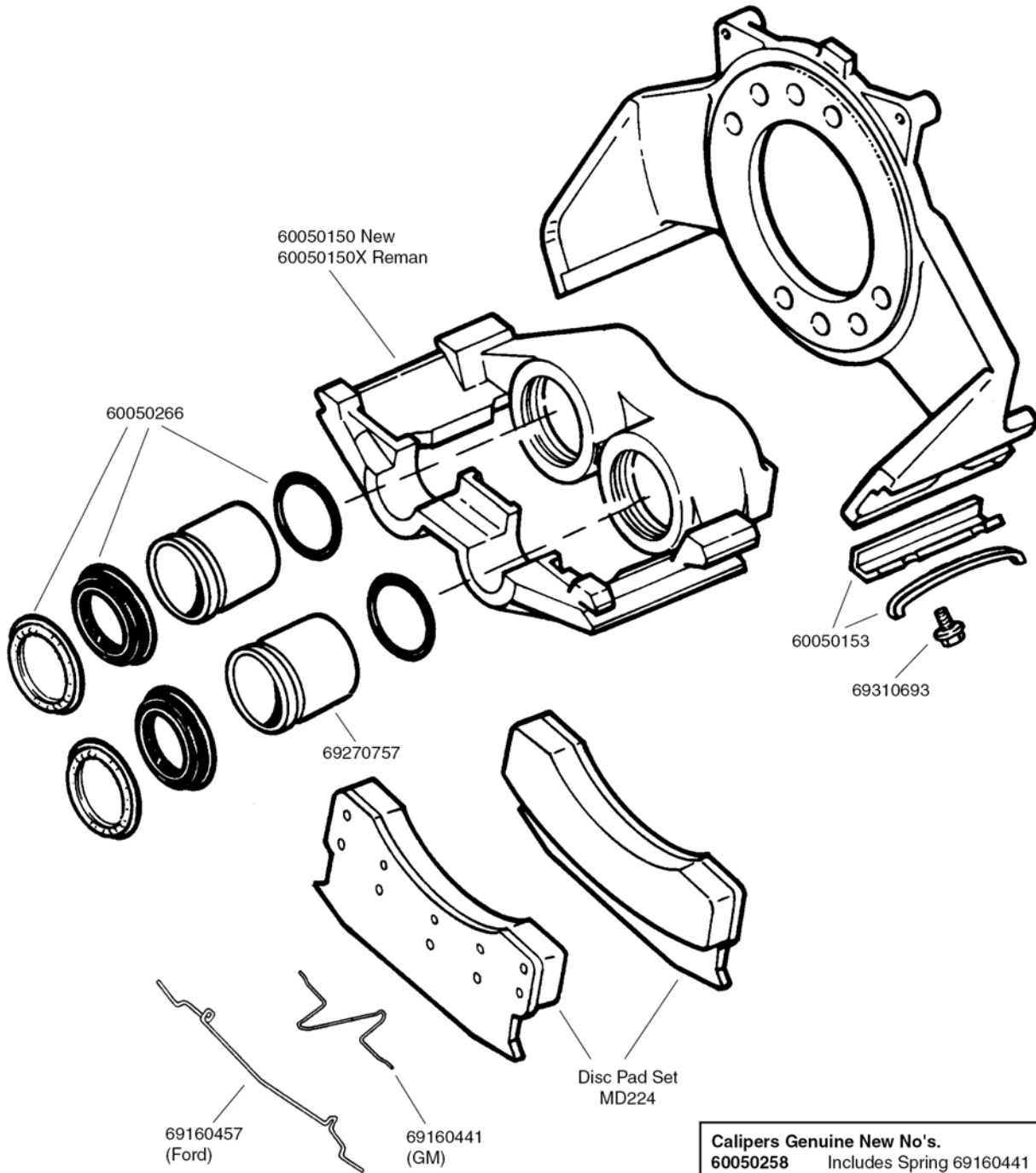
# BOSCH HYDRAULIC DISC BRAKE

<p><b>GUIDE PIN KIT</b> Services One Wheel</p> 	MERITOR NO.	REPLACES
<p><b>BOOT AND SEAL KIT</b></p> 	<p><b>R4011754</b></p>	<p>Bosch 2 BX4153343 Slippers 2 BX4153232 Guide Pin Boot 2 BX4153231 Guide Pin 2 BX4153235 Guide Pin Bolt</p>
<p><b>CALIPER PISTON</b></p>  <p>73MM Dia. (not actual Piston shown)</p>	<p><b>R404153343</b></p>	<p>Bosch 4 BX4153343 Slippers</p>
<p><b>D786</b> <b>OUTER AND INNER BRAKE PAD</b></p>	<p><b>R4011758</b> (73MM)</p>	<p>Bosch BX22338679 (Seal) BX4153219 (Boot)</p>
<p><b>R4011757</b> (73MM)</p>	<p>Bosch BX4153217 (Piston)</p>	
<p><b>MMD786</b> <b>MD786</b> <b>MVD786</b></p>	<p>KIT D786S FMSI 7655D786</p> <p>ITEC 2501841C91</p>	

# MERITOR HYDRAULIC DISC BRAKE







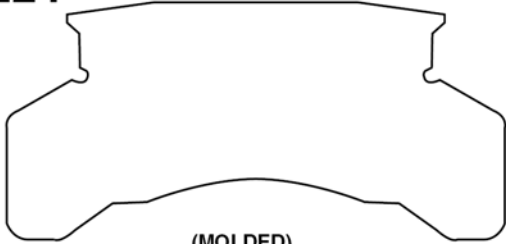
(2.50" Twin Piston)

**FMSI 7141-D224**  
(Optional 7807-D224)



<b>Calipers Genuine New No's.</b>	
<b>60050258</b>	Includes Spring 69160441
<b>60450395MD</b>	Includes Hardware and Pads
<b>60050150</b>	Bare Caliper Assembly
<b>Calipers All Makes New</b>	
<b>R4255251</b>	Bare Caliper Assembly

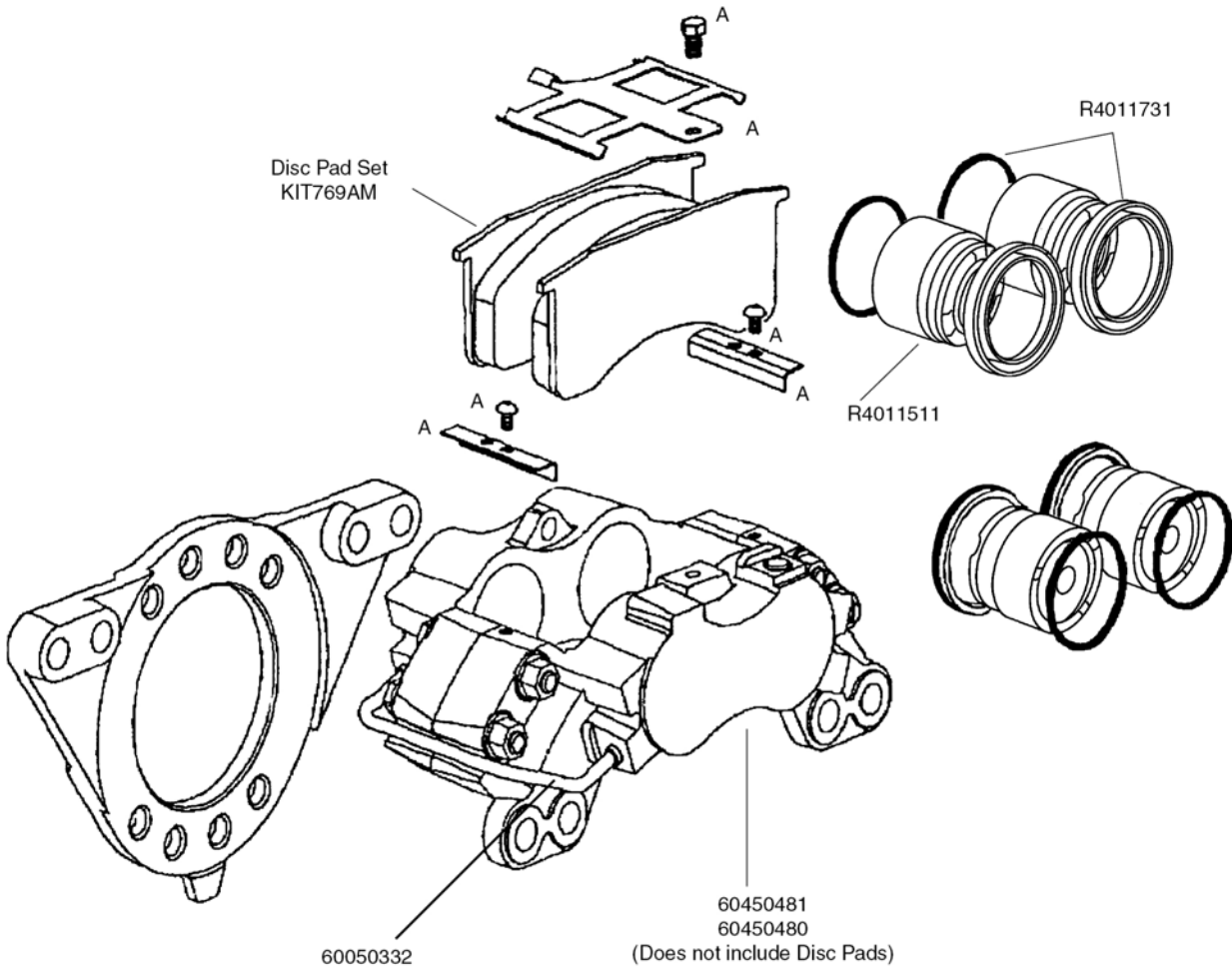
# MERITOR HYDRAULIC DISC BRAKE PARTS

<p><b>HARDWARE KIT</b> Services One Wheel</p> 	<p><b>MERITOR NO.</b></p> <p><b>60050153</b></p>	<p><b>REPLACES</b></p> <p>Ford E4HZ-28487A E4HZ-28552A GM 15501147 Meritor 69-420654 69-69160383</p>	
<p><b>BOOT AND SEAL KIT</b></p> 	<p><b>60050266</b></p>	<p>Ford E4HZ-2207A GM 15510025 Meritor 60-50151</p>	
<p><b>GUIDE BOLT</b></p> 	<p><b>69310693</b></p>	<p>Carlson H5037 For Use With 60050153 Kit</p>	
<p><b>DISC PAD RETAINER CLIP</b> FORD</p> 	<p><b>69160457</b></p>	<p>—</p>	
<p><b>DISC PAD RETAINER CLIP</b> GM</p> 	<p><b>69160441</b></p>	<p>Meritor 69-160441B</p>	
<p><b>CALIPER PISTON</b></p>  <p>2.50" Dia.</p>	<p><b>69270757</b> Aluminum</p>	<p>Meritor 69-270757</p>	
<p><b>D224</b> OUTER AND INNER BRAKE PAD</p>  <p>(MOLDED)</p>	<p><b>MD224</b> <b>MMD224</b> <b>MVD224</b></p>	<p><b>BACKING PLATE LENGTH</b></p>	<p><b>REPLACES</b></p>
		<p>8 13/32"</p>	<p>Meritor 69-240767</p>
		<p><b>LINING LENGTH</b></p>	
		<p>8 11/32"</p>	



# MERITOR HYDRAULIC DISC BRAKE

4 x 64MM Quadraulic  
Phenolic Piston  
7/16"-24 Inlet



Disc Pad Set  
KIT769AM

R4011731

R4011511

60050332




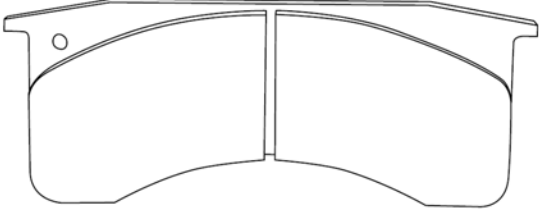
60450481  
60450480

(Does not include Disc Pads)

A	Contained in Hardware R4011729
---	-----------------------------------

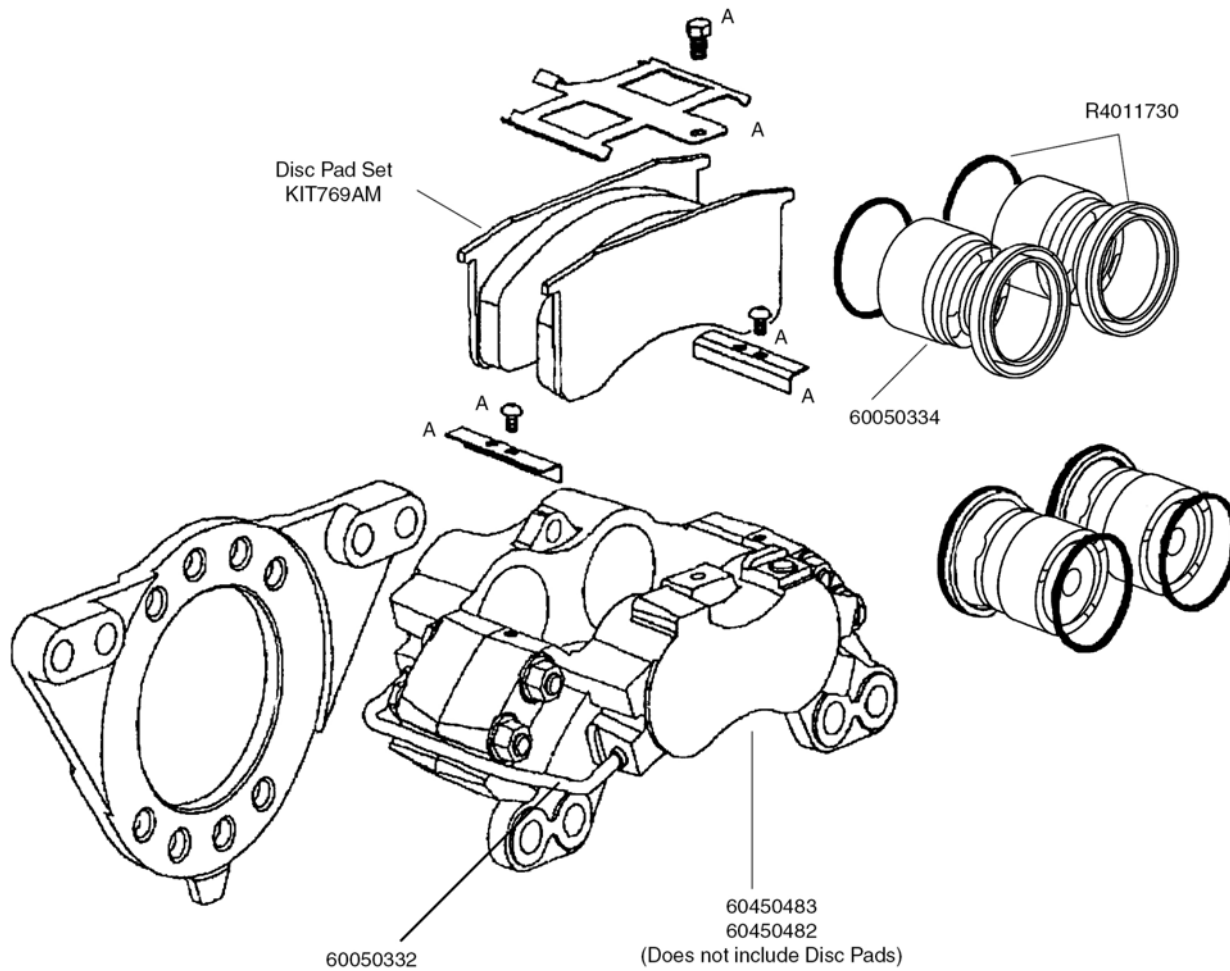
60450481008 60450480008 Includes Disc Pads KITD769GM
---

# MERITOR HYDRAULIC DISC BRAKE

<b>HARDWARE KIT</b> Services One Wheel	MERITOR NO.	REPLACES
	<b>R4011729</b>	Meritor 1 69160483 (Anti-Rattle Spring) 1 69310818 (Bolt) 2 69330709 (Lining Spacer) 2 69310819 (Lining Spacer Bolt)
<b>BOOT AND SEAL KIT</b>  	<b>R4011731</b> (64MM)	Meritor 69170343 (Seal) 69340647 (Boot)
<b>CALIPER PISTON</b>    64MM Dia.	<b>R4011511</b> (64MM)	Meritor 69260551 (Piston) 69330719 (Heat Shield)
<b>D769</b> OUTER AND INNER BRAKE PAD  	<b>KITD769AM</b> <b>KITD769GM</b> <b>MD769</b> <b>MVD769</b> <b>MMD769</b>	FMSI 7636  <b>Note:</b> FMSI 7636D1032 is the same as 7636D769. The lining did not change. While the backing plates are the same dimension, the D1032 plate includes a lug used to attach a squealer tab required by some OEMs. The existing Meritor disc pads already meet this requirement.

# MERITOR HYDRAULIC DISC BRAKE




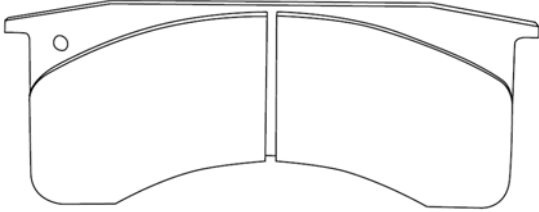
4 x 70MM Quadraulic  
Phenolic Piston  
7/16"-24 Inlet



A	Contained in Hardware R4011729
---	-----------------------------------









60450483008 60450482008 Includes Disc Pads KITD769GM
---

# MERITOR HYDRAULIC DISC BRAKE

<p><b>HARDWARE KIT</b> Services One Wheel</p>	<p>MERITOR NO.</p>	<p>REPLACES</p>
	<p><b>R4011729</b></p>	<p>Meritor            1 69160483 (Anti-Rattle Spring)            1 69310818 (Bolt)            2 69330709 (Lining Spacer)            2 69310814 (Lining Spacer Bolt)</p>
<p><b>BOOT AND SEAL KIT</b></p> 	<p><b>R4011730</b></p>	<p>Meritor            4 69340646 (Boot)            4 69170337 (Seal)</p>
<p><b>CALIPER PISTON</b></p>  <p>70MM Dia.</p>	<p><b>60050334</b> Phenolic</p>	<p>Meritor            1 60050334 (Piston)            or            1 69260549 (Piston)</p>
<p><b>D769</b> OUTER AND INNER BRAKE PAD</p> 	<p><b>KITD769GM</b> <b>KITD769AM</b> <b>MD769</b> <b>MVD769</b> <b>MMD769</b></p>	<p>FMSI 7636</p> <p><b>Note:</b> FMSI 7636D1032 is the same as 7636D769. The lining did not change. While the backing plates are the same dimension, the D1032 plate includes a lug used to attach a squealer tab required by some OEMs. The existing Meritor disc pads already meet this requirement.</p>



# CALIPER INFORMATION CHART

## Listed by Piston Diameter



3.38" (3 3/8") SINGLE PISTON		3.38" (3 3/8") SINGLE PISTON	
 <b>RIGHT HAND</b>		 <b>LEFT HAND</b>	
MERITOR NO.	REPLACES	MERITOR NO.	REPLACES
R42R55099 R4255099	Bendix 55098 EIS RC6088 IBP 4909 M3005R Raybestos RWC-5099 Wagner CR130210	R42R55098  R4255098	Bendix 55099 EIS RC6087 IBP 4910 M3005L Raybestos RWC-5098 Wagner CR130211
MERITOR DISC PAD SET NO.	MERITOR HARDWARE KIT	APPLICATION	NOTES
MD184 or MD380	R40H5519 (Services one wheel)	Medium-Duty ITE	Casting No. for R4255098 (RH) - 2238452R (2238450 RH Assy.*) Casting No. for R4255099 (LH) - 2238451L (223449 LH Assy.*) Brake Hose Inlet: 7/16" - 20 * Information from Robert Bosch Corp.-Bendix Drwg.
2.362" (60mm) TWIN PISTON		2.362" (60mm) TWIN PISTON	
 <b>LEFT HAND</b>		 <b>RIGHT HAND</b>	
MERITOR NO.	REPLACES	MERITOR NO.	REPLACES
R42R55605	Bendix R55605 EIS — IBP 4812 F1030L Raybestos RWC-7026 Wagner CR130127	R42R55604	Bendix R55604 EIS — IBP 4811 F1030R Raybestos RWC-7025 Wagner CR130128
MERITOR DISC PAD SET NO.	MERITOR HARDWARE KIT	APPLICATION	NOTES
MD411 MMD411	R40H5735 (Services one axle)	Ford	—
2.60" BENDIX TWIN PISTON		2.60" BENDIX TWIN PISTON	
 Front View		 Back View	
 Front View		 Back View	
MERITOR NO.	REPLACES	MERITOR NO.	REPLACES
R42R55717 R4255717	Bendix 55717 Casting No. 4151733	R42R55313  R4255313	Bendix 55313 Casting No. 4151733
MERITOR DISC PAD SET NO.	MERITOR HARDWARE KIT	NOTES	
MD380 MMD380	R40H5522 (Services one wheel)	The R4255313 is for Freightliner applications with air ride suspension. R419410 Bleeder 7/16"-24 Inlet	

# CALIPER INFORMATION CHART

Listed by Piston Diameter

<b>2.88" BENDIX TWIN PISTON</b> Second Design (1988 - Current)	
 Front View	 Back View
<b>MERITOR NO.</b>	<b>REPLACES</b>
R42R55250 R4255250	Bendix 055250 Dayton 60-050175 EIS RC6574 GMC 1550101,15514583 IBP 4901/2, M3001L/R ITE 1658443C91 Raybestos RWC-7700 Wagner CR120549



MERITOR DISC PAD SET NO.	MERITOR HARDWARE KIT	NOTES
MD225 MMD225	<b>R40H5522</b> (Service one wheel)	Casting No. for R4255250 - 4150844  The First and Second Design Calipers are interchangeable as assemblies, but their component parts are not.

<b>2.88" BENDIX TWIN PISTON</b>	
 Front View	 Back View
<b>MERITOR NO.</b>	<b>REPLACES</b>
R4255656 R42R55656	Bendix 55656 Casting No. 4152279

MERITOR DISC PAD SET NO.	MERITOR HARDWARE KIT	APPLICATION	NOTES
MD225 MMD225	<b>R40H5522</b>	Freightliner	For Freightliner applications with air-ride suspension (Services one wheel)

# CALIPER INFORMATION CHART

Listed by Piston Diameter

45mm TWIN PISTON			
			
MERITOR NO.	REPLACES	MERITOR NO.	REPLACES
<b>R4255857</b> <b>R42R55857</b>	Bendix 55857 Raybestos — Ford XC2Z2552AD	<b>R4255858</b> <b>R42R55858</b>	Bendix 55858 Raybestos — Ford XC2Z2553AD
MERITOR DISC PAD NO.	MERITOR HARDWARE KIT	NOTES	
MD411 MMD411	<b>R40H5735</b>	Casting No. 132705 Application Ford E250 / 350	

48mm TWIN PISTON			
<i>Photo not available at time of printing.</i>		<i>Photo not available at time of printing.</i>	
MERITOR NO.	REPLACES	MERITOR NO.	REPLACES
<b>R42R65534</b>		<b>R42R65533</b>	
MERITOR DISC PAD SET NO.	MERITOR HARDWARE KIT	APPLICATION	NOTES
MD1329 MMD1329		Ford	Casting No.: 3C242K327 / 8-A Bleeder: 10 x 1 mm Port: 3/8"-24

54mm TWIN PISTON			
<i>Photo not available at time of printing.</i>		<i>Photo not available at time of printing.</i>	
MERITOR NO.	REPLACES	MERITOR NO.	REPLACES
<b>R42R65536</b>		<b>R42R65535</b>	
MERITOR DISC PAD SET NO.	MERITOR HARDWARE KIT	APPLICATION	NOTES
MD1330 MMD1330		Ford	Casting No.: 8C242K327 / 8-B Bleeder: 10 x 1 mm Port: 3/8"-24

# CALIPER INFORMATION CHART



Listed by Piston Diameter

60mm TWIN PISTON			
			
MERITOR NO.	REPLACES	MERITOR NO.	REPLACES
R4255604 R42R55604	Bendix 55604 Ford E8TZ2B120A Raybestos RWC7026	R4255605 R42R55605	Bendix 55605 Ford E8TZ2B121A Raybestos RWC7025

MERITOR DISC PAD NO.	MERITOR HARDWARE KIT	NOTES
MD411 MMD411	R40H5735	Casting No. 120684 Application Ford F450 Front and Rear 1988-1997

66mm TWIN PISTON			
 <p>Front View</p>		 <p>Back View</p>	
MERITOR NO.	REPLACES	CASTING NO.	
R4255849 New R42R55849 Remanufactured	55849 Bendix 4153273 Bosch 2501839C91 ITE	4153269	

MERITOR DISC PAD SET NO.	MERITOR HARDWARE KIT	NOTES
MD786A MMD786A	R4011754 (Services one wheel)	Bosch Pin Slide. Brake Pad Included



73mm TWIN PISTON			
 <p>Front View</p>		 <p>Back View</p>	
MERITOR NO.	REPLACES	CASTING NO.	
R4255850 New R42R55849 Remanufactured	55850 Bendix 4153216 Bosch 2501838C91 ITE	4153222	

MERITOR DISC PAD SET NO.	MERITOR HARDWARE KIT	NOTES
MD786 MMD786	R4011754 (Services one wheel)	Bosch Pin Slide Brake Pad Included









# CALIPER INFORMATION CHART

Listed by Piston Diameter

64mm QUADRAULIC PHENOLIC PISTON			
			
MERITOR NO.	REPLACES	MERITOR NO.	REPLACES
60450474001	Meritor 60450474 No Disc Pads  Meritor 60450474001 Includes Disc Pads	60450473001	
MERITOR DISC PAD SET NO.	MERITOR HARDWARE KIT	NOTES	
KITD769AM MD769 MMD769	R4011729 (Services one wheel)	—	
64mm QUADRAULIC PHENOLIC PISTON			
<i>Photo not available at time of printing.</i>		<i>Photo not available at time of printing.</i>	
MERITOR NO.	REPLACES	MERITOR NO.	REPLACES
60450476 60450476007 60450476006	ITE 3821734C91	60450477 60450477007 60450477006	ITE 3821835C91
MERITOR DISC PAD SET NO.	MERITOR HARDWARE KIT	NOTES	
KITD769707	R4011729	Application: ITech, Ford	
70mm QUADRAULIC PHENOLIC PISTON			
<i>Photo not available at time of printing.</i>		<i>Photo not available at time of printing.</i>	
MERITOR NO.	REPLACES	MERITOR NO.	REPLACES
60450478 60450478006 60450478007	ITE 3821826C91 with MA708 pads	60450479 60450479006 60450479007	ITE 3821827C91 with MA708 pads
MERITOR DISC PAD SET NO.	MERITOR HARDWARE KIT	NOTES	
KITD769707 KITD769708	R4011729	Application: ITech, Ford	

# CALIPER INFORMATION CHART

Listed by Piston Diameter

70mm (2.76") FOUR PISTON			
			
MERITOR NO.	REPLACES	MERITOR NO.	REPLACES
60050313	Meritor 60050313	60050312	Meritor 60050312
MERITOR DISC PAD SET NO.	MERITOR HARDWARE KIT	APPLICATION	NOTES
KIT769AM	R4011121 (Wheel Kit)	GM	—
70mm (2.76") FOUR PISTON			
			
MERITOR NO.	REPLACES	MERITOR NO.	REPLACES
60450454	Meritor 60450454 Includes Disc Pads	60450455 (New)	Meritor 60450455 Includes Disc Pads
	Meritor 60050320 No Disc Pads		Meritor 60050321 No Disc Pads
MERITOR DISC PAD SET NO.	MERITOR HARDWARE KIT	APPLICATION	NOTES
KIT769AM	R4011121 (Wheel Kit)	GM	—
70mm PHENOLIC PISTON			
			
MERITOR NO.	REPLACES	MERITOR NO.	REPLACES
60450483	Meritor 60450483 No Disc Pads	60450482	Meritor 60450482 No Disc Pads
	Meritor 60450469002 Includes Disc Pads		Meritor 60450468002 Includes Disc Pads
MERITOR DISC PAD SET NO.	MERITOR HARDWARE KIT	NOTES	
KIT769AM	R4011729 (Services one wheel)		

# CALIPER INFORMATION CHART

## Listed by Piston Diameter

GM REAR CALIPER CLASS 3 VEHICLES 54mm			
<i>Photo not available at time of printing.</i>		<i>Photo not available at time of printing.</i>	
MERITOR NO.	REPLACES	MERITOR NO.	REPLACES
R42R55994 (RH)	Bendix L55994PM	R42R55995 (LH)	Bendix L55995PM

MERITOR DISC PAD SET NO.	MERITOR HARDWARE KIT	APPLICATION	NOTES
MD989 MMD989	—	Chevrolet GM	Casting No.: 5410 / 68-009 Bleeder: 10 x 1 mm    Port: 10 x 1 mm

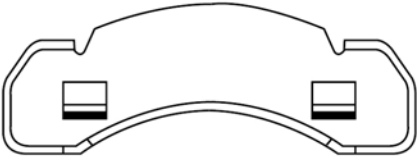
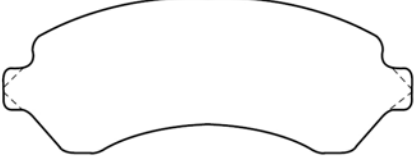
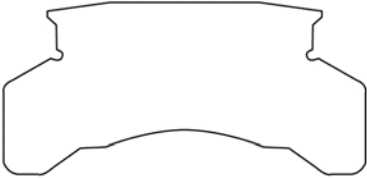
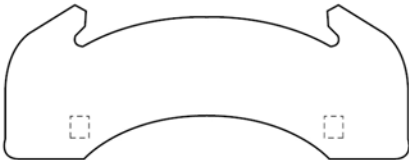
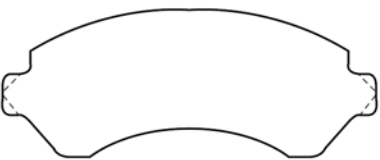
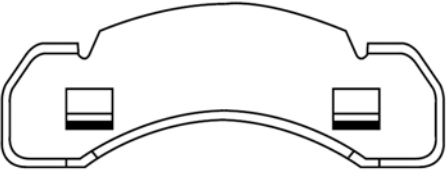
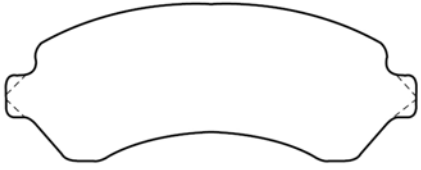
GM FRONT CALIPER 57 mm			
<i>Photo not available at time of printing.</i>		<i>Photo not available at time of printing.</i>	
MERITOR NO.	REPLACES	MERITOR NO.	REPLACES
R42R55855 (RH)	Bendix L55855PM	R42R55856 (LH)	Bendix L55856PM

MERITOR DISC PAD SET NO.	MERITOR HARDWARE KIT	APPLICATION	NOTES
MD784	—	—	Casting No.: 1802573 R, 18025722 L Bleeder: 10 x 1.5 mm    Port: 10 x 1.5 mm

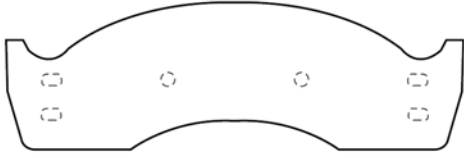
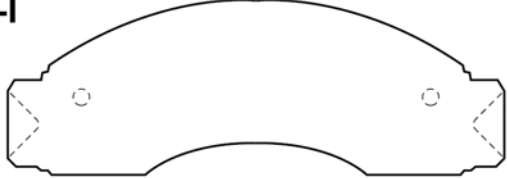


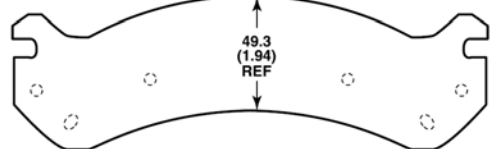
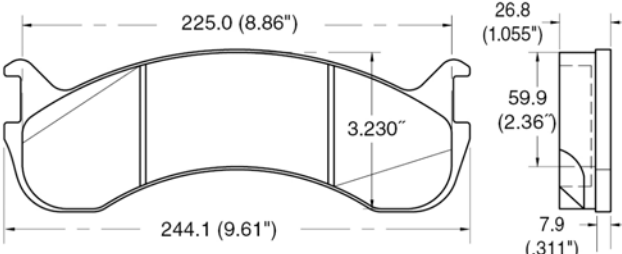
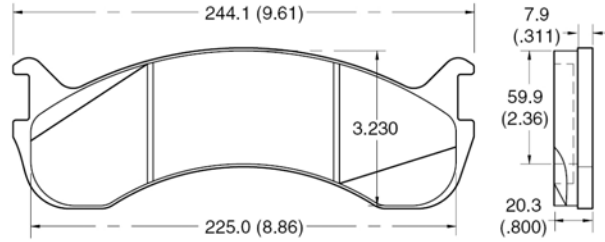
# HYDRAULIC DISC BRAKE PADS

## MERITOR HYDRAULIC DISC BRAKE PAD SETS:

SOLD IN SETS ONLY — 1 SET CONSISTS OF 2 OUTER PADS AND 2 INNER PADS

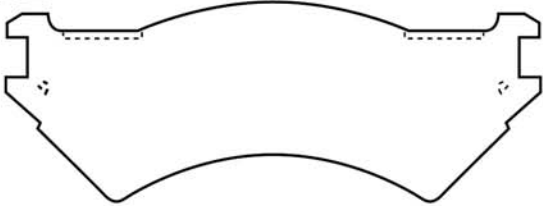
<b>D184-O</b>				<b>D184-I</b>			
							
MERITOR SET NO.	FMSI OUTER PAD NO.	FMSI INNER PAD NO.	FMSI SET NO.	OUTER BACKING PLATE LENGTH	OUTER BACKING PLATE THICKNESS	INNER BACKING PLATE LENGTH	INNER BACKING PLATE THICKNESS
MD184 MD380 MMD380	D184-O	D184-I	7806	10 1/16"	13/64"	8 5/64"	17/64"
<b>D224</b>							
							
MERITOR SET NO.	FMSI PAD NO.	FMSI SET NO.	BACKING PLATE LENGTH	BACKING PLATE THICKNESS			
MD224 MMD224	D224 (4 per Set)	7141 7807	8 13/32"	1/4"			
<b>D225-O</b>				<b>D225-I</b>			
							
MERITOR SET NO.	FMSI OUTER PAD NO.	FMSI INNER PAD NO.	FMSI SET NO.	OUTER BACKING PLATE LENGTH	OUTER BACKING PLATE THICKNESS	INNER BACKING PLATE LENGTH	INNER BACKING PLATE THICKNESS
MD225 MMD225	D225-O	D225-I	7142 7808 7818	10 5/8"	7/32"	8 5/64"	17/64"
<b>D380-O</b>				<b>D380-I</b>			
							
MERITOR SET NO.	FMSI OUTER PAD NO.	FMSI INNER PAD NO.	FMSI SET NO.	OUTER BACKING PLATE LENGTH	OUTER BACKING PLATE THICKNESS	INNER BACKING PLATE LENGTH	INNER BACKING PLATE THICKNESS
MD380 MMD380	D380-O	D380-I	7815	10 1/16"	13/64"	8 5/64"	17/64"

# HYDRAULIC DISC BRAKE PADS

<b>D411-O</b> 					<b>D411-I</b> 				
MERITOR SET NO.	FMSI OUTER PAD NO.	FMSI INNER PAD NO.	FMSI SET NO.	OUTER BACKING PLATE LENGTH	OUTER BACKING PLATE THICKNESS	INNER BACKING PLATE LENGTH	INNER BACKING PLATE THICKNESS		
MD411 MMD411	D411-O	D411-I	7299	9 17/64"	7/32"	8 21/32"	7/32"		
<b>D655</b> 									
MERITOR SET NO.	FMSI PAD NO.	FMSI SET NO.	BACKING PLATE LENGTH	BACKING PLATE THICKNESS					
MD655 MMD655	D655	7535	8 43/64"	1/4"					
<b>D777</b> 					<b>D784</b>  <p style="text-align: center; font-size: small;">                     49.3 (1.94) REF                      Metal composite shim 0.9 (.035) thick                      Two shoes have two sensors staked-on                      Two shoes have one sensor (LH,RH) staked on                 </p>				
MERITOR SET NO.	FMSI PAD NO.	FMSI SET NO.	BACKING PLATE LENGTH	BACKING PLATE THICKNESS	MERITOR SET NO.	FMSI PAD NO.	FMSI SET NO.	BACKING PLATE LENGTH	BACKING PLATE THICKNESS
MD777 MMD777	D777	7627	8 3/4"	1/4"	MD784 MMD784	D784	7652	8 1/2"	1/4"
<b>D786-O</b> 					<b>D786-O</b> 				
MERITOR SET NO.	FMSI PAD NO.	FMSI SET NO.	BACKING PLATE LENGTH	BACKING PLATE THICKNESS	MERITOR SET NO.	FMSI PAD NO.	FMSI SET NO.	BACKING PLATE LENGTH	BACKING PLATE THICKNESS
MD786 MMD786	D786	7655	9 39/64"	5/16"	MD786A MMD786A	D786	7654	9 39/64"	5/16"


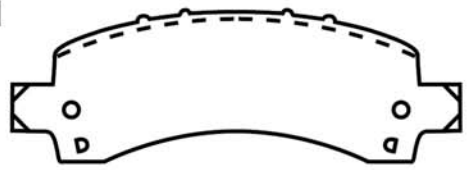
# HYDRAULIC DISC BRAKE PADS

**D802**



Metal composite shim 0.9 (.035) thick

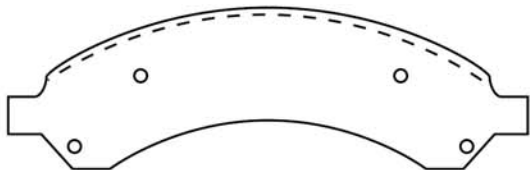
MERITOR SET NO.	FMSI PAD NO.	FMSI SET NO.	BACKING PLATE LENGTH	BACKING PLATE THICKNESS
MD802 MMD802	D802	7673	7 27/64"	1/4"

**D974-O**  **D974-I** 

Inner & outer identical, except 1 pair of lugs  
Wear sensor LH/RH on lower lug. Shim 0.9 (.034) thick staked on

MERITOR SET NO.	FMSI OUTER PAD NO.	FMSI INNER PAD NO.	FMSI SET NO.	OUTER BACKING PLATE LENGTH	OUTER BACKING PLATE THICKNESS	INNER BACKING PLATE LENGTH	INNER BACKING PLATE THICKNESS
MD974 MMD974	D974-O	D974-I	7875 7881	6 51/64"	1/4"	6 51/64"	1/4"


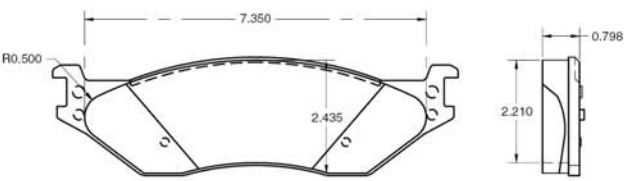
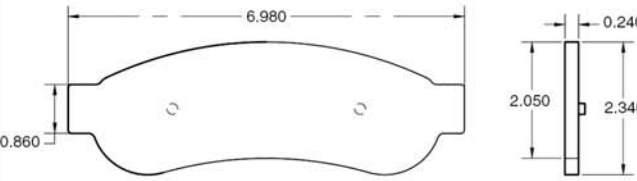
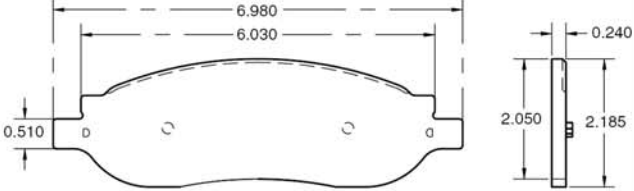
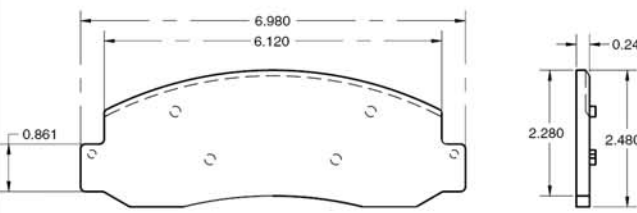
**D989**



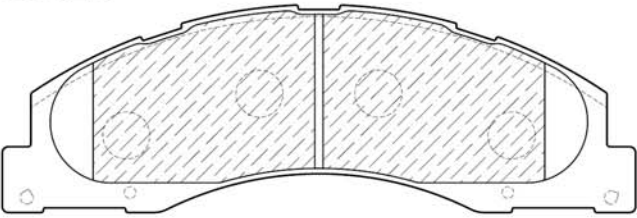
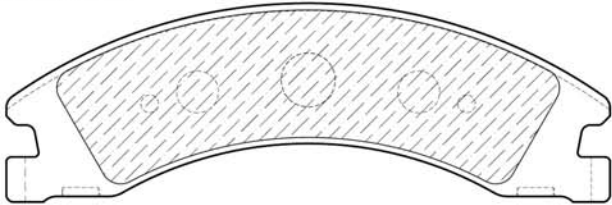
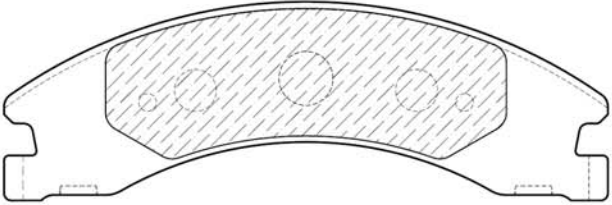
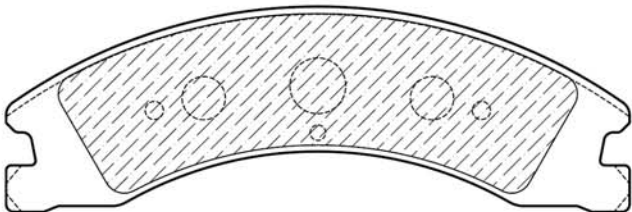
4 pcs with wear sensors (LH, RH)  
Composite shim 1.0 (.038) thick staked-on

MERITOR SET NO.	FMSI PAD NO.	FMSI SET NO.	BACKING PLATE LENGTH	BACKING PLATE THICKNESS
MD989 MMD989	D989	7891	8 19/32"	9/32"

# HYDRAULIC DISC BRAKE PADS

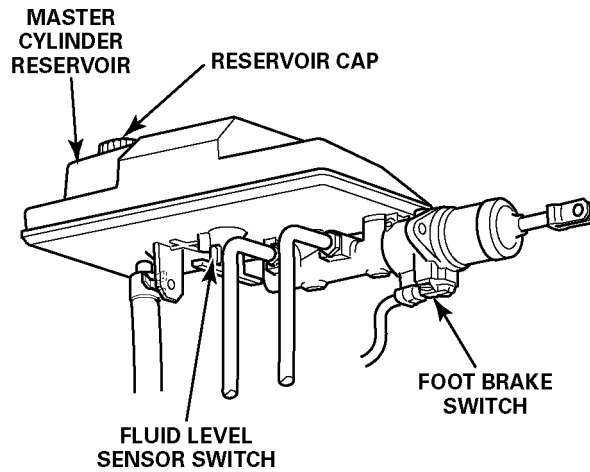
<b>D1064</b>					<b>D1066</b>				
									
MERITOR SET NO.	FMSI PAD NO.	FMSI SET NO.	BACKING PLATE LENGTH	BACKING PLATE THICKNESS	MERITOR SET NO.	FMSI PAD NO.	FMSI SET NO.	BACKING PLATE LENGTH	BACKING PLATE THICKNESS
MD1064 MMD1064	D1064	7969	11 11/32"	15/64"	MD1066 MMD1066	D1066	7972	8 3/4"	15/64"
<b>D1067</b>					<b>D1068</b>				
									
MERITOR SET NO.	FMSI PAD NO.	FMSI SET NO.	BACKING PLATE LENGTH	BACKING PLATE THICKNESS	MERITOR SET NO.	FMSI PAD NO.	FMSI SET NO.	BACKING PLATE LENGTH	BACKING PLATE THICKNESS
MD1067 MMD1067	D1067	7973	6 63/64"	1/4"	MD1068 MMD1068	D1068	7973	6 63/64"	1/4"
<b>D1069</b>									
									
MERITOR SET NO.	FMSI PAD NO.	FMSI SET NO.	BACKING PLATE LENGTH	BACKING PLATE THICKNESS					
MD1069 MMD1069	D1069	7974							

# HYDRAULIC DISC BRAKE PADS

<p><b>D1328</b></p> 											
MERITOR SET NO.	FMSI PAD NO.	FMSI SET NO.	BACKING PLATE LENGTH	BACKING PLATE THICKNESS							
MD1328 MMD1328	D1328	8440	18.67 mm	.735 in.							
<p><b>D1329-0</b></p> 				<p><b>D1329-I</b></p> 							
MERITOR SET NO.	FMSI OUTER PAD NO.	FMSI INNER PAD NO.	FMSI SET NO.	OUTER BACKING PLATE LENGTH	OUTER BACKING PLATE THICKNESS	INNER BACKING PLATE LENGTH	INNER BACKING PLATE THICKNESS				
MD1329 MMD1329	D1329-O	D1329-I	8441	15.24 mm	.6000 in.	17.02 mm	.670 in.				
<p><b>D1330</b></p> 											
MERITOR SET NO.	FMSI PAD NO.	FMSI SET NO.	BACKING PLATE LENGTH	BACKING PLATE THICKNESS							
MD1330 MMD1330	D1330	8442	19.56 mm	.770 in.							

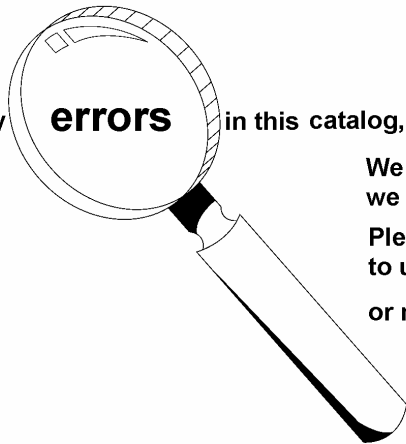


# HPB MASTER CYLINDER ASSEMBLY



KIT PART NO.	APPLICATION INFORMATION
R950055	Kit contains master cylinder reservoir, fluid level switch, 2 rubber grommets and washers. Cap not included. For bus applications only.
R950056	Kit contains master cylinder, screws, 2 rubber grommets and washers, 2 roll pins.
R950057	Kit contains two roll pins.
S400 850 844 0	Kit contains travel switch, o-ring and 2 screws. For vehicles built after 2006.
S400 850 915 0	Master cylinder cap. Fits all master cylinder reservoirs. For bus and medium duty truck application.
S451 900 924 2	Kit contains two rubber grommets.
S451 900 925 2	Kit contains one master cylinder clevis pin.
S468 411 005 0	
S468 413 020 2	
S468 413 921 2	Kit contains fluid level switch.
S478 901 054 0	Use with master cylinder 468 411 005 0 & reservoir 468 413 020 2. For bus applications.

If you detect any **errors** in this catalog, please let us know.

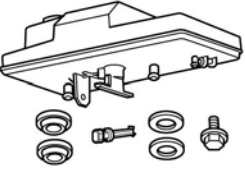
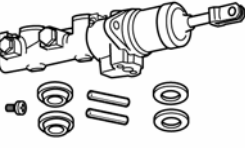





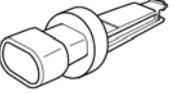
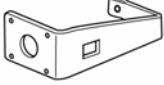


We want the information to be as accurate as possible; we appreciate your help in making it so.

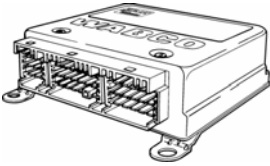
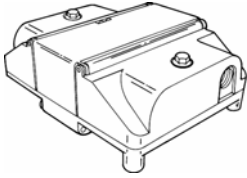
Please e-mail any comments/suggestions/corrections to us at: [catalogfeedback@meritor.com](mailto:catalogfeedback@meritor.com)

or mail to: Meritor  
attn: Catalog Dept.  
7975 Dixie Highway  
Florence, KY 41042

# HPB MASTER CYLINDER COMPONENTS

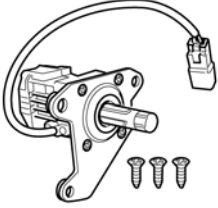

	KIT PART NO.	APPLICATION INFORMATION
	R950055	Kit contains master cylinder reservoir, fluid level switch, 2 rubber grommets and washers. Cap not included. For bus applications only.
	R950056	Kit contains master cylinder, screws, 2 rubber grommets and washers, 2 roll pins.
	R950057	Kit contains two roll pins.
	S451 900 924 2	Kit contains two rubber grommets.
	S451 900 925 2	Kit contains one master cylinder clevis pin.
	S400 850 844 0	Kit contains travel switch, o-ring and 2 screws. For vehicles built after 2006.
	S400 850 915 0	Master cylinder cap. Fits all master cylinder reservoirs. For bus and medium duty truck application.
	S451 900 474 2	
	S468 413 921 2	Kit contains fluid level switch.
	S478 901 054 0	Use with master cylinder 468 411 005 0 & reservoir 468 413 020 2. For bus applications.

## HYDRAULIC ABS ECUs

	PART NUMBER	VERSION	APPLICATION
	S446 044 085 0	D Version HABS - Cab Mounted	12V 4S/4M
	S446 044 086 0	D Version HABS - Cab Mounted	12V 4S/4M
	S446 109 011 0	D Version HABS - Frame Mounted	4S/4M 12-Volt

## PARKING BRAKE SWITCH

Mounted on the cab, not on the HCU

	KIT PART NO.	APPLICATION INFORMATION
	S446 280 012 0	Kit contains second generation switch and short bracket. S446 280 790 4 (Dash Knob) not included. For 8 coil and 10 coil application.
	S446 280 013 0	Kit contains third generation switch and short bracket. S446 280 790 4 (Dash Knob) not included. For 8 coil and 10 coil application.
	S446 280 790 4	Not included in the parking brake switch replacement kit. For 8 coil and 10 coil application.

# XpresswayPlus.Meritor.com



**XpresswayPlus.Meritor.com**  
For all of your parts-ordering needs

Don't forget about using *XpresswayPlus* for:


- Ordering parts online
- Order status
- Price and availability
- Invoice Lookup
- Parts Catalog
- Online e-mail or phone numbers for Customer Service, Information Services, Marketing, Catalog, and eSupport
- Reference Library
- The Company Store
- Literature
- Dealer/Distributor locator

XpresswayPlus is easy to use, can reduce phone calls, and save you valuable time.

# STEEL BRAKE LINES AND FITTINGS

For Domestic Vehicles

## STEEL BRAKE LINES



3/16" O.D.		1/4" O.D.		5/16" O.D.		3/8" O.D.	
Blue Label - 10 per Tube		Yellow Label - 10 per Tube		Orange Label - 5 per Tube		Green Label - 5 per Tube	
MERITOR NO.	LENGTH	MERITOR NO.	LENGTH	MERITOR NO.	LENGTH	MERITOR NO.	LENGTH
R45B308	8"	R45B408	8"	R45B508	8"	R45B608	8"
R45B312	12"	R45B412	12"	R45B512	12"	R45B612	12"
R45B320	20"	R45B420	20"	R45B520	20"	R45B620	20"
R45B330	30"	R45B430	30"	R45B530	30"	R45B630	30"
R45B340	40"	R45B440	40"	R45B540	40"	R45B640	40"
R45B351	51"	R45B451	51"	R45B551	51"	R45B651	51"
R45B360	60"	R45B460	60"	R45B560	60"	R45B660	60"

## ADAPTER LINES

- All Adapter Lines are 8" Long
- Convert 3/16" and 1/4" Brake Lines to Fit Larger than Standard Openings

MERITOR NO.	TUBE O.D.	NUT COLOR	THREAD SIZES	APPLICATION
R458564	3/16"	Red	3/8"-24, 7/16"-24	General Motors
R458565	3/16"	Black	3/8"-24, 1/2"-20	Ford
R458566	3/16"	Green	3/8"-24, 1/2"-20	General Motors
R458567	3/16"	Olive	3/8"-24, 9/16"-18	Ford
R458568	1/4"	Blue	7/16"-24, 9/16"-18	General Motors
R458569	1/4"	Brass	7/16"-24, 7/16"-24	General Motors
R458570	1/4"	Silver	7/16"-24, 1/2"-20	Ford

## FITTINGS



MERITOR NO.	DESCRIPTION
R458639	For 3/16" Hydraulic Brake Line
R458640	For 1/4" Hydraulic Brake Line
R458641	For 5/16" Hydraulic Brake Line
R458642	For 3/8" Hydraulic Brake Line



MERITOR NO.	DESCRIPTION
R458643	For 3/16" Copper Air Brake Line
R458644	For 1/4" Copper Air Brake Line
R458645	For 5/16" Copper Air Brake Line
R458646	For 3/8" Copper Air Brake Line

# STEEL BRAKE LINES AND FITTINGS


For Import Vehicles

<b>Import Brake Lines</b>			
Length	European (ISO & Bubble Flare)	Japanese (Double Flare)	British (ISO and Bubble Flare)
8"	R457013680	R457013687	R457013694
12"	R457013681	R457013688	R457013695
20"	R457013682	R457013689	R457013696
30"	R457013683	R457013690	R457013697
40"	R457013684	R457013691	R457013698
51"	R457013685	R457013692	R457013699
60"	R457013686	R457013693	R457013700
<b>Import Brake Line Fittings</b>			
Description	Tube Size	Thread Size	Part Number
European Nut	3/16"	M10 x 1.00	R457013701
Japanese Nut	3/16"	M10 x 1.00	R457013702
British Nut	3/16"	3/8" -24	R457013703



# MERITOR

# STEEL BRAKE LINE DISPLAYS



## WIRE FLOOR RACK

7 1/2" Wide x 14" Long x 21" High  
 Holds 28 tubes of Steel Brake Line. (1 tube of each size)

MERITOR NO.	DESCRIPTION
R458692	Holds one tube of each size Steel Brake Line (Not Included).

# MERITOR DOT 3 PLUS AND DOT 4 SUPER HEAVY-DUTY BRAKE FLUID


- Exceeds the Requirements of DOT 3 Brake Fluid
- Recommended for Cars, Trucks and Buses
- Operating Temperature Range of -60° F. to +450° F.
- Exceeds SAE J-1703, Federal Spec. VV-B-680 and Federal Safety Standard 116 DOT 3
- Available in Three Popular Fleet Sizes
- Plastic Containers — Won't Corrode or Rust
- Quarts and Gallons available in case quantities only.



MERITOR NO.	REPLACES	SIZE
R458571	Wagner FC9313	1 Quart — 12 per Case
R458572	Wagner FC9314	1 Gallon — 4 per Case
R458932	Wagner FC9315	5 Gallon Pail
R4512472	—	1 Quart — 12 per Case

# 16 Key Inspection Points

Safe maintenance practices include repair or replacement of any components within the system that are worn or damaged.

1. Brake Fluid
  - DOT 3 & DOT 4 brake fluid is a hydroscopic material (absorbs moisture from the atmosphere readily). A contaminated brake can cause multiple problems. This brake fluid is either clear or amber in color. If discolored, dirty, or streaked, it needs to be replaced.
2. Tires -excessive wear and improper inflation
  - Improperly worn or inflated tires can potentially cause stopping problems.
  - Vibration - if left unchecked, can potentially cause steering component premature wear, caliper mounting wear, brake disc pad vibration wear, driver fatigue, along with potential premature failure of other safety-related items.
  - Wheel end over-heating
3. Wheels - bent or warped rims
  - Vibration -if left unchecked, can cause potential steering component premature wear, caliper mounting wear, brake disc pad vibration wear, driver fatigue, along with potential premature failure of other safety-related items.
4. Loose Wheel Bearings
  - Can potentially cause premature wear to disc pads, wheel offs, caliper failure, rotor failure, or brake pull.
5. Suspension Components - improper lubrication, wear or broken components
  - Can affect stopping distances, axle alignment and brake pull.
  - Can damage caliper, brake lines.
6. Mounting Bolts
  - Check for overall condition, corrosion, and torque.
  - For best results - slide pins, bolts and bushing should be replaced when servicing disc pads.
7. Bridge Bolts
  -  **WARNING:** Do not remove the bridge bolts to perform service procedures. If the bridge bolts are removed, they should be replaced with new bolts. They must be re-installed correctly (serious personal injury, brake loss or damage to components can result).
- Inspect for - Damage caused from corrosion around and under head and washer area.
8. Brake Pad Retainer
  - Clean and inspect for wear that leaves the pads loose or causes the pads to bind. If worn or damaged, replace.
9. Lining Wear Plate
  - Clean and inspect for wear or damage that could prevent pads from movement. If worn or damaged, replace.
10. Crossover Tube
  - Inspect for corrosion or road hazard damage.
11. Disc Pads
  - Inspect for abnormal wear, premature wear or contamination from foreign substances.
12. Piston Boots
  - Check for damage, flexibility and leaks.
13. Piston
  - Check for damage from high heat temperatures and age which can be leading causes of delamination of phenolic composite-type pistons.
14. Rotor
  - Inspect for blue discoloration and heat checks. parallelism wear, radial run-out, safe working thickness (check the manufacturer's recommendation for minimum thickness), cooling fin corrosion, pad damage from foreign substance contamination and hub bearing axial play.
15. Lines
  - Flexible lines: check for cracking, wear spots, soft spots, bulging areas, fluid leakage and positioning of steel line fasteners.
  - Non-flexible lines: check for kinks, rust deposits, positioning of steel line fasteners; leakage points should be repaired.
16. Bleeder Screw
  - Check for leaks and overall condition of bleeder screw.

# SECTION 4

## INDEX

<b>Air Systems</b>	<b>Page</b>
ABS Modulator Valve Extension Cables.....	4-18
ABS Valve Package (Front Axle) .....	4-18
ABS Valve Package (Rear Axle).....	4-17
ABS/ATC Valve Package (Rear Axle) .....	4-17
Air Compressors .....	4-1
Air Dryers .....	4-4
Check Valves .....	4-7
Control Valves.....	4-8
ECUs.....	4-16
Foot Valves .....	4-9
Governors .....	4-1
Hose and Fittings .....	4-15
Hose Assemblies .....	4-14
Park Brake Valve .....	4-13
Pressure-Controlled Check Valve.....	4-4
Protection Valves .....	4-10
Quick Release Valves .....	4-11
Relay Valves .....	4-12
Sensors .....	4-16
Sensor Clips.....	4-18
Spring Brake Valves.....	4-13
Switches and Indicators .....	4-13
Two-Way Check Valve.....	4-8




# TROUBLESHOOTING TIPS FOR SYSTEM SAVER SINGLE CARTRIDGE AIR DRYERS

CONDITION	POSSIBLE CAUSE	SOLUTION
No regeneration cycle. No airflow from purge valve after initial purge blast (dryer decompression).	Air dryer not connected to supply tank or connections reversed at dryer. Regeneration valve not working. One-way check valve installed in supply tank. Alcohol evaporator installed between dryer and supply tank.	Verify proper dryer installation per system diagram.  Replace regeneration valve. Remove one-way check valve. Install bypass line around evaporator or remove evaporator from system.
Air dryer purges too often, perhaps as frequently as every 15 seconds, accompanied by excessive cycling of the compressor.	Leak in line between governor and dryer port 4. Leak in line between supply tank and governor. Excessive air system leaks. Excessive air system demands. Outlet check valve not sealing. Regeneration valve not shutting off properly. Air governor has less than 16 psi range. Leaking air compressor unloader(s).	Repair air line. Repair air line. Repair leaks. Increase air system capacity or reduce air demand. Inspect and replace outlet check valve as needed. Replace regeneration valve. Replace air governor. Inspect compressor. Repair/replace per manufacturer's instructions.
Air dryer does not purge when compressor unloads (no blast of air from purge valve).	Air line between governor and air dryer port 4 kinked or plugged. Purge valve stuck closed. Air governor not working properly. Cut-out pressure never achieved by air compressor.	Repair air line. Replace purge valve. Inspect air governor. Repair/replace per manufacturer's instructions. Check for air leaks in system and repair as needed. If no leaks in system, check compressor output. Repair/replace per manufacturer's instructions.
Air flows out of purge valve entire time compressor is unloaded.	Turbo cut-off valve not sealing.	Replace turbo cut-off valve.
Rapid "spitting" of air from purge valve in small amounts. Frequency varies with engine speed.	Holset E-Type compressor used, but non-1200E dryer installed. Compressor not completely unloading when cut-out pressure is reached.	Replace air dryer with an SS1200E air dryer. Inspect compressor. Repair/replace per manufacturer's instructions.
Air leak at turbo cut-off valve vent. Hole burned in piston.	Temperature of air coming into dryer is too high — not enough cooling takes place before dryer inlet.	Move dryer farther from compressor. Add additional compressor discharge line before air dryer. Add cooling coil or heat exchanger before air dryer. <b>NOTE: Inlet air temperature must not exceed 175F.</b>
Air leak at turbo cut-off valve vent.	Lip seal installed upside-down on piston. Lip must face UP (towards dryer). Valve bore worn excessively.	Install lip seal correctly.  Inspect valve bore for wear. If a new turbo cut-off valve does not seal in a clean, lubricated bore, replace the air dryer.
Air dryer frozen (water collecting in base of dryer is freezing).	No electrical power to heater connector.  Low voltage to heater connector.  Heater assembly not working. Wrong voltage air dryer used; i.e., 12-volt air dryer used in a 24-volt system.	Check for a blown fuse. Repair heater circuit. <b>NOTE: There must be power to the heater connector the entire time the vehicle's ignition is "on."</b> Repair cause of low voltage, such as poor electrical ground, bad connections, corroded wire splices, etc. Replace heater assembly. Replace with correct voltage air dryer.
No air pressure build-up in system.	Air dryer not plumbed correctly (connections reversed).  Wrong air line connected to dryer port 4. Air governor not working properly. Air system leaks, such as compressor discharge line, air dryer, reservoirs, brake or suspension valves, etc. Air dryer leaks from purge valve.	Ensure compressor discharge line is plumbed to air dryer port 1, and air dryer port 21 is connected to vehicle's supply tank. Ensure dryer port 4 line is connected to the "UNL" port of the air governor. Inspect governor per manufacturer's instructions. Repair or replace as needed. Locate leak(s) and repair.  See purge valve conditions listed in this chart.
Water in tanks; often following aftermarket installation or when dryer is a replacement for a competitive brand.	Pressure-controlled check valve not installed in correct tank or not installed at all. Pressure-controlled check valve properly installed, but one-way check valve not removed.	Install pressure-controlled check valve in secondary tank.  Remove one-way check valve so that only the pressure-controlled check valve is installed between the secondary tank and supply tank.
Water, oil, or sludge in air system tanks.	Desiccant contaminated with oil. Holset E-Type compressor used, but non-1200E dryer installed.	Replace desiccant. Inspect compressor per manufacturer's instructions. Replace air dryer with an SS1200E air dryer.
Water in system tanks, everything else checks out okay.	Dryer not suitable for application.	Review application guidelines. For assistance, call Meritor Customer Support Center at 1-800-535-5560.


## AIR BRAKE GOVERNORS

### BENDIX D-2 GOVERNOR



MERITOR NO.	NEW/ REMAN	REPLACES	CUT-IN	CUT-OUT	PORT SIZE	CORE NO.	CORE GROUP	APPLICATION & GENERAL INFORMATION
R955275491N	Price Point	Bendix 275491	100 psi	120 psi	1/8"			Standard Version. Pressure setting range is adjustable. Governor - Signals the unloading mechanism on the compressor when to build up air to the reservoir and when to halt air build up. Usually between 100 and 120 psi. Includes plugs for unused ports and gasket.

### MIDLAND STANDARD GOVERNOR



MERITOR NO.	NEW/ REMAN	REPLACES	CUT-IN	CUT-OUT	PORT SIZE	CORE NO.	CORE GROUP	APPLICATION & GENERAL INFORMATION
R955KN18530X	Reman	Midland KN18530X	100 psi	120 psi	1/8"	XC1145	MD251	Governor - Signals the unloading mechanism on the compressor when to build up air to the reservoir and when to halt air build up. Usually between 100 and 120 psi.

## ALL MAKES AIR COMPRESSORS - COMPETITIVE

### BENDIX TU-FLO 501

- 4 Hole Base
- Vertical Mount
- Pulley Drive
- Water and Air Cooled



Base Style A



Base Style B




MERITOR NO.	BASE STYLE	MODEL	OUTRIGHT/ REMAN	REPLACES	PORT LOCATION INLET/OUTLET	TYPE OF DISCHARGE	UNLOADER KIT	MOUNTING GASKET KIT	CORE NO.	CORE GROUP
R955286528X	Base A	TU-FLO 501	Reman	Bendix 286528X	Left/Top	Threaded	R955279615N	R955280511N	XC1591	BN670

## ALL MAKES AIR COMPRESSORS - COMPETITIVE

### BENDIX TU-FLO 550

- 4 Hole Base
- Vertical Mount
- Pulley Drive
- Thru Drive
- Water Cooled Head
- Air Cooled Block



MERITOR NO.	MODEL	OUTRIGHT/ REMAN	REPLACES	PORT LOCATION INLET/OUTLET	TYPE OF DISCHARGE	UNLOADER KIT	MOUNTING GASKET KIT	CORE NO.	CORE GROUP
R955107514X	TU-FLO 550	Reman	Bendix 107514X	Left/Top	Threaded	R955153150	R955280511N	XC1519	BN724
R955108110X <sup>10</sup>			Bendix 108110X						

### BENDIX BX2150

- 4 Hole
- Vertical Mount
- Pulley Drive
- Water Cooled Head
- Air Cooled Block



MERITOR NO.	MODEL	OUTRIGHT/ REMAN	REPLACES	PORT LOCATION INLET/OUTLET	TYPE OF DISCHARGE	UNLOADER KIT	MOUNTING GASKET KIT	CORE NO.	CORE GROUP
R955106439X <sup>31</sup>	BX2150	Reman	Bendix 106439X	Left/Optional	Threaded	R955104012	R955153102	XC1644	BN601

## ALL MAKES AIR COMPRESSORS - CATERPILLAR

### BENDIX BX2150

- Caterpillar
- 3304-3306 Flange
- Flange Mount
- Water Cooled Head
- Air Cooled Block




MERITOR NO.	MODEL	OUTRIGHT/ REMAN	REPLACES	PORT LOCATION INLET/OUTLET	TYPE OF DISCHARGE	UNLOADER KIT	MOUNTING GASKET KIT	CORE NO.	CORE GROUP
R955109219X	BX2150	Reman	Bendix 109219X	Left/Top	Threaded	R955279615N	R955153106	XC1665	BN604

## ALL MAKES AIR COMPRESSORS - CUMMINS

### BENDIX TU-FLO 550 • 750

- Cummins Double Flange
- Flange Mount
- Water Cooled



MERITOR NO.	MODEL	OUTRIGHT/ REMAN	REPLACES	PORT LOCATION INLET/OUTLET	TYPE OF DISCHARGE	UNLOADER KIT	MOUNTING GASKET KIT	CORE NO.	CORE GROUP
R955108804X <sup>37</sup>	TU-FLO 550	Reman	Bendix 108804X	Top/Left	Optional	R955153150	R955153108	XC1494	BN721

4

## ALL MAKES AIR COMPRESSORS - INTERNATIONAL

### BENDIX TU-FLO 550


- International I6, Pre-2004 DT466, HT530
- Flange Mount
- Water and Air Cooled



MERITOR NO.	MODEL	OUTRIGHT/ REMAN	REPLACES	PORT LOCATION INLET/OUTLET	TYPE OF DISCHARGE	UNLOADER KIT	MOUNTING GASKET KIT	CORE NO.	CORE GROUP
R9555004613X <sup>42</sup>	TU-FLO 550	Reman	Bendix 5004613X	Right/Left	Optional	R955153150	R955153112	XC1490	BN724

### BENDIX TU-FLO 550 • 750

- Splined and Tapered Shaft
- 3406B-3176
- Flange Mount
- Water Cooled Head
- Air Cooled Block



MERITOR NO.	MODEL	OUTRIGHT/ REMAN	REPLACES	PORT LOCATION INLET/OUTLET	TYPE OF DISCHARGE	UNLOADER KIT	MOUNTING GASKET KIT	CORE NO.	CORE GROUP
R9555004614X <sup>50</sup>	TU-FLO 750	Reman	Bendix 5004614X	Right/Left				XC1480	BN877

Replacement Kits contain: Air Dryer Base, Cartridge, Label, Heater Power Harness, Mounting Hardware and Pressure Controlled Check Valve.


Alphabetical designations of Air Dryers: **P** - External purge tank is used for desiccant regeneration **U** - Discharge line is used for unloading compressor **E** - Holset style compressor function. Dryer has external econ line **UP** - Discharge line for unloading compressor and external purge tank

37 Cummins ISB & C - 37 tooth gear.


42 International I6 pre-2004 DT466, HT530.

50 International I6 pre-2004 HT530.

## MERITOR WABCO SYSTEM SAVER 1200 REPLACEMENTS


	REPL. KIT PART NO.	SERVICE EXCH. PART NO.	CORE NO.	CORE GROUP	PORT SIZES/ DETAILS	DESCRIPTION OF AIR DRYER	AIR DRYER	CARTRIDGE
	R955205	SRWABK118NX	XC3200	AD001	Port 1 (supply): .50"-14 NPTF; Port 21 (delivery): .50"-14 NPTF; Port 4 (control): .25"-18 NPTF; Port 22 (purge tank): .25"-18 NPTF	12-volt System Saver 1000/1200. Production number 432 413 001 0 or 432 413 003 0.	SRWABK118	R950011 or R950068

## MERITOR WABCO SYSTEM SAVER 1200PLUS REPLACEMENTS

	REPLACEMENT KIT PART NO.	COMPRESSOR RATING	CARTRIDGE	APPLICATION INFORMATION
	S400 850 701 0	< 35CFM	R950011 or R950068	12V System Saver 1200Plus air dryer, retrofit kit for Bendix AD9 air dryers. Contains SS1200Plus dryer, AD-9 mounting bracket adapter and installation instructions. Does not include the integrated governor.

## SS1200 AIR DRYER REPAIR KIT

### PRESSURE-CONTROLLED CHECK VALVE (PC CHECK VALVE)

	PART NUMBER	LENGTH	PORT THREAD	APPLICATION INFORMATION
	S434 100 310 0	3-1/4"	.50"-14 NPTF	Acts as a one-way check valve when pressure drops below 90 psi.

## ALL MAKES AIR DRYERS

### BENDIX AD-2 AIR DRYER



MERITOR NO.	NEW/REMAN	REPLACES	CORE NO.	CORE GROUP	APPLICATION AND GENERAL INFORMATION
R955286934X	Reman	Bendix 286934X	XC1120	BN453	Air Dryer and Cartridges - Desiccant style air dryers are basically in line filters that remove both liquid and vapor from compressor discharge air before it reaches the reservoir. As a result, only clean, dry air is supplied to the air system. This helps prevent freeze-ups and prolongs the life of air system components.

Replacement Kits contain: Air Dryer Base, Cartridge, Label, Heater Power Harness, Mounting Hardware and Pressure Controlled Check Valve.

Alphabetical designations of Air Dryers: **P** - External purge tank is used for desiccant regeneration **U** - Discharge line is used for unloading compressor **E** - Holset style compressor function. Dryer has external econ line **UP** - Discharge line for unloading compressor and external purge tank

# ALL MAKES AIR DRYERS

**BENDIX  
AD-4 AIR DRYER**



MERITOR NO.	NEW/REMAN	REPLACES	CORE NO.	CORE GROUP	APPLICATION AND GENERAL INFORMATION
R955065041X	Reman	Bendix 065041X	XC1187	BN457	Air Dryer and Cartridges - Desiccant style air dryers are basically in line filters that remove both liquid and vapor from compressor discharge air before it reaches the reservoir. As a result, only clean, dry air is supplied to the air system. This helps prevent freeze-ups and prolongs the life of air system components.


4

**BENDIX  
AD-4 DESICCANT CARTRIDGE**



MERITOR NO.	NEW/REMAN	REPLACES	CORE NO.	CORE GROUP	APPLICATION AND GENERAL INFORMATION
R955103981N	Price Point	Bendix 103981			Air Dryer and Cartridges - Desiccant style air dryers are basically in line filters that remove both liquid and vapor from compressor discharge air before it reaches the reservoir. As a result, only clean, dry air is supplied to the air system. This helps prevent freeze-ups and prolongs the life of air system components.

**BENDIX  
AD-9 AIR DRYER**



MERITOR NO.	NEW/REMAN	REPLACES	CORE NO.	CORE GROUP	COMMENTS	APPLICATION AND GENERAL INFORMATION
R955065225N	Price Point	Bendix 065225			12 volt with bracket and power cable	Air Dryer and Cartridges - Desiccant style air dryers are basically in line filters that remove both liquid and vapor from compressor discharge air before it reaches the reservoir. As a result, only clean, dry air is supplied to the air system. This helps prevent freeze-ups and prolongs the life of air system components.
R955109685N	Price Point	Bendix 109685			12 volt	

## ALL MAKES AIR DRYERS

### BENDIX AD-9 DESICCANT CARTRIDGE



MERITOR NO.	NEW/REMAN	REPLACES	CORE NO.	CORE GROUP	COMMENTS	APPLICATION AND GENERAL INFORMATION
R955107796N	Price Point	Bendix 107796				Air Dryer and Cartridges - Desiccant style air dryers are basically in line filters that remove both liquid and vapor from compressor discharge air before it reaches the reservoir. As a result, only clean, dry air is supplied to the air system. This helps prevent freeze-ups and prolongs the life of air system components.

### BENDIX AD-9 HEATER / THERMOSTAT ASSEMBLY



MERITOR NO.	NEW/REMAN	REPLACES	VOLTAGE	WATTS	APPLICATION AND GENERAL INFORMATION
R955109578N	Price Point	Bendix 109578	12 volt	75 Watts	Heater/Thermostat Assembly (White)

### BENDIX AD-9 PURGE VALVE AND HEATER / THERMOSTAT ASSEMBLY




MERITOR NO.	NEW/REMAN	REPLACES	STYLE	APPLICATION AND GENERAL INFORMATION
R955800405N	Price Point	Bendix 800405	Hard Seat	Purge Valve and Heater/Thermostat Repair Kit - 12 Volt

### BENDIX AD-IP AIR DRYER




MERITOR NO.	NEW/REMAN	REPLACES	CORE NO.	CORE GROUP	COMMENTS	APPLICATION AND GENERAL INFORMATION
R955109477X	Reman	Bendix 109477X	XC1800	BN470	12 volt	Air Dryer and Cartridges - Desiccant style air dryers are basically in line filters that remove both liquid and vapor from compressor discharge air before it reaches the reservoir. As a result, only clean, dry air is supplied to the air system. This helps prevent freeze-ups and prolongs the life of air system components.


## ALL MAKES AIR DRYERS

<b>BENDIX AD-IP CARTRIDGE</b>					
MERITOR NO.	NEW/REMAN	REPLACES	CORE NUMBER	CORE GROUP	APPLICATION AND GENERAL INFORMATION
R955065624N	Price Point	Bendix 065624			Air Dryer and Cartridges - Desiccant style air dryers are basically in line filters that remove both liquid and vapor from compressor discharge air before it reaches the reservoir. As a result, only clean, dry air is supplied to the air system. This helps prevent freeze-ups and prolongs the life of air system components.

4

<b>BENDIX AD-SP / AD-IS CARTRIDGE</b>					
MERITOR NO.	NEW/REMAN	REPLACES	CORE NUMBER	CORE GROUP	APPLICATION AND GENERAL INFORMATION
R109994	Price Point	Bendix 109994, Bendix 5008414, Bendix BR950011, Haldex 109994K, Wabco 432 410 222 7			Air Dryer and Cartridges - Desiccant style air dryers are basically in line filters that remove both liquid and vapor from compressor discharge air before it reaches the reservoir. As a result, only clean, dry air is supplied to the air system. This helps prevent freeze-ups and prolongs the life of air system components.

## CHECK VALVES

<b>BENDIX DC-4 DOUBLE CHECK VALVE</b>						
MERITOR NO.	NEW/REMAN	REPLACES	PORT SIZE	CORE NO.	CORE GROUP	APPLICATION AND GENERAL INFORMATION
R955278614N	Price Point	Bendix 278614	(3) 3/8"			DC-4 Double Check Valve - Accepts a signal from two sources and delivers it to a common outlet, Normally used with a trailer control and foot valve where delivery pressure from either source, but not both controls the brakes.
R955KN23000N		Midland KN23000	1/2"			Heavy Duty Version
R955KN23010N		Midland KN23010	3/8"			



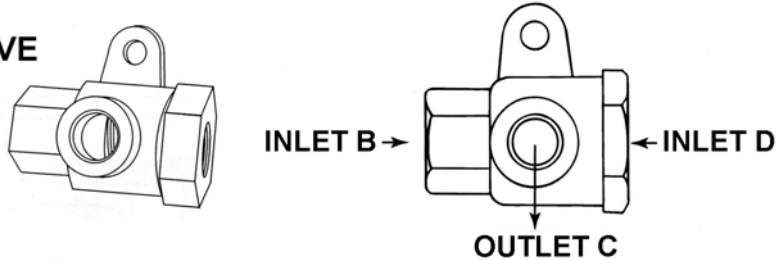
## CHECK VALVES

### MIDLAND SINGLE CHECK VALVE



MERITOR NO.	NEW/REMAN	REPLACES	PORT SIZE	LENGTH	APPLICATION AND GENERAL INFORMATION
R955KN23010N	Price Point	Midland KN23010	3/8"	2-15/32"	Heavy Duty Version
R955KN23000N		Midland KN23000	1/2"		


### MIDLAND TWO-WAY CHECK VALVE



MERITOR NO.	NEW/REMAN	REPLACES	INLET B	INLET D	OUTLET C	APPLICATION AND GENERAL INFORMATION
RKN25060	New	Midland KN25060	3/8" F	3/8" F	3/8" F	Can be used in place of ball or shuttle types., Improves FMVSS-121 systems, Not position sensitive, may be mounted in any position., Used when two inputs must become one output., Weight 0.3 lbs.

## AIR BRAKE CONTROL VALVES

### BENDIX PP-1 CONTROL VALVE




Push Pull Valve - Manually operable - Pressure sensitive, on/off valves which will automatically return to the button out (exhaust) position when supply pressure is below the required minimum.

MERITOR NO.	NEW/REMAN	REPLACES	AUTO RELEASE PRESSURE	DELIVERY PORT	CORE NO.	CORE GROUP	APPLICATION & GENERAL INFORMATION
R955276567N	Price Point	Bendix 276567	40 psi	1/8"			Button and mounting nut not included.
R955276567X	Reman	Bendix 276567X			XC1081	BN135	

# AIR BRAKE FOOT VALVES

## BENDIX E-7 DUAL FOOT VALVE (Dual Circuit)




Dual Circuit Foot Valve - A dual foot valve has two separate circuits for service and secondary braking, and is used in dual circuit air brake systems mandated by FMVSS-121. Braking ability is maintained in the event that one circuit fails. The E-7 is a firewall mounted, suspended pedal foot valve. It is a dual circuit valve with two separate supply and delivery circuits. Threaded supply and delivery ports for both circuits are located on the back of the valve.

Furnished less treadle and mounting brackets.

MERITOR NO.	NEW/ REMAN	REPLACES	SUPPLY	DELIVERY	EXHAUST	SUPPLY PORTS MOUNT SIDE	DELIVERY PORTS MOUNT SIDE	CORE GROUP	CORE NO.
R955101818	Meritor WABCO	Bendix 101818	1/4" (4)	3/8" (4)	Diaphragm	1/2" (2) 1/8" (1)	1/2" (2)		
R955101818N	Price Point								
R955101818X	Reman	Bendix 101818X						BN207	XC1032

## BENDIX E-6 DUAL FOOT VALVE (Dual Circuit)



Dual Circuit Foot Valve - A dual foot valve has two separate circuits for service and secondary braking, and is used in dual circuit air brake systems mandated by FMVSS-121. Braking ability is maintained in the event that one circuit fails.

- All supply and delivery ports are 3/8" PT. Two supply ports are serviced from the number 1 reservoir and 2 are serviced by the number 2 reservoir. Two delivery ports actuate the primary circuit and 2 actuate the secondary circuit. The E-6 is a floor mounted treadle operated valve with two separate supply and delivery circuits.

MERITOR NO.	NEW/REMAN	REPLACES	SUPPLY	DELIVERY	CORE NO.	CORE GROUP	APPLICATION AND GENERAL INFORMATION
R955286171	Meritor WABCO	Bendix 286171	3/8" (4)	3/8" (4)			Furnished less treadle and mounting brackets.
R955286171N	Price Point	Bendix 286171					
R955286171X	Reman	Bendix 286171X			XC1111	BN206	

## AIR BRAKE FOOT VALVES

### BENDIX E-12 DUAL FOOT VALVE (Dual Circuit)



Dual Circuit Foot Valves - A dual foot valve has two separate circuits for service and secondary braking, and is used in dual circuit air brake systems mandated by FMVSS-121. Braking ability is maintained in the event that one circuit fails. The Bendix E-12 dual circuit foot valve is a floor mounted treadle operated valve with two separate supply and delivery circuits.

MERITOR NO.	NEW/ REMAN	REPLACES	DELIVERY PORTS	CORE NO.	CORE GROUP	APPLICATION AND GENERAL INFORMATION
R955800629N	Price Point	Bendix 800629	3/8"-18			Furnished less treadle and mounting brackets.

## AIR BRAKE PROTECTION VALVES

### MIDLAND PR-2 PRESSURE PROTECTION VALVE



MERITOR NO.	NEW/ REMAN	REPLACES	CRACK PRESSURE	CORE NO.	CORE GROUP	APPLICATION AND GENERAL INFORMATION
R955277147N	Price Point	Bendix 277147	65 psi			Pressure Protection Valves - Protects the brae system from accessory failure. Used to isolate and protect one reservoir supply from another by closing at its pressure setting. Also used in rapid buildup systems where it delays the filling of auxiliary reservoirs until a preset pressure is reached in the primary reservoir. Pressure Setting on the PR-2 is adjustable.

## AIR BRAKE PROTECTION VALVES

### MIDLAND PRESSURE PROTECTION VALVE




MERITOR NO.	NEW/ REMAN	REPLACES	CRACK PRESSURE		ACCESSORY PORT		CORE NO.	CORE GROUP	APPLICATION AND GENERAL INFORMATION
			OPEN	CLOSE	B	C			
R955KN31000X	Reman	Midland KN31000X	65 psi	45 psi	1/4"	1/8"	XC1176	MD391	Pressure Protection Valves - Protects the brake system from accessory failure. Used to isolate and protect one reservoir supply from another by closing at its pressure setting. Also used in rapid buildup systems where it delays the filling of auxiliary reservoirs until a preset pressure is reached in the primary reservoir. Pressure setting on this valve is not adjustable.

4

## AIR BRAKE QUICK RELEASE VALVES

### BENDIX QR-1C QUICK RELEASE VALVE (With Double Check Valve)

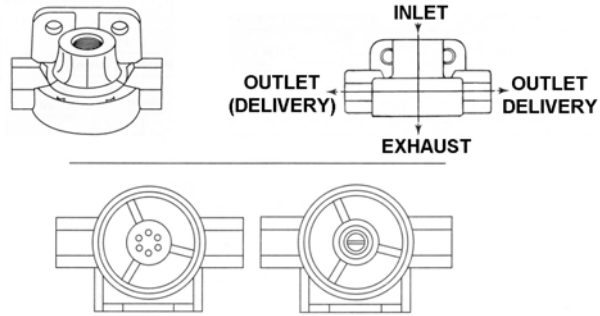


Quick Release Valve with Double Check Valve - Incorporates both a quick release and a double check valve. Functions as a quick release for the emergency side of the spring brakes, while the double check valve prevents simultaneous application of the emergency side of the spring brake (Anti-Compounding).

MERITOR NO.	NEW/ REMAN	REPLACES	SPECIFICATIONS			CORE NO.	CORE GROUP
			DELIVERY	SUPPLY	CRACK PRESSURE		
R955289714N	Price Point	Bendix 289714	3/8"	1/2"	1 psi	XC1129	BN269
R955289714X	Reman	Bendix 289714X	3/8"	1/2"	1 psi		

## AIR BRAKE QUICK RELEASE VALVES


### MIDLAND QUICK RELEASE VALVE



MERITOR NO.	NEW/REMAN	REPLACES	INLET PORT	OUTLET DELIVERY PORTS	DIFFERENTIAL PSI	APPLICATION AND GENERAL INFORMATION
RKN32011	New	Midland KN32011	1/2"	3/8"	0	Aids in meeting FMVSS-121 timing requirements., Corrosion and weather resistant., Used wherever a quick release function is required in the air brake system. Made of durable EGC (Engineering Grade Composite)., Utilizes an oil resistant diaphragm for longer life., Weight 0.31 lb.

## AIR BRAKE RELAY VALVES

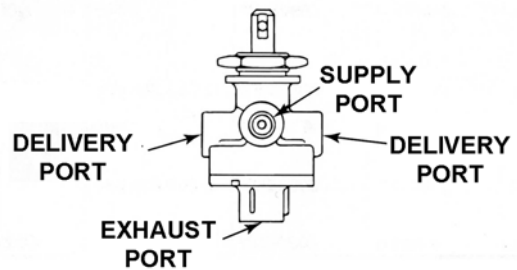
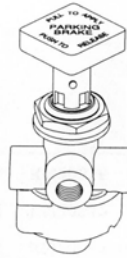
### BENDIX R-14H RELAY VALVE (HORIZONTAL)



MERITOR NO.	NEW/REMAN	REPLACES	CRACK PRESSURE	CORE NO.	CORE GROUP	APPLICATION AND GENERAL INFORMATION
R955103010N	Price Point	Bendix 103010	4.0 psi			(2) 1/2" PT delivery ports located on the side of the valve. (1) 1/4" PT service port. (2) 3/4" PT supply ports. (1) 1/8" PT balance port located under the exhaust cover.
R955103010X	Reman	Bendix 103010X		XC1047	BN025	The balance port provides an anti-compounding feature that prevents simultaneous application of the service and parking sides of the spring brake and allows the valve to control spring brakes and service brakes.  Universal mounting bracket R955153200 supplied with all R-14 relay valves.

## PARK BRAKE VALVE

### MIDLAND PARK BRAKE VALVE 1 Knob



MERITOR NO.	NEW/REMAN	REPLACES	POP PRESSURE	INCLUDED KNOB	APPLICATION AND GENERAL INFORMATION
RKN20021	New	Midland KN20021	35 +/- 10 psi	RKN20903	All ports 1/8"-27 NPTF, Bulkhead mount - 7/8" 7/8" mounting hole required, Controls parking/emergency brakes., Direct replacement for the PP-1., Made of durable EGC (Engineering Grade Composite)., Weight 0.4 lb., Will not rust or corrode.

4

## AIR BRAKE SPRING BRAKE VALVES

### BENDIX SR-1 SPRING BRAKE VALVE




Spring Brake Valve - A dual function valve. (1)Limits hold-off pressure to the spring brakes via a relay of quick release valve, generally 90-95psi. (2) Should a loss of pressure occur it provides a modulated spring brake application proportional to the service braking pressure delivered to the front axle. Commonly used on post FMVSS-121 systems.

MERITOR NO.	NEW/REMAN	REPLACES	RESERVOIR TRIP PRESSURE	CORE NO.	CORE GROUP	APPLICATION AND GENERAL INFORMATION
R955288063X	Reman	Bendix 288063X	30 psi	XC1113	BN101	The SR-1 is normally used on trucks and tractors with dual air brake systems. Parking functions are also controlled through the SR-1. (1) 1/4" PT delivery port. (1) 1/4" PT reservoir port. (1) 1/4" PT control port. (1) 1/4" PT supply port.
R955286364N	Price Point	Bendix 286364	55 psi			
R955286364X	Reman	Bendix 286364X		XC1113	BN101	


## AIR BRAKE SWITCHES AND INDICATORS

### BENDIX SL-4 STOP LIGHT SWITCH



MERITOR NO.	NEW/REMAN	REPLACES	ACTIVATION PRESSURE	CORE NO.	CORE GROUP	APPLICATION AND GENERAL INFORMATION
R955228600N	Price Point	Bendix 228600	5 psi (approx.)			

# AIR BRAKE HOSE ASSEMBLIES




Meritor Air Hose Assembly part numbers consist of a four digit base number followed by a dash and two additional digits. The four digit base number designates the size of the air hose and type of end fittings. The last two digits designate the overall length of the hose, "A" above. Air hoses are sold unpackaged as designated by the -BK after each part number.

MERITOR BASE NO.	AIR HOSE I.D.	END FITTING TYPE
<b>R955502</b>	3/8"	1/4"-18NPTF, one fixed, one swivel end
<b>R955503</b>	3/8"	3/8"-18NPTF, one fixed, one swivel end
<b>R955504</b>	3/8"	3/8"-18NPTF, both ends swivel
<b>R955505</b>	1/2"	3/8"-18NPTF, one fixed, one swivel end
<b>R955506</b>	1/2"	1/2"-18NPTF, fixed end; 3/8"-18NPTF, swivel end
<b>R955507</b>	1/2"	3/8"-18NPTF, both ends swivel



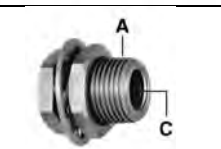


Overall Air Hose Length "A"	3/8" Air Brake Hose Assemblies			1/2" Air Brake Hose Assemblies		
	Meritor No. 1/4"-18 NPTF	Meritor No. 3/8"-18 NPTF	Meritor No. 3/8"-18 NPTF	Meritor No. 3/8"-18 NPTF	Meritor No. 1/2"-14 NPTF Fixed	Meritor No. 3/8"-18 NPTF
	1 Fixed/1 Swivel	1 Fixed/1 Swivel	2 Swivel	1 Fixed/1 Swivel	3/8"-18 NPTF Swivel	2 Swivel
8"	R955502-08-BK	R955503-08-BK	R955504-08-BK	R955505-08-BK	R955506-08-BK	R955507-08-BK
12"	R955502-12-BK	R955503-12-BK	R955504-12-BK	R955505-12-BK	R955506-12-BK	R955507-12-BK
14"	R955502-14-BK	R955503-14-BK	R955504-14-BK	R955505-14-BK	R955506-14-BK	R955507-14-BK
16"	R955502-16-BK	R955503-16-BK	R955504-16-BK	R955505-16-BK	R955506-16-BK	R955507-16-BK
18"	R955502-18-BK	R955503-18-BK	R955504-18-BK	R955505-18-BK	R955506-18-BK	R955507-18-BK
20"	R955502-20-BK	R955503-20-BK	R955504-20-BK	R955505-20-BK	R955506-20-BK	R955507-20-BK
22"	R955502-22-BK	R955503-22-BK	R955504-22-BK	R955505-22-BK	R955506-22-BK	R955507-22-BK
24"	R955502-24-BK	R955503-24-BK	R955504-24-BK	R955505-24-BK	R955506-24-BK	R955507-24-BK
26"	R955502-26-BK	R955503-26-BK	R955504-26-BK	R955505-26-BK	R955506-26-BK	R955507-26-BK
28"	R955502-28-BK	R955503-28-BK	R955504-28-BK	R955505-28-BK	R955506-28-BK	R955507-28-BK
30"	R955502-30-BK	R955503-30-BK	R955504-30-BK	R955505-30-BK	R955506-30-BK	R955507-30-BK
32"	R955502-32-BK	R955503-32-BK	R955504-32-BK	R955505-32-BK	R955506-32-BK	R955507-32-BK
34"	R955502-34-BK	R955503-34-BK	R955504-34-BK	R955505-34-BK	R955506-34-BK	R955507-34-BK
36"	R955502-36-BK	R955503-36-BK	R955504-36-BK	R955505-36-BK	R955506-36-BK	R955507-36-BK
38"	R955502-38-BK	R955503-38-BK	R955504-38-BK	R955505-38-BK	R955506-38-BK	R955507-38-BK
40"	R955502-40-BK	R955503-40-BK	R955504-40-BK	R955505-40-BK	R955506-40-BK	R955507-40-BK
42"	R955502-42-BK	R955503-42-BK	R955504-42-BK	R955505-42-BK	R955506-42-BK	R955507-42-BK
44"	R955502-44-BK	R955503-44-BK	R955504-44-BK	R955505-44-BK	R955506-44-BK	R955507-44-BK
46"	R955502-46-BK	R955503-46-BK	R955504-46-BK	R955505-46-BK	R955506-46-BK	R955507-46-BK
48"	R955502-48-BK	R955503-48-BK	R955504-48-BK	R955505-48-BK	R955506-48-BK	R955507-48-BK
50"	R955502-50-BK	R955503-50-BK	R955504-50-BK	R955505-50-BK	R955506-50-BK	R955507-50-BK
52"	R955502-52-BK	R955503-52-BK	R955504-52-BK	R955505-52-BK	R955506-52-BK	R955507-52-BK
54"	R955502-54-BK	R955503-54-BK	R955504-54-BK	R955505-54-BK	R955506-54-BK	R955507-54-BK
56"	R955502-56-BK	R955503-56-BK	R955504-56-BK	R955505-56-BK	R955506-56-BK	R955507-56-BK
60"	R955502-60-BK	R955503-60-BK	R955504-60-BK	R955505-60-BK	R955506-60-BK	R955507-60-BK
62"	R955502-62-BK	R955503-62-BK	R955504-62-BK	R955505-62-BK	R955506-62-BK	R955507-62-BK
66"	R955502-66-BK	R955503-66-BK	R955504-66-BK	R955505-66-BK	R955506-66-BK	R955507-66-BK
68"	R955502-68-BK	R955503-68-BK	R955504-68-BK	R955505-68-BK	R955506-68-BK	R955507-68-BK
72"	R955502-72-BK	R955503-72-BK	R955504-72-BK	R955505-72-BK	R955506-72-BK	R955507-72-BK
84"	R955502-84-BK	R955503-84-BK	R955504-84-BK	R955505-84-BK	R955506-84-BK	R955507-84-BK




# AIR BRAKE HOSE AND FITTINGS

## BULK AIR BRAKE HOSE

	MERITOR NO.	I.D.	O.D.	PACKAGE
	R955500-BK	3/8"	3/4"	250 Ft. per reel
	R955500	3/8"	3/4"	50 Ft. per box
	R955501-BK	1/2"	7/8"	250 Ft. per reel
	R955501	1/2"	7/8"	50 Ft. per box

## TERMINAL BOLTS AND FRAME COUPLINGS







	MERITOR NO.	A	B	C	D	OVERALL LENGTH
	R950099	1/4"-14 NPTF	1"-14 UNS	1/4"-18 NPTF		3-15/16"
	R950100	1"-14 UNS	1/2"-14 NPTF	1/4"-18 NPTF		2-7/8"
	R950101 <sup>1</sup>	1/4"-14 NPTF	1"-14 UNS	1/4"-18 NPTF		2-7/8"
	R950102	1/4"-14 NPTF	1"-14 UNS	3/8"-18 NPTF		1-11/16"
	R950103	1/4"-14 NPTF	1"-14 UNS	3/8"-18 NPTF		1-29/32"
	R950104	1/4"-14 NPTF	1"-14 UNS	1/4"-18 NPTF		2-1/8"
	R950105	1"-14 UNS		3/8"-18 NPTF		1-5/16"
	R950106	3/4"-16 UNS		1/4"-18 NPTF		15/16"
	R950107	3/4"-16 UNS		1/4"-18 NPTF		1-1/2"
	R950108	7/8"-20 UNF		3/8"-18 NPTF	1/2" O.D. Tube	1-5/16"
	R950109	7/8"-20 UNF		3/8"-18 NPTF	3/8" O.D. Tube	1-3/8"
	R950110	1/4"-14 NPTF	3/4"-16 UNS	1/4"-18 NPTF		1-11/16"
	R950111	1/4"-14 NPTF	3/4"-16 UNS	1/4"-18 NPTF		2-5/32"

	MERITOR NO.	DESCRIPTION	FITS HOSE I.D.	PIPE THREAD	FITTING I.D.	HEX SIZE
	R950072	Insert	3/8"	1/2"-14	9/32"	1"
	R950070		3/8"	1/4"-18	9/32"	1"
	R950071		3/8"	3/8"-18	9/32"	1"
	R950074		1/2"	1/2"-14	25/64"	1-1/8"
	R950073		1/2"	3/8"-18	25/64"	1-1/8"
R950072						
	MERITOR NO.	DESCRIPTION	FITS HOSE I.D.	PIPE THREAD	OVERALL LENGTH	LENGTH ADDED TO HOSE
	R950077	Connector	3/8"	1/2"-14	2-29/64"	29/32"
	R950075		3/8"	1/4"-18	2-17/64"	23/32"
	R950076		3/8"	3/8"-18	2-23/64"	51/64"
	R950079		1/2"	1/2"-14	2-29/64"	29/32"
R950078	1/2"		3/8"-18	2-23/64"	51/64"	
	R950082	Connector with Spring Guard	3/8"	1/2"-14	4-7/8"	29/32"
	R950080		3/8"	1/4"-18	4-3/4"	23/32"
	R950081		3/8"	3/8"-18	4-3/4"	51/64"
	R950084		1/2"	1/2"-14	4-7/8"	29/32"
	R950083		1/2"	3/8"-18	4-3/4"	51/64"


1 Same as R950100, except has larger mounting nut.




## AIR BRAKE HOSE AND FITTINGS

	MERITOR NO.	DESCRIPTION Hose Union	FITS HOSE I.D.	INSERT HEX SIZE	OVERALL LENGTH
	R950085		3/8"	1"	3-1/4"
	R950086		1/2"	1/8"	3-1/4"
	MERITOR NO.	DESCRIPTION Ferrule	FITS HOSE I.D.		
	R950087		3/8"		
	R950088		1/2"		
	MERITOR NO.	DESCRIPTION Nut	FITS HOSE I.D.		
	R950089		3/8"		
	R950090		1/2"		
	MERITOR NO.	DESCRIPTION Spring Guard	FITS HOSE I.D.		
	R950093		3/8"		
	R950094		1/2"		
	MERITOR NO.	DESCRIPTION Spring Guard Nut	FITS HOSE I.D.		
	R950091		3/8"		
	R950092		1/2"		
	MERITOR NO.	DESCRIPTION Adapter	FITS HOSE I.D.	PIPE THREAD	OVERALL LENGTH
	R950095		3/8"	1/4"-18	1-3/16"
	R950096		3/8"	3/8"-18	1-3/16"
	R950098		1/2"	1/2"-14	1-3/16"
	R950097		1/2"	3/8"-18	1-3/16"


## TRACTOR ABS ECUs - CAB MOUNTED

	PART NUMBER	SERVICE EXCH. PART NO.	CORE NO.	CORE GROUP	VERSION	SYSTEM	VOLTAGE	APPLICATION INFORMATION
		S446 004 313 0	S446 004 313 7	XC3416	ECU001	D	4S/4M	12
	S446 004 601 0	S446 004 601 7	XC3424	ECU001	E	4S/4M	12	SAE J1939, PLC, ATC, Basic ECU
	S446 004 602 0	S400 850 602 7	XC3650	MW091	E	4S/4M	12	SAE J1939, PLC, Basic ECU


## TRACTOR ABS ECUs - FRAME MOUNTED

	PART NUMBER	SERVICE EXCH. PART NO.	CORE NO.	CORE GROUP	VERSION	SYSTEM	VOLTAGE	APPLICATION INFORMATION
		S446 106 076 0	S446 106 076 7	XC3437	ECU250	D	4S/4M	12


## STRAIGHT SENSORS

	KIT NUMBER	SENSOR	CABLE LEAD		SENSOR LENGTH	APPLICATION INFORMATION
			FEET	METERS		
	R955338	S441 032 900 0	5.8	1.8	79mm	Typically installed in heavy front axle applications (16,000 - 20,000 GAWR) at wheel ends to measure the motion of a sensed wheel in ABS applications. Sensor kits include sensor with cable leads, spring clip, lubricant and instruction sheets. When replacing the sensor, you must also replace the spring clip.

## RIGHT ANGLE (90°) SENSORS


	KIT NUMBER	SENSOR	CABLE LEAD		SENSOR LENGTH	APPLICATION INFORMATION
			FEET	METERS		
	R955336	S441 032 809 0	3.0	0.9		
	R955341	S441 032 813 0	5.8	1.8		
	R955342	S441 032 814 0	6.6	2.0	57mm	Installed at wheel ends to measure the motion of a sensed wheel in ABS applications. Sensor kits include sensor with cable leads, sensor clip (S899 759 815 4), grease packet (S884 490 307 4) and instruction sheets. When replacing the sensor, you must also replace the sensor clip.

## TRACTOR ABS VALVE PACKAGE (REAR AXLE)



ABS VALVE PKG. PART NO.	CRACK PRESSURE & VOLTAGE	ABS SYSTEM CONFIGURATION	VALVES TO BE REPLACED	REPLACEMENT KIT PART NO.	SERVICE EXCHANGE PART NO.	CORE NO.	CORE GROUP
472 500 120 0	4.0 psi 12 volt	4S/4M Bayonet-Style connector	Entire Valve Package 472 195 076 0 ABS modulator valve 472 195 077 0 ABS modulator valve 973 011 021 0 Relay valve 472 500 100 0 Replacement kit	S472 500 120 0 R955353 R955354 S472 500 006 2 R955410	R955353NX R955354NX S472 500 006 7	XC3600 XC3600 XC3700	MW081 MW081 MW087

## TRACTOR ABS/ATC VALVE PACKAGE (REAR AXLE)



ABS VALVE PKG. PART NO.	CRACK PRESSURE & VOLTAGE	ABS SYSTEM CONFIGURATION	VALVES TO BE REPLACED	REPLACEMENT KIT PART NO.	SERVICE EXCHANGE PART NO.	CORE NO.	CORE GROUP
472 500 220 0	4.0 psi 12 volt	4S/4M Bayonet-Style connector	Entire Valve Package 472 195 076 0 ABS modulator valve 472 195 077 0 ABS modulator valve 973 011 025 0 Relay valve 472 170 797 0 ATC valve	S472 500 220 0 R955353 R955354 S973 011 920 2 S472 170 797 0			

Provides an alternative to separate valve installation by combining a service brake relay valve with two ABS modulator valves. Compatible with C-, D- and E-Version ECUs. Replacement kits contain replacement valve, bolts, o-rings and lubricant. NOTE: Relay Valve and Modulator Valves can be serviced separately. Provides an alternative to separate valve installation by combining a quick release valve with two ABS modulator valves. This valve package is compatible with C-, D- and E-Version ECUs. Replacement kits contain replacement valve, bolts, o-rings and lubricant. NOTE: Quick Release Valve and Modulator Valves can be serviced separately.


## TRACTOR ABS VALVE PACKAGE (FRONT AXLE)




ABS VALVE PKG. PART NO.	CRACK PRESSURE & VOLTAGE	ABS SYSTEM CONFIGURATION	VALVES TO BE REPLACED	REPLACEMENT KIT PART NO.	SERVICE EXCHANGE PART NO.	CORE NO.	CORE GROUP
472 500 320 0	1.0 psi 12 volt	Bayonet-Style connector	Entire Valve Package 472 195 076 0 ABS modulator valve 472 195 077 0 ABS modulator valve 973 500 104 0 Quick release valve 472 500 300 0 Replacement kit	S472 500 320 0 S472 195 076 0 S472 195 077 0 R950058 R955412	R950058NX	XC3720	MW088

## TRACTOR ABS CABLES

### ABS MODULATOR VALVE EXTENSION CABLES

	PART NUMBER	LENGTH		APPLICATION INFORMATION
		FEET	METERS	
	S449 532 120 0	39.4	12.0	90 degree Right angle connector. Bayonet-Style connector, blunt cut on opposite end. Connects the ABS modulator valves to the ABS chassis harness. Do not splice cable wires. Cut cables from the blunt cut end. Splicing wire will void the warranty.

## SENSOR CLIPS

	PART NUMBER	O.D.	I.D.	LENGTH	APPLICATION
	S899 759 815 4	0.71" / 18.0 mm	0.63" / 16.0 mm	1.18" / 30.0 mm	Holds sensor in place. Chrome nickel sensor clip. Contains sensor clip and grease packet.
	S899 760 510 4	0.71" / 18.0 mm	0.63" / 16.0 mm	1.18" / 30.0 mm	Holds sensor in place. Copper-beryllium sensor clip. Includes sensor clip and grease packet.

Provides an alternative to separate valve installation by combining a quick release valve with two ABS modulator valves. This valve package is compatible with C-, D- and E-Version ECUs. Replacement kits contain replacement valve, bolts, o-rings and lubricant.  
NOTE: Quick Release Valve and Modulator Valves can be serviced separately.

# SECTION 5

## INDEX

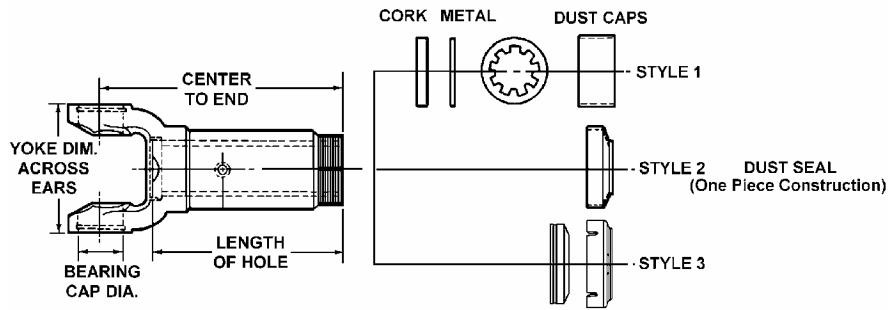
<b>Driveline Components</b>	<b>Page</b>
Assemblies for Midship Bearing Stubs.....	5-10
Capscrews.....	5-6
Center Bearings - Type 2 - Slotted Rubber Cushion .....	5-11
Dana/Spicer SPL U-Joints.....	5-9
Easy Service Yokes 131N Series.....	5-4
Easy Service Yokes 16N Series.....	5-5
Easy Service Yokes 17N Series.....	5-5
End Yokes - Round Bearings 16N Series .....	5-2
End Yokes - Round Bearings 17N Series .....	5-3
Flange Yokes - Outside Snap Ring .....	5-2
Lube Fittings .....	5-6
Slip Yokes - Bearing Plate.....	5-1
Slip Yokes - Outside Snap Rings .....	5-1
Strap and Bolt Kits.....	5-6
U-Joint Kits - Bearing Plate .....	5-8
U-Joint Kits - Inside and Outside Snap Ring Combinations.....	5-8
U-Joint Kits - Inside Snap Rings.....	5-7
U-Joint Kits - Meritor Easy Service.....	5-9
U-Joint Kits - Outside Snap Rings.....	5-7

## DRIVELINE TIPS

### GENERAL INFORMATION

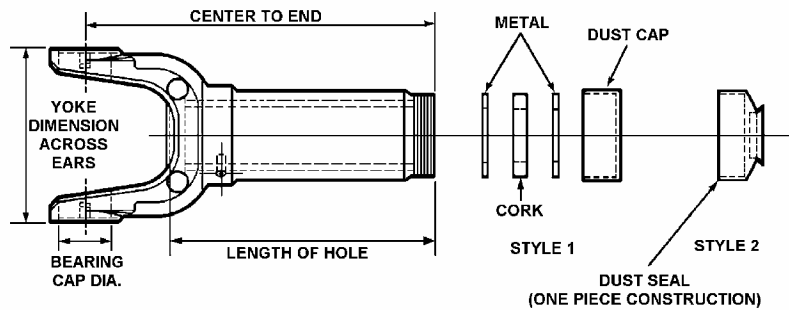
1. Check for excess tolerances before lubing application. Lube may mask, or hide excessive play and tolerances.
2. U-Joint maximum end play is .006. More than that will result in failure.
3. Slip movement, up and down, maximum allowance is .017. More than that will result in failure.
4. Dents, missing weights, dirt and foreign material buildup on shaft, can cause vibration and balance issues, resulting in failure that can also cause damage to transmission and axle.
5. Center Bearings, new self aligning style, has gold colored collar, without deflectors. Self align style became available in 2002 and will allow + / -5° angle deflection.
6. Driveshaft standard slip application has splines that face the power source and end yoke.
7. Driveshaft outboard slip assembly has splines that face toward rear of application.
8. Phasing - mark slip position with paint stripe during disassembly to make sure that you reassemble in same position and phasing to avoid timing and vibration issues.
9. Lubrication Basic Procedures:  
U-joints - make sure that grease purges at all four seals, to ensure that old grease does not contaminate new grease, potential chemical incompatibility.  
Slip Splines - 6 to 8 pumps from grease gun is acceptable.
10. Refer to Maintenance manual MM-96147 for additional information regarding torque specifications and troubleshooting information.

# SLIP YOKES - OUTSIDE SNAP RINGS



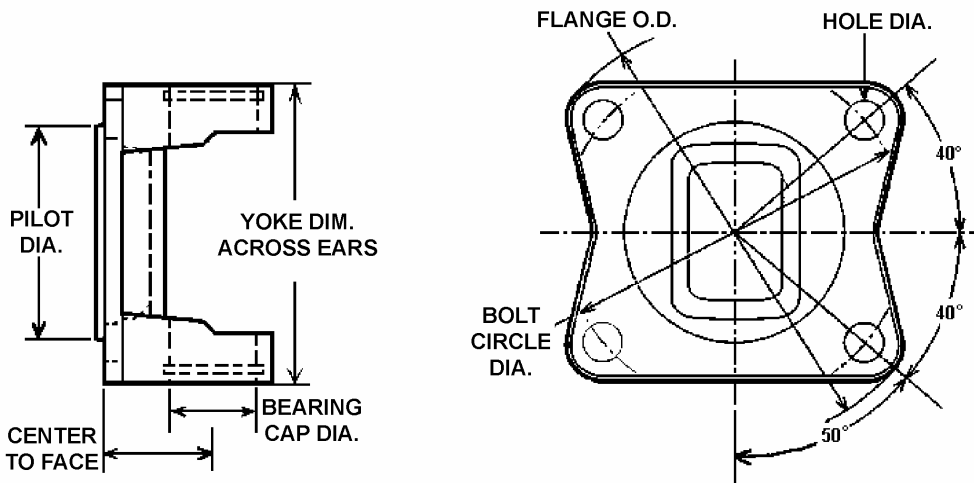
SPLINE SIZE	CENTER TO END	LENGTH OF HOLE	YOKE DIM. ACROSS EARS	BEARING CAP DIA.	DUST CAP STYLE	DUST CAP	JOINT ANGLE	PART NUMBER
<b>131N SERIES</b>		<b>U-JOINT KIT: CP153X or CP200X</b>						
1-3/8"-16	5-3/8"	4-27/32"	3-15/32"	1-1/16"	2 Snap-On	R280194	15°	131N-3-128KX
1-3/8"-16	6"	4-61/64"	3-15/32"	1-1/16"	2 Snap-On	R280194	20°	131N-3-7981KX
1-3/8"-16	6-7/8"	5-11/32"	3-15/32"	1-1/16"	2 Snap-On	R280194	30°	131N-3-8001KX
1-3/8"-16	7-7/8"	6-11/32"	3-15/32"	1-1/16"	2 Snap-On	R280194	30°	131N-3-8021KX
<b>133N SERIES</b>		<b>U-JOINT KIT: CP213X</b>						
1-3/8"-15	6-5/8"	6-3/32"	3-7/8"	1-1/16"	2 Snap-On	R280194	15°	133N-3-7681KX
1-3/8"-16	7-1/2"	6-13/32"	3-7/8"	1-1/16"	2 Snap-On	R280194	19°	133N-3-8041KX
<b>135N SERIES</b>		<b>U-JOINT KIT: CP178X</b>						
1-3/8"-16	5-1/4"	5-7/32"	3-7/8"	1-3/16"	1 Snap-On	R280195	15°	135N-3-1501KX
1-1/2"-16	5-13/16"	5-7/32"	3-7/8"	1-3/16"	2	ND3A	20°	135N-3-598KX
1-1/2"-16	7-5/16"	6-23/32"	3-7/8"	1-3/16"	2	ND3A	20°	135N-3-488KX
<b>141N SERIES</b>		<b>U-JOINT KIT: CP141N or CP160X</b>						
1-1/2"-16	5-1/4"	4-21/32"	4-7/16"	1-3/16"	1	ND3K	20°	141N-3-2041KX
1-1/2"-16	6-1/2"	5-29/32"	4-7/16"	1-3/16"	2	ND3A	20°	141N-3-118KX
1-1/2"-16	7-13/16"	7-7/32"	4-7/16"	1-3/16"	2	ND3A	28°	141N-3-508KX
<b>148N SERIES</b>		<b>U-JOINT KIT: CP148N or CP188X</b>						
1-9/16"-16	9-1/2"	7-1/2"	4-7/16"	1-3/8"	2	ND3H	35°	148N-3-1641KX
<b>155N SERIES</b>		<b>U-JOINT KIT: CP155N or CP155X</b>						
1-3/4"-16	6-7/8"	5-13/16"	4-31/32"	1-3/8"	2 Snap-On	SERUR21-3	22°	155N-3-1241X

# SLIP YOKES - BEARING PLATE



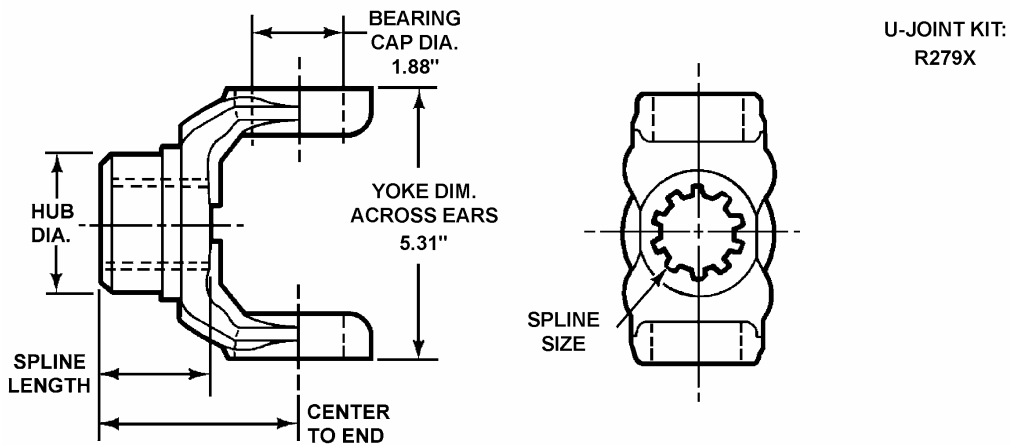
SPLINE SIZE	CENTER TO END	LENGTH OF HOLE	YOKE DIM. ACROSS EARS	BEARING CAP DIA.	DUST CAP STYLE	DUST CAP	JOINT ANGLE	PART NUMBER
<b>16N SERIES</b>		<b>U-JOINT KIT: R279X or CP279X</b>						
2"-16	10-13/16"	8-3/8"	5-5/16"	1-7/8"	2 Snap-On	SERUR25-4	35°	16N-3-2261X
<b>17N SERIES</b>		<b>U-JOINT KIT: R280X or CP280X</b>						
2-1/2"-16	6-47/64"	5"	6-3/32"	1-15/16"	2 Snap-On	SERUR33-5		17N-3-2761X
2-1/2"-16	9-19/32"	7-7/8"	6-3/32"	1-15/16"	2 Snap-On	SERUR33-5	22°	17N-3-2671X
2-1/2"-16	11-11/16"	9-1/4"	6-3/32"	1-15/16"	2 Snap-On	SERUR33-5	30°	17N-3-2651X
2-1/2"-16	12-23/32"	9-5/8"	6-3/32"	1-15/16"	1	DC17N-3	45°	17N-3-2401X

## FLANGE YOKES - OUTSIDE SNAP RING



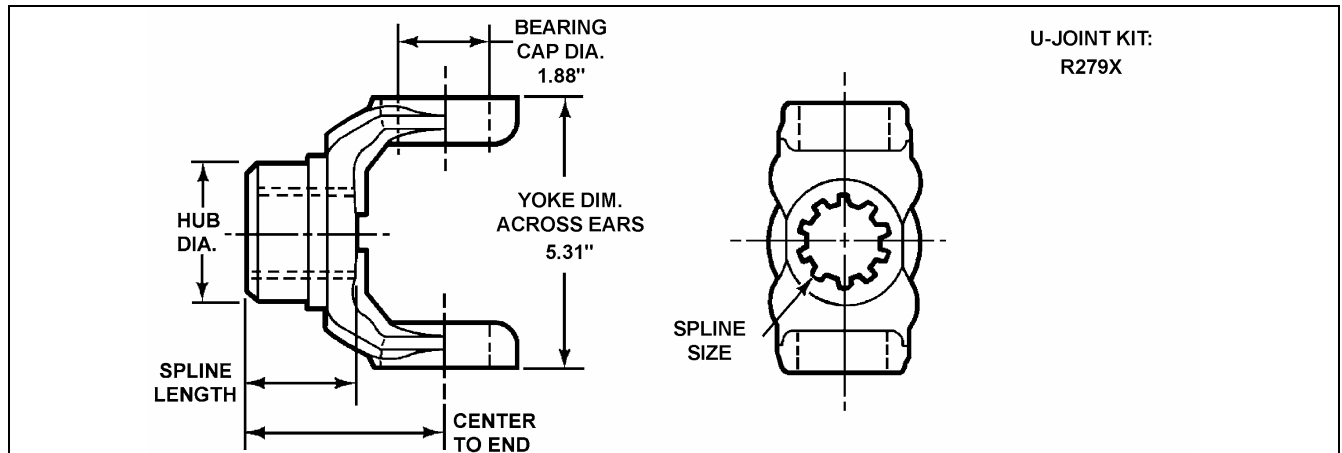
CENTER TO FACE	YOKE DIM. ACROSS EARS	PILOT DIA. M=MALE F=FEMALE	BOLT CIRCLE DIAMETER	BEARING CAP DIAMETER	HOLE DIAMETER	FLANGE O.D.	JOINT ANGLE	PART NUMBER
<b>131N SERIES U-JOINT KIT: CP153X or CP200X</b>								
1-3/8"	3-15/32"	M-2-3/8"	3-1/8"	1-1/16"	3/8"	3-7/8"	20°	131N-2-329
1-3/8"	3-15/32"	M-2-3/4"	3-3/4"	1-1/16"	7/16"	4-5/8"	20°	131N-2-479
<b>135N SERIES U-JOINT KIT: CP178X</b>								
1-9/16"	3-7/8"	M-2-3/4"	3-3/4"	1-3/16"	7/16"	4-5/8"	20°	135N-2-119
<b>141N SERIES U-JOINT KIT: CP141N or CP160X</b>								
1-11/16"	4-7/16"	M-2-3/4"	3-3/4"	1-3/16"	7/16"	4-5/8"	22°	141N-2-159
<b>148N SERIES U-JOINT KIT: CP148N or CP188X</b>								
2"	4-3/16"	M-3-3/4"	4-3/4"	1-3/8"	33/64"	5-7/8"	20°	148N-2-479

## END YOKES - ROUND BEARINGS - 16N SERIES



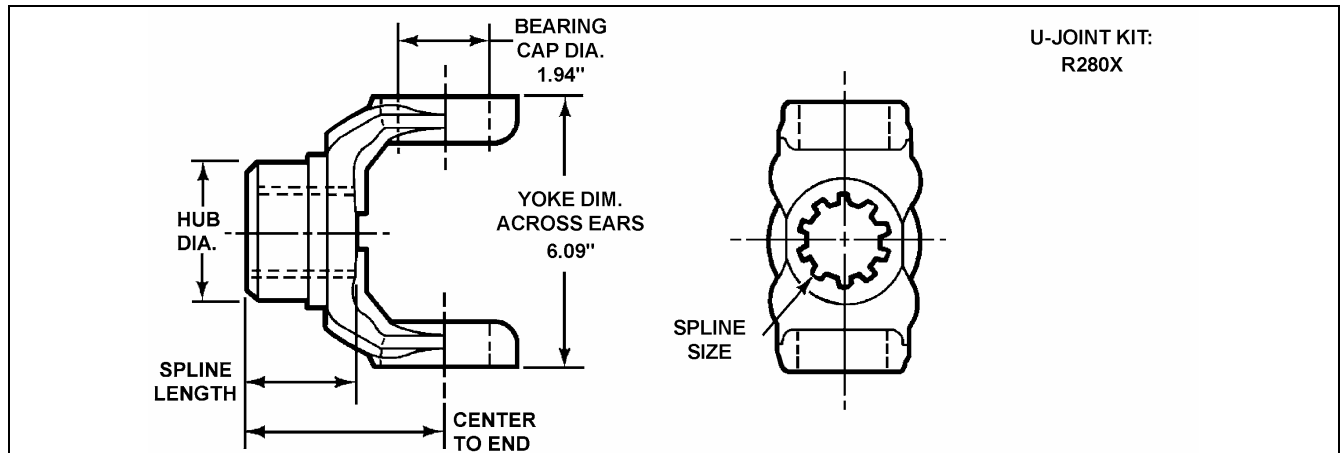
CENTER TO END	SPLINE LENGTH	HUB DIAMETER	JOINT ANGLE	DEFLECTOR	PART NUMBER
<b>1-3/4" - 10 SPLINE</b>					
4-1/8"	2-1/4"	2-3/16"	24°		16N-4-1721
<b>2" - 30 SPLINE</b>					
6"	2-11/16"	3"	45°		16N-4-5721
<b>2" - 39 SPLINE</b>					
5-35/64"	2-5/16"	3"	30°	DEFR50-7	16N-4-6281X
5-15/16"	2-7/16"	2-3/4"		DEFR47-13	16N-4-6961X
6-7/32"	2-5/16"	3"	45°		16N-4-6241
6-7/32"	2-5/16"	3"	45°	DEFR59-1	16N-4-6291X

## END YOKES - ROUND BEARINGS - 16N SERIES



CENTER TO END	SPLINE LENGTH	HUB DIAMETER	JOINT ANGLE	DEFLECTOR	PART NUMBER
<b>2-1/8" - 32 SPLINE</b>					
6"	2-1/4"	3"	33°		16N-4-5731
<b>2-9/64" - 41 SPLINE</b>					
2-3/16"	4-27/32"	3"	27°	DEFR50-7	16NYS34-23A

## END YOKES - ROUND BEARINGS - 17N SERIES



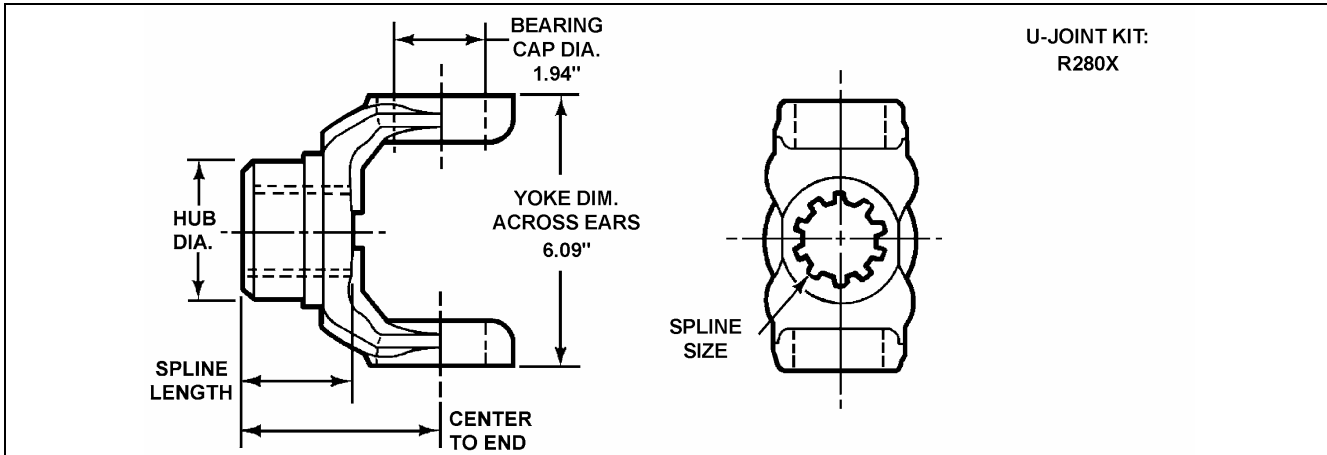
CENTER TO END	SPLINE LENGTH	HUB DIAMETER	JOINT ANGLE	DEFLECTOR	PART NUMBER
<b>1-25/32" - 34 SPLINE</b>					
7-3/16"	2-3/4"	2-9/16"	33°		17N-4-5041X <sup>2</sup>
<b>1-31/32" - 10 SPLINE</b>					
5"	3"	2-7/16", 2-13/16", 3-3/8"	26°		17N-4-1981 <sup>3</sup>
<b>2" - 39 SPLINE</b>					
5-5/32"	2-5/16"	3"			17NYS32-100
5-5/32"	2-5/16"	3"	30°	DEFR59-2	17N-4-6411X
5-5/32"	2-5/16"	3"	30°	DEFR59-1	17N-4-6421X
5-1/4"	2-7/16"	2-3/4"	30°		17N-4-5521
6-1/4"	2-5/16"	3"	45°	DEFR50-7	17N-4-6391X
6-1/4"	2-5/16"	3"	45°		17NYS32-99
<b>2-11/32" - 16 SPLINE</b>					
4-15/16"	2-3/4"	3-5/16"	26°		17N-4-4601 <sup>3</sup>
<b>2-23/64" - 18 SPLINE</b>					
5-3/4"	3-3/8"	3-1/2"	26°		17N-4-4561

<sup>2</sup> Includes washer.

<sup>3</sup> Center Bearing yoke.

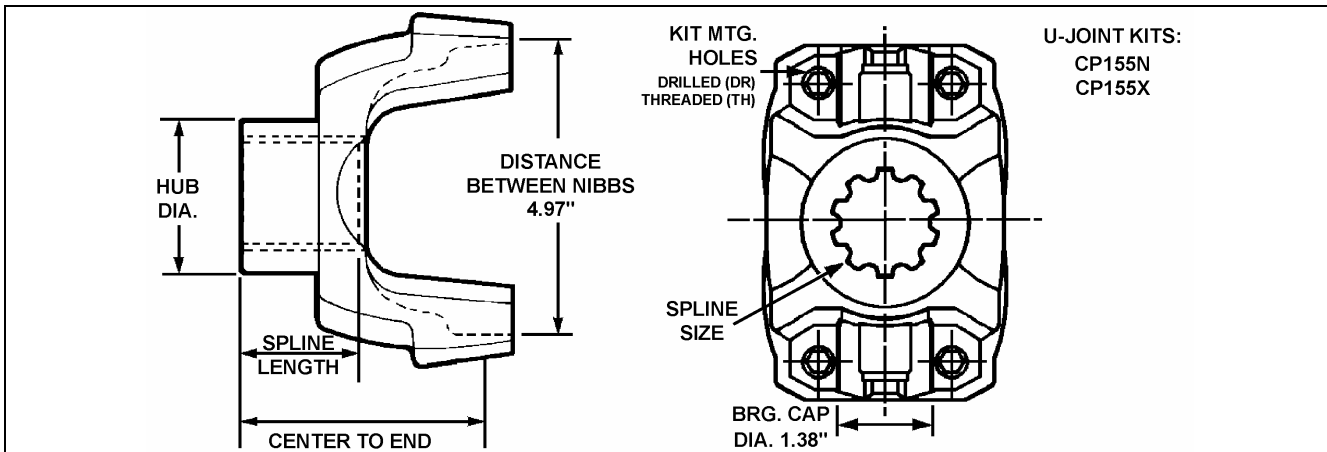


## END YOKES - ROUND BEARINGS - 17N SERIES



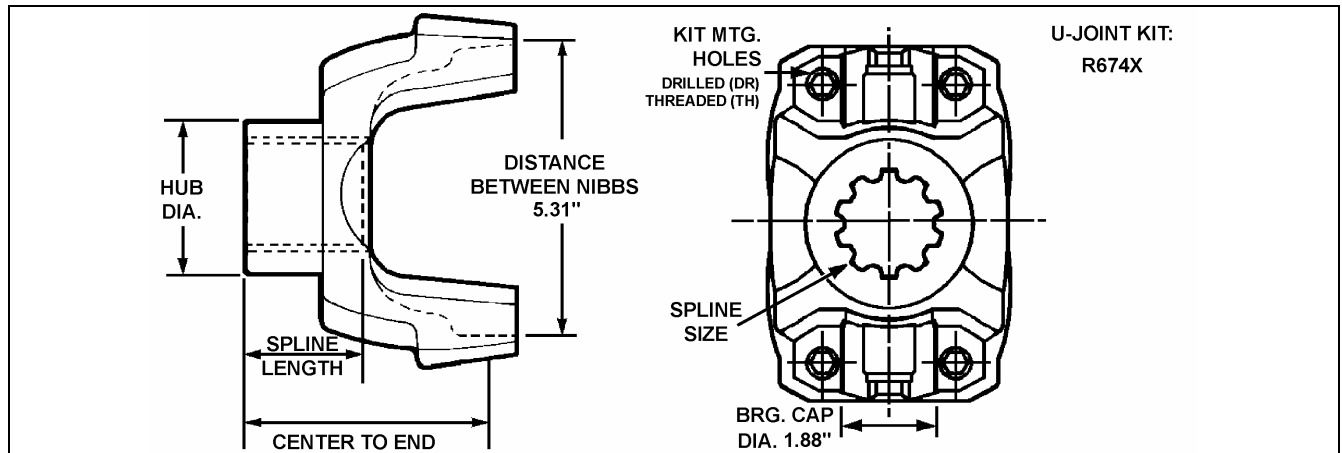
CENTER TO END	SPLINE LENGTH	HUB DIAMETER	JOINT ANGLE	DEFLECTOR	PART NUMBER
<b>2-3/8" - 46 SPLINE</b>					
5-3/8"	2-5/16"	3-1/4"	31°	DEFR56-7	17N-4-7181X
6-1/2"	2-5/16"	3-1/4"	45°	DEFR56-7	17NYS38-38A

## EASY SERVICE YOKES - 155N SERIES



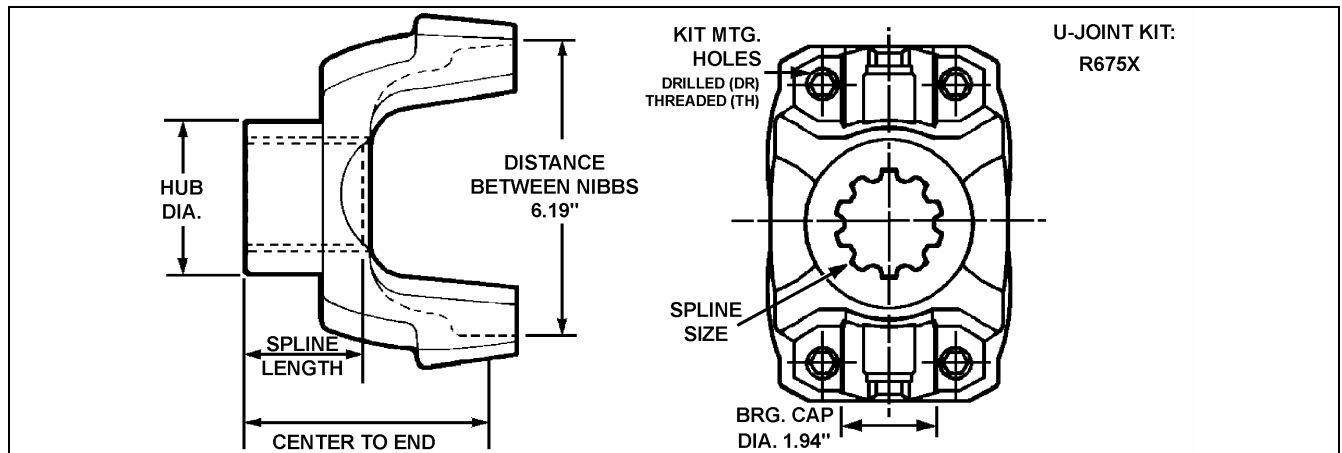
CENTER TO END	SPLINE LENGTH	HUB DIAMETER	KIT MTG. HOLES	USE KIT	JOINT ANGLE	DEFLECTOR	PART NUMBER
<b>2" - 39 SPLINE</b>							
4-3/4"	2-5/16"	3"	DR	KT123	22°		155DYS32-6

## EASY SERVICE YOKES - 16N SERIES



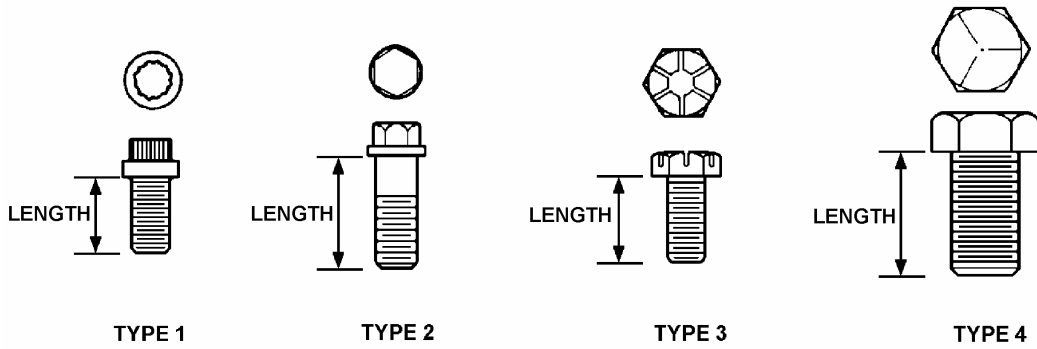
CENTER TO END	SPLINE LENGTH	HUB DIAMETER	KIT MTG. HOLES	USE KIT	JOINT ANGLE	DEFLECTOR	PART NUMBER
<b>1-3/4" - 10 SPLINE</b>							
4-1/8"	2-1/4"	2-3/16", 2-9/16"	TH	KT16SB			16N-4-1721-1
<b>1-3/4" - 34 SPLINE</b>							
4-7/8"	2-1/4"	2-1/2"	TH	KT16SB	28°		16N-4-5571-1
<b>1-51/64" - 34 SPLINE</b>							
4-1/8"	2-1/4"	2-3/16"	TH	KT16SB			16N-4-7171-1 <sup>5</sup>

## EASY SERVICE YOKES - 17N SERIES



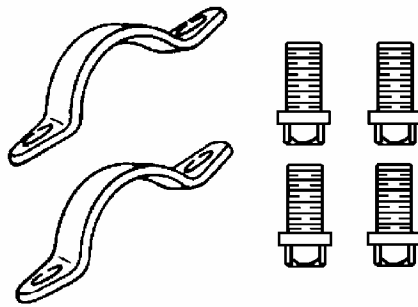
CENTER TO END	SPLINE LENGTH	HUB DIAMETER	KIT MTG. HOLES	USE KIT	JOINT ANGLE	DEFLECTOR	PART NUMBER
<b>1-61/64" - 10 SPLINE</b>							
5"	3"	2-13/16"	TH	KT17SB			17TYSC31-54
<b>2" - 38 SPLINE</b>							
5"	3"	2-13/16"	TH	KT17SB	25°		17N-4-7141-1
<b>2" - 39 SPLINE</b>							
5-1/4"	2-7/16"	2-3/4"	TH	KT17SB	33°		17N-4-6951-1X
6-1/4"	2-5/16"	3"	TH	KT17SB			17TYS32-99
<b>2-1/64" - 39 SPLINE</b>							
6-1/8"	2-9/32"	3"	TH	KT17SB		DEFR50-24	17N-4-8991-1X
<b>2-11/32" - 16 SPLINE</b>							
4-15/16"	2-3/4"	3-5/16"	TH	KT17SB	20°		17N-4-4601-1
<b>2-3/8" - 46 SPLINE</b>							
5-3/8"	2-5/16"	3-1/4"	TH	KT17SB	29°	DEFR56-7	17N-4-7181-1X
5-3/8"	2-5/16"	3-1/4"	TH	KT17SB	32°	DEFR56-12	17TYS38-76A2

## CAPSCREWS



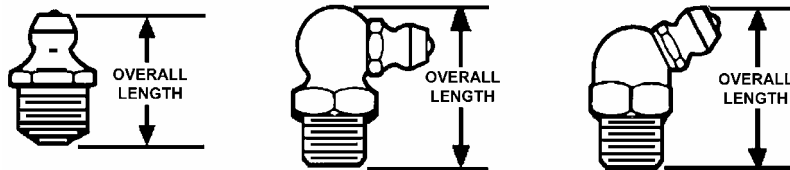
TYPE	THREAD SIZE	LENGTH	GRADE	PART NUMBER
1	3/8"-24	3/4"	Grade 8	SP-1013
2	5/16"-24	1"	Grade 8	CSH5-24-27
2	1/2"-20	1"	Grade 8	SP-1014

## STRAP AND BOLT KITS



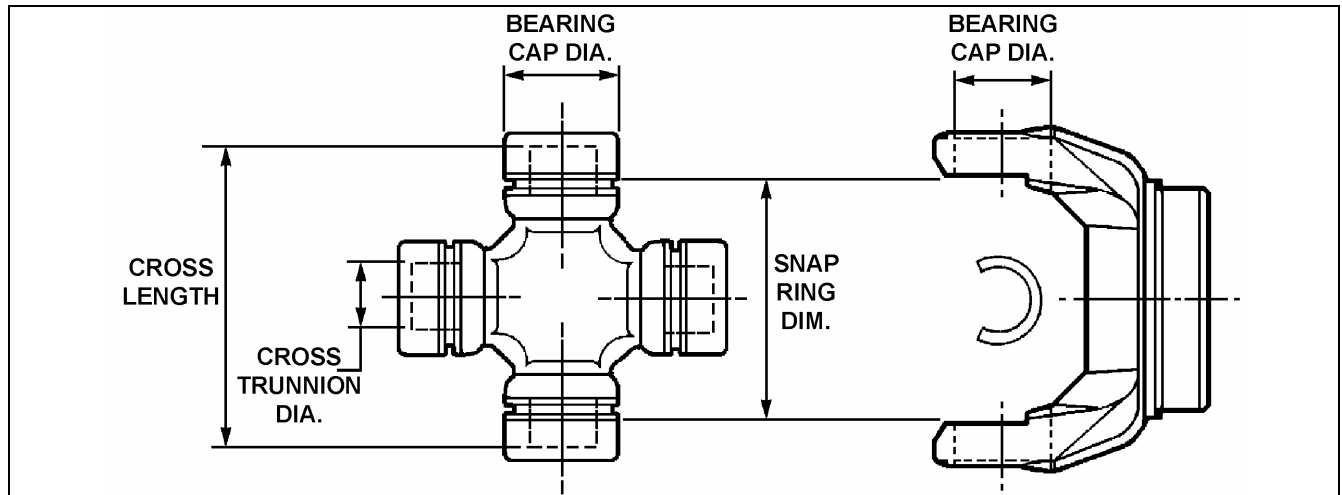
RETAINER STRAP (2 PER KIT)	CAPSCREW (4 PER KIT)	LOCK NUT (4 PER KIT)	LOCK WASHER (4 PER KIT)	SERIES	PART NUMBER
REBC17S	SP-1014			176N, 17N, 18N	KT17SB
REBC16S	SP-1013			16N	KT16SB

## LUBE FITTINGS



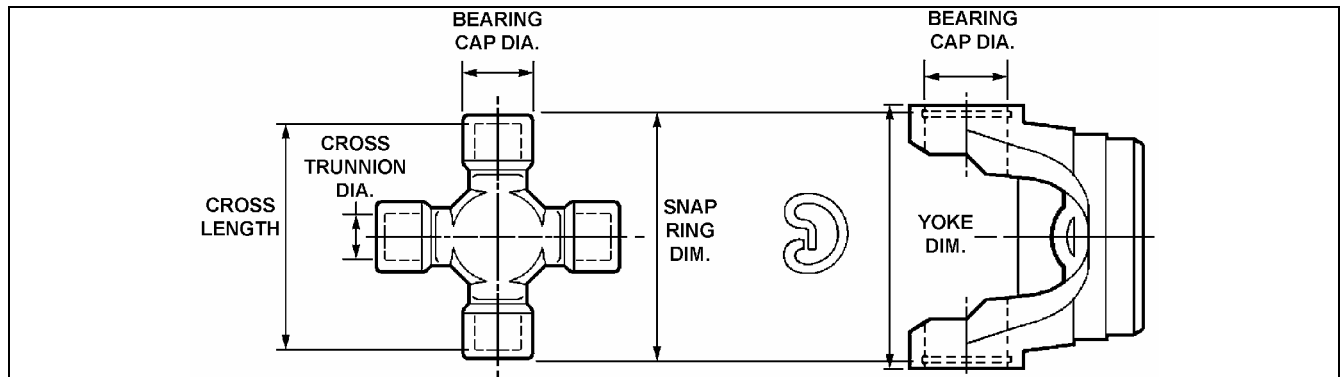
OVERALL LENGTH	ANGLE	THREAD SIZE	THREAD TYPE	PART NUMBER
57/64"	45°	1/8"-27	P.T.F.	1199-H-1620
27/32"	65°	1/8"-27	P.T.F.	1199-X-1870
27/32"	90°	1/8"-27	P.T.F.	1898-R-720
15/32"	Straight	1/4"-28	U.N.F.	1199-T-2854
15/32"	Straight	1/8"-27	P.T.F.	1898-Q-771
35/64"	Straight	1/4"-28	TAPER	1199-B-2576
23/32"	Straight	1/8"-27	P.T.F.	1199-N-1860

## U-JOINT KITS - INSIDE SNAP RINGS



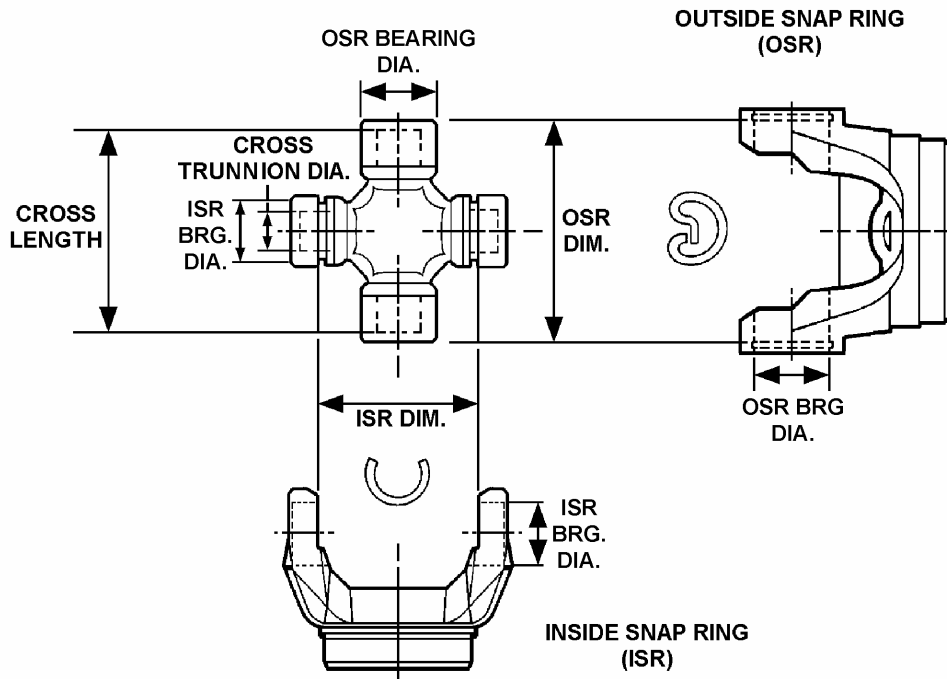
CROSS LENGTH	CROSS TRUNNION DIA.	BEARING DIAMETER	SNAP RING DIMENSION	LUBE FITTING	SERIES	PART NUMBER
		1-3/8"	2.920"	No	AAM 1485WJ	CP3485
3-5/16"	21/32"	1-1/8"	2-37/64"	Yes	3R, 3RL	CP3147X

## U-JOINT KITS - OUTSIDE SNAP RINGS



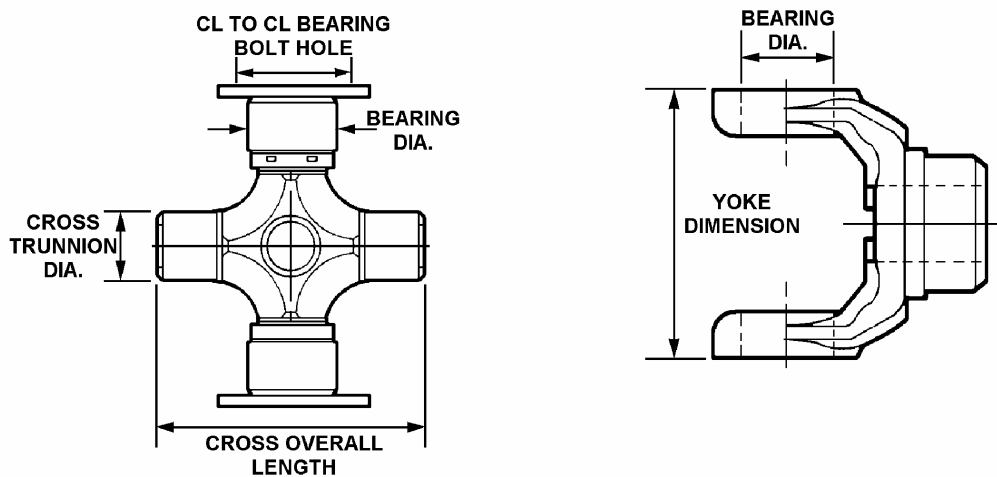
CROSS LENGTH	CROSS TRUNNION DIA.	BEARING DIAMETER	YOKE DIMENSION	SNAP RING DIMENSION	LUBE FITTING	SERIES	PART NUMBER
		1-3/16"		4-11/64"	N	AAM 1415	CP3415
		1-3/8"		4-11/64"	N	AAM 1485	CP3486
		1-3/8"		4.960"	N	1555	CP4555
3-3/8"	21/32"	1-1/16"	3.468"	3-5/8"	Yes	1330	CP213X
3-3/8"	49/64"	1-3/16"	3-55/64"	3-5/8"	Yes	135N	CP178X
3-7/8"	57/64"	1-3/8"	4-7/16"	4-3/16"	Yes	148N	CP188X
3-15/16"	7/8"	1-3/8"	4-7/16"	4-11/64"	Yes	148N	CP148N
3-15/16"	25/32"	1-3/16"	4-7/16"	4-11/64"	Yes	141N	CP160X
4.566"	1.035"	1-5/8"	5-3/8"	4.957"	Yes	SPL90/100	US90X

# U-JOINT KITS - INSIDE AND OUTSIDE SNAP RING COMBINATIONS



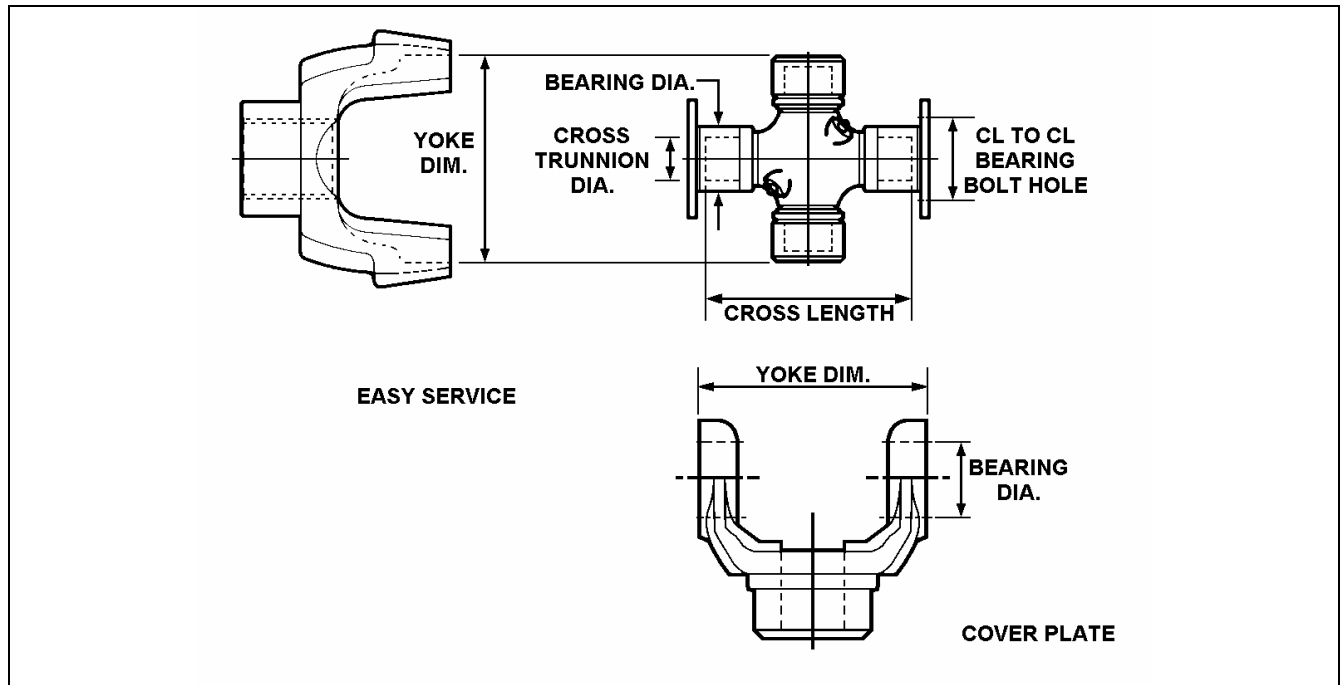
CROSS LENGTH	CROSS TRUNNION DIA.	ISR BRG. DIAMETER	OSR BRG. DIAMETER	ISR DIMENSION	OSR DIMENSION	SERIES	ISR QTY.	OSR QTY.	PART NUMBER
3-3/8"	2 1/32"	1-1/16"	1-1/8"	2-51/64"	3-5/8"	133N, SPECIAL	2	2	CP1204X <sup>12</sup>

# U-JOINT KITS - BEARING PLATE



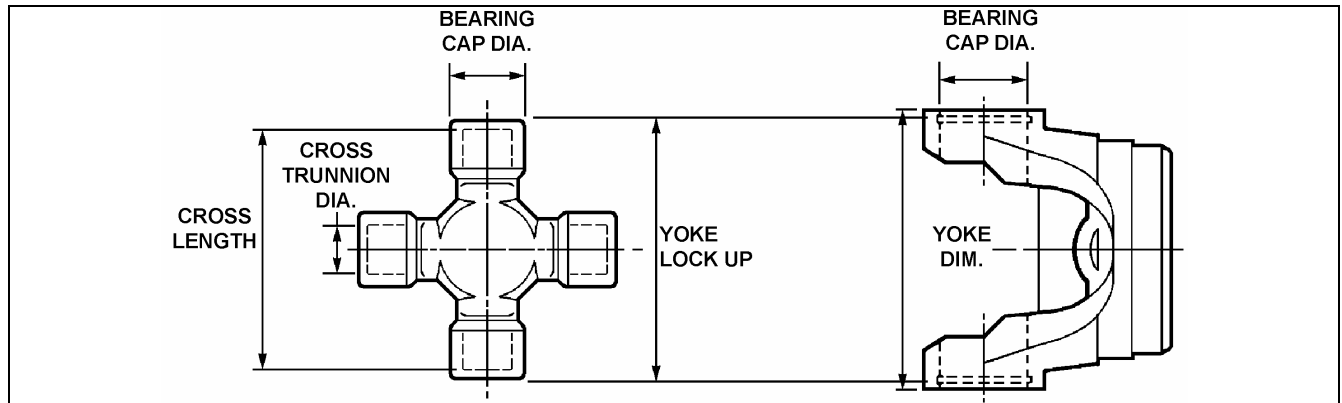
CROSS LENGTH	CROSS TRUNNION DIA.	CL to CL BEARING BOLT HOLE	BEARING DIAMETER	YOKE DIMENSION	SERIES	PART NUMBER
4-7/8"	1-17/64"	2-5/16"	1-7/8"	5-5/16"	16N	R279X
4-7/8"	1-17/64"	2-5/16"	1-7/8"	5-5/16"	16N	CP279X
5-41/64"	1-23/64"	2-7/16"	1-15/16"	6-3/32"	17N	R280X
5-25/32"	1-19/64"	2-7/16"	1-15/16"	6-3/32"	17N	CP280X

## U-JOINT KITS - MERITOR EASY SERVICE



CROSS LENGTH	CROSS TRUNNION DIA.	CAP HOLE CENTER TO CENTER	BEARING DIAMETER	YOKE DIMENSION BETWEEN NIBBS	YOKE DIMENSION ACROSS EARS	SERIES	PART NUMBER
5"	1-17/64"	2-5/16"	1-7/8"	5-5/16"	5-5/16"	16N	CP674X <sup>21</sup>
5"	1-17/64"	2-5/16"	1-7/8"	5-5/16"	5-5/16"	16N	R674X <sup>18</sup>
5-25/32"	1-19/64"	2-7/16"	1-15/16"	6-3/16"	6-3/32"	17N	R675X <sup>19</sup>
5-25/32"	1-19/64"	2-7/16"	1-15/16"	6-3/16"	6-3/32"	17N	CP675X <sup>21</sup>

## DANA/SPICER SPL U-JOINTS

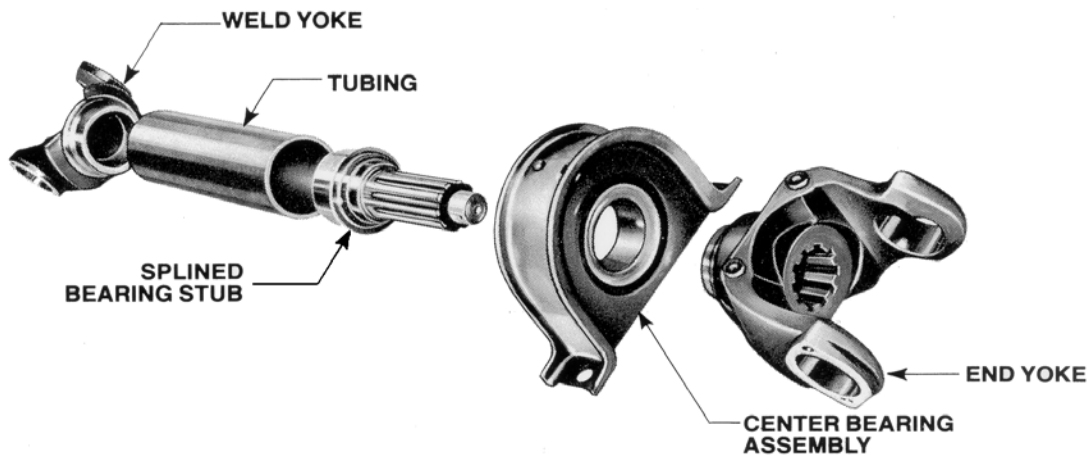


BEARING DIAMETER	YOKE LOCK-UP	LUBE FITTING	SERIES	PART NUMBER
2-11/64"	6.024" (2) 6.457" (2) 2 Round Bearings w/plate 2 Round	Y	SPL170	US170X <sup>22</sup>
2-23/64"	5.984" (2) 6.413" (2) 2 Round Bearings w/plate 2 Round	Y	SPL250	US250X <sup>22</sup>

<sup>18</sup> Includes two REBC16S retainer straps.  
<sup>21</sup> Attaching hardware included.

<sup>19</sup> Includes two REBC17S retainer straps.  
<sup>22</sup> Inboard attaching hardware included for use with these construction u-joints only. Not interchangeable with OEM retention hardware or u-joint. Outboard bearing retainers by OEM only.

# CENTER BEARING ASSEMBLIES FOR MIDSHIP BEARING STUBS



JOINT SERIES	WELD YOKE	TUBING	BEARING STUB & (NUT)	CENTER BEARING/ (CUSHION TYPE)	END YOKE
16N	16N-28-627	RT-35-10	16N-53-141 (1)	CB210084-2X (Slotted) (5)	16N-4-1721 (FR) 16N-4-1721-1 (HR)
17N	17N-28-137	RT-35-156	17N-53-151 (3)	CB210121-1XSA (Slotted) CB310012-1XSA (Solid)	17N-4-1981 (FR)
	17N-28-347	RT-4-10 RT-406-165 RT-4095-7	17N-53-201 (3)	CB210121-1XSA (Slotted) CB310012-1XSA (Solid)	17TYSC31-54 (HR)
	17N-28-347	RT-4-10 RT-406-165 RT-4095-7	BSS32-34 (2) (4)	CB210121-1XSA (Slotted) CB310012-1XSA (Solid)	17N-4-7141 (FR) (4) 17N-4-7141-1 (HR)

FR-Full Round bearing yoke

(2) Use 1227-Z-936 & WAR21-1

(5) Generic equivalent also available. (GCB210084-2X)

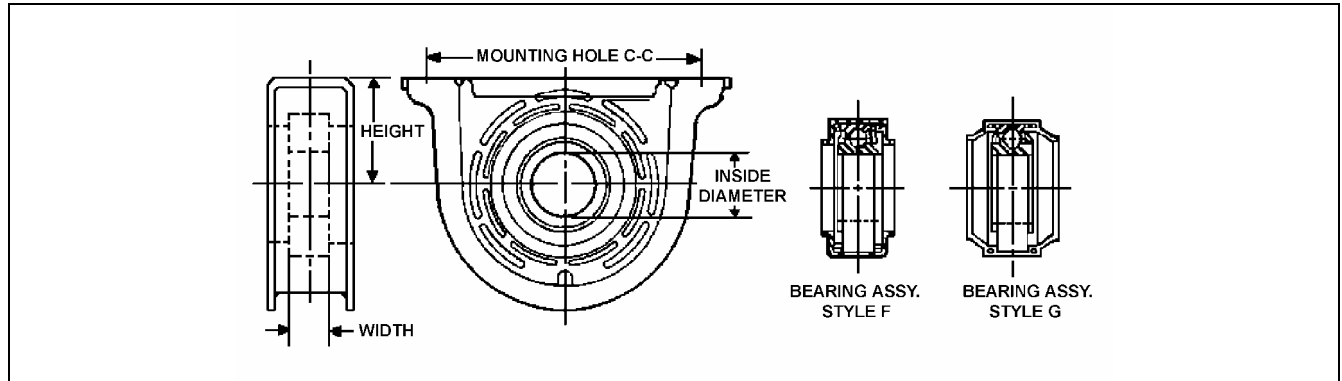
HR-Easy Service "Half Round" yoke

(3) Use 1227-Z-936 & WAR20-1

(1) Use 1227-Z-936 & WAR21-3

(4) New 2" involute design

# CENTER BEARINGS - TYPE 2-SLOTTED RUBBER CUSHION



BEARING I.D. MAX./MIN.	HEIGHT	BEARING WIDTH	MTG. HOLES (CTR TO CTR)	STYLE	FRONT DEFLECTOR	REAR DEFLECTOR	BEARING RETAINER DEFLECTOR	PART NUMBER
<b>1280 and 1310 and 1330 and 1350 and 1410 SERIES</b>								
1-3/8"/1-3/8"	2-1/4"		6-5/8"	F				CB211187X <sup>2</sup>
1-3/8"/1-3/8"	2-1/4"	63/64"	6-5/8"	G	DEFR28-4		DEFR22-4	CB210370-1X
1-3/8"/1-3/8"	2-1/4"	63/64"	6-5/8"	F	DEFR33-1		DEFR22-5	GCB210088-1X
<b>135N and 141N and 148N SERIES</b>								
1-37/64"/1-37/64"	2-1/4"	55/64"	6-5/8"	F	DEFR34-1	DEFR34-1		CB210873-1X
<b>141N and 148N and 155N and 1650 and 16N SERIES</b>								
1-49/64"/1-49/64"	2-11/16"	1-1/16"	7-5/8"	F	DEFR41-1	DEFR41-1		CB210084-2X
<b>17N SERIES</b>								
1-31/32"/1-31/32"	2-13/16"	1-3/16"	7-5/8"	F				CB210121-1XSA <sup>1</sup>
<b>176N and 17N (HEAVY DUTY) and 18N SERIES</b>								
2-23/64"/2-23/64"	3-3/8"	1-13/32"	8-5/8"	F				CB210661-1XSA <sup>1</sup>

5



If you detect any **errors** in this catalog, please let us know.

We want the information to be as accurate as possible; we appreciate your help in making it so.

Please e-mail any comments/suggestions/corrections to us at: [catalogfeedback@arvinmeritor.com](mailto:catalogfeedback@arvinmeritor.com)

or mail to: Meritor  
 attn: Catalog Dept.  
 7975 Dixie Highway  
 Florence, KY 41042

<sup>1</sup> Self aligning center bearing. Deflectors not needed.

<sup>2</sup> Deflectors are not sold separately.



## DRIVELINE TIPS

### ANGLES AND VIBRATIONS

1. Driveline vibrations can occur as five various types, transverse, torsional, inertial excitation, critical speed, and secondary coupling vibrations.
2. Transverse vibrations are simplest to repair and usually involve balance issues on driveshaft.
3. Torsional vibrations are more serious vibration issues that are usually related to driveline working angles, and bending and twisting motion experienced by driveshaft.
4. Large working angles will usually introduce torsional vibrations. Keeping driveline slope 3° to 6° is preferred. The smaller the angles, the less chance of torsionals.
5. Cancellation angles is the process where you keep the front and rear working angles to a + / - 1° of each other. Keeping angles small and + / - 1° of each other will help cancel out torsionals.
6. Ride height will affect angles and relate to vibration issues. When checking into a vibration issue the truck should be loaded.
7. There are two types of angles to be aware of, simple 1 plane angles and compound angles.
8. Simple 1 plane angles are where the driveshaft connects to the rear axle and is in a straight line plane.
9. Compound angle is where the driveshaft is offset in relation to the transmission and rear axle, not in a straight line plane.
10. Driveline slop is the direction, up, or down, of the driveshaft and the slope should not exceed 3° to 6° to avoid torsional vibrations.


# SECTION 6

## INDEX

<b>Front Axle</b>	<b>Page</b>
AmTran.....	6-1
Bluebird .....	6-1
Dana.....	6-2
Ford.....	6-2
Meritor .....	6-3
Mid Bus .....	6-3
Navistar .....	6-3
Thomas .....	6-5
U.S. Bus .....	6-5

## Meritor® Front Axles.

Proven Meritor axle leadership has resulted in a broad range of front non-drive steer axles and front drive steer axles that combine unsurpassed steering control, durability and low maintenance. From Easy Steer™ bushings that reduce steering effort to the off-road mobility of the Meritor MX Series single-reduction front drive steer axles, Meritor front axles deliver.



### Meritor Front Axles

Features/Options	Performance Benefits
Offers up to a 55-degree turn-angle capability	Unsurpassed maneuverability and vehicle stability
Unique Easy Steer bushing technology	Reduces steering effort and increases axle life
Combination of Meritor Easy Steer king pin bushings, computer-designed and optimized I-beam construction and stiff axle assembly	Delivers tight, 50-degree turning radius, superior vehicle control and longer tire life
Special low-friction bushings, double draw keys, and integral thrust bearing and seal designs	Combine durability, low maintenance and ease of service
Wide range of lightweight, full-strength steer axle assemblies for a variety of wheel base lengths, front axle tracks and turn angles	Allows customization for specific applications and superior OEM packaging flexibility
Optional unitized hub with preassembled hub, bearings and seals	Maximizes assembly efficiency for vehicle OEMs
Meritor double drop axles feature a large-diameter, heat-treated king pin	Delivers greater durability and longer life
Variety of front drive axle weight ratings	Provides OEM efficiencies for vehicle model families
Wide ratio of front drive axle gear selection	Allows for use in a wide range of heavy-duty on- and off-highway applications

# FRONT AXLE

## AMTRAN

### 3000FE

#### King Pin Kits

AXLE RATING LBS.	AXLE CODE/YEAR	PART NUMBER/ BUSHING TYPE	KING PIN SIZE	TYPE	OEM REFERENCE	NOTES
10000+	02ADD	R201426	1.921" x 9.87"	B		

#### Tie Rod Ends

AXLE RATING LBS.	AXLE CODE/YEAR	PART NUMBER/ LOCATION	STUD CENTER TO ROD END	OEM REFERENCE	NOTES
10000+	02ADD	R230029 Curbside	9.18"		
		R230028 Roadside			

### GENESIS

#### King Pin Kits

AXLE RATING LBS.	AXLE CODE/YEAR	PART NUMBER/ BUSHING TYPE	KING PIN SIZE	TYPE	OEM REFERENCE	NOTES
10000+	02ADD	R201426	1.921" x 9.87"	B		
12000-14000	02ADD	R201427	2.046" x 10.120"	B		
12000-14000	02ADE	R201427	2.046" x 10.120"	B		

#### Tie Rod Ends

AXLE RATING LBS.	AXLE CODE/YEAR	PART NUMBER/ LOCATION	STUD CENTER TO ROD END	OEM REFERENCE	NOTES
10000+	02ADD	R230029 Curbside	9.18"		
		R230028 Roadside			
12000-14000		R230069 Curbside	5.44"		w/126"-225" WB.
		R230068 Roadside			
12000-14000		R230416 Curbside	9.43"		
		R230415 Roadside			

### RE

#### King Pin Kits

AXLE RATING LBS.	AXLE CODE/YEAR	PART NUMBER/ BUSHING TYPE	KING PIN SIZE	TYPE	OEM REFERENCE	NOTES
10000+	02ADD	R201426	1.921" x 9.87"	B		
12000-14000	02ADE	R201427	2.046" x 10.120"	B		

#### Tie Rod Ends

AXLE RATING LBS.	AXLE CODE/YEAR	PART NUMBER/ LOCATION	STUD CENTER TO ROD END	OEM REFERENCE	NOTES
10000+	02ADD	R230029 Curbside	9.18"		
		R230028 Roadside			
12000-14000		R230416 Curbside	9.43"		
		R230415 Roadside			

## BLUEBIRD

### ALL AMERICAN

#### King Pin Kits

AXLE RATING LBS.	AXLE CODE/YEAR	PART NUMBER/ BUSHING TYPE	KING PIN SIZE	TYPE	OEM REFERENCE	NOTES
6000-8000	FF942	R201315 Easy Steer	1.794" x 10.392"	B	KIT 1315	Uses drawkeys 7-X-1002 and 7-X-1003.
12000	FF-942	R200195 Bronze	1.794" x 10.392"	B	KIT 195	
		R201307 Easy Steer			KIT 1307	
		R201315 Easy Steer			KIT 1315	Uses drawkeys 7-X-1002 and 7-X-1003.
12000-13200	FF-934, FF-942, FF-944	R200195 Bronze	1.794" x 10.392"	B	KIT 195	
		R201307 Easy Steer			KIT 1307	
		R201315 Easy Steer			KIT 1315	Uses drawkeys 7-X-1002 and 7-X-1003.

## FRONT AXLE

### BLUEBIRD (cont.)

#### ALL AMERICAN

##### Tie Rod Ends

AXLE RATING LBS.	AXLE CODE/YEAR	PART NUMBER/ LOCATION	STUD CENTER TO ROD END	OEM REFERENCE	NOTES
6000-8000	02ADC	R230069 Curbside R230068 Roadside	5.44"		w/126"-225" WB.

#### TC2000

##### King Pin Kits

AXLE RATING LBS.	AXLE CODE/YEAR	PART NUMBER/ BUSHING TYPE	KING PIN SIZE	TYPE	OEM REFERENCE	NOTES
10800		R200074 R200278	1.611" x 9.66" 1.609" x 9.660"	B	2156784 4293270	
12000	I-120S, I-120SG, I-120SGL	R201426	1.921" x 9.87"	B	8305203	
12000	I-120SA, I-120IS, I-126SA, I-126IS	R201426	1.921" x 9.87"	B	4294716	
14000	I-140S, I-140SG, I-146	R201427	2.046" x 10.120"	B	8305211	

### DANA

#### I-120IS, I-120S, I-120SA, I-120SG, I-120SGL, I-126IS, I-126SA, I-140S, I-140SG, I-146, I-146SA

##### King Pin Sets

AXLE RATING LBS.	AXLE CODE/YEAR	PART NUMBER/ BUSHING TYPE	KING PIN SIZE	TYPE	OEM REFERENCE	NOTES
12000	I-120S, I-120SG, I-120SGL	R201426	1.921" x 9.87"	B	8305203	
12000	I-120SA, I-120IS, I-126SA, I-126IS	R201426	1.921" x 9.87"	B	4294716	
14000	I-140S, I-140SG, I-146	R201427	2.046" x 10.120"	B	8305211	

### FORD

##### King Pin Kits

AXLE RATING LBS.	AXLE CODE/YEAR	PART NUMBER/ BUSHING TYPE	KING PIN SIZE	TYPE	OEM REFERENCE	NOTES
7000 Hyd Brakes		R200028	1.231" x 8.910"	C	C7TZ-3111A	Single Lock Flat
7000-9000 Air Brakes		R200044	1.434" x 8.250"	B	D6TZ3111A	Double Lock Flat
7000-9000 Air Brakes		R200280	1.433" x 8.25"	B	E9HZ-3111C	Double Lock Flat
9000 Hyd Brakes		R200154 R200184	1.434" x 8.500"	B	D1HZ-3111A C2TZ-3111G	Double Lock Flat
9000 Air Brakes		R200050	1.607" x 9.080"	B	D6HZ-3111B	Double Lock Flat
9000 Air Brakes		R200275	1.607" x 9.080"	B	E9HZ-3111B	Double Lock Flat

# FRONT AXLE

## MERITOR

**FF-931, FF-932, FF-933, FF-934, FF-941, FF-942, FF-943, FF-944, FF-967, FG-941, FG-943**

### King Pin Kits

AXLE RATING LBS.	AXLE CODE/YEAR	PART NUMBER/ BUSHING TYPE	KING PIN SIZE	TYPE	OEM REFERENCE	NOTES
6000-8000	FF942	R201315 Easy Steer	1.794" x 10.392"	B	KIT 1315	Uses drawkeys 7-X-1002 and 7-X-1003.
12000-13200	FF-942	R200195 Bronze R201307 Easy Steer R201315 Easy Steer	1.794" x 10.392"	B	KIT 195 KIT 1307 KIT 1315	Uses drawkeys 7-X-1002 and 7-X-1003.
13200	FF-932	R201307	1.794" x 10.392"	B	KIT 1307	
13200	FF-961, FF-967	R201315 Easy Steer	1.794" x 10.392"	B	KIT 1315	Uses drawkeys 7-X-1002 and 7-X-1003.
14600	FG-941, FG-943	R201309, R201310	1.794" x 10.392"	B	KIT 1309, KIT 1310	

### Tie Rod Ends

AXLE RATING LBS.	AXLE CODE/YEAR	PART NUMBER/ LOCATION	STUD CENTER TO ROD END	OEM REFERENCE	NOTES
12000-13000		R230069 Curbside R230068 Roadside R230090 Roadside	5.44"	A3144D524 A3144E525 A3144F526	Greaseable type.  Greaseable type. Optional 1.125"-18 thread.

## MID BUS

6

### SC

### King Pin Kits

AXLE RATING LBS.	AXLE CODE/YEAR	PART NUMBER/ BUSHING TYPE	KING PIN SIZE	TYPE	OEM REFERENCE	NOTES
6000-8000	02ADA, 02ADB	R200268 Bronze	1.359" x 7.970"	B		

### Drag Links

AXLE RATING LBS.	AXLE CODE/YEAR	PART NUMBER	STUD CENTER TO STUD CENTER	OEM REFERENCE	NOTES
6000-8000		R250113	17.47"		

## NAVISTAR

### 3400

### King Pin Kits

AXLE RATING LBS.	AXLE CODE/YEAR	PART NUMBER/ BUSHING TYPE	KING PIN SIZE	TYPE	OEM REFERENCE	NOTES
6000-8000	02ADA, 02ADB, 02ADW	R200268 Bronze	1.359" x 7.970"	B	1660271C92	

### Drag Links

AXLE RATING LBS.	AXLE CODE/YEAR	PART NUMBER	STUD CENTER TO STUD CENTER	OEM REFERENCE	NOTES
6000-8000		R250113	17.47"	1661867C91	

### 3600

### King Pin Kits

AXLE RATING LBS.	AXLE CODE/YEAR	PART NUMBER/ BUSHING TYPE	KING PIN SIZE	TYPE	OEM REFERENCE	NOTES
6000-8000	02ADA, 02ADB	R200268 Bronze	1.359" x 7.970"	B	1660271C92	

### Drag Links

AXLE RATING LBS.	AXLE CODE/YEAR	PART NUMBER	STUD CENTER TO STUD CENTER	OEM REFERENCE	NOTES
6000-8000		R250113	17.47"	1661867C91	
10000+		R250112	17.68"	1661437C91	

## FRONT AXLE

### NAVISTAR (cont.)

**3800**

#### King Pin Kits

AXLE RATING LBS.	AXLE CODE/YEAR	PART NUMBER/ BUSHING TYPE	KING PIN SIZE	TYPE	OEM REFERENCE	NOTES
6000-8000	02ADA, 02ADB, 02ADV	R200268 Bronze	1.359" x 7.970"	B	1660271C92	
6000-8000	3800, Opt 02ADC, 02ADL, 02ADV, 02ADW	R201315 Easy Steer	1.794" x 10.392"	B		Uses drawkeys 7-X-1002 and 7-X-1003.
10000+	Opt 02ADC, 02ADL, 02ADD	R201426	1.921" x 9.87"	B	1668411C91	

#### Tie Rod Ends

AXLE RATING LBS.	AXLE CODE/YEAR	PART NUMBER/ LOCATION	STUD CENTER TO ROD END	OEM REFERENCE	NOTES
6000-8000	02ADC	R230069 Curbside	5.44"	507838C91	w/126"-225" WB.
		R230068 Roadside		507837C91	
10000+	02ADD	R230029 Curbside	9.18"		
		R230028 Roadside			

#### Drag Links

AXLE RATING LBS.	AXLE CODE/YEAR	PART NUMBER	STUD CENTER TO STUD CENTER	OEM REFERENCE	NOTES
6000-8000		R250113	17.47"	1661867C91	

### IC

#### King Pin Kits

AXLE RATING LBS.	AXLE CODE/YEAR	PART NUMBER/ BUSHING TYPE	KING PIN SIZE	TYPE	OEM REFERENCE	NOTES
6000-8000	02ADA, 02ADB	R200268 Bronze	1.359" x 7.970"	B	1660271C92	
6000-8000	Opt 02ADC, 02ADL	R201315 Easy Steer	1.794" x 10.392"	B		Uses drawkeys 7-X-1002 and 7-X-1003.
10000+	Opt 02ADC, 02ADL, 02ADD	R201426	1.921" x 9.87"	B	1668411C91	

#### Tie Rod Ends

AXLE RATING LBS.	AXLE CODE/YEAR	PART NUMBER/ LOCATION	STUD CENTER TO ROD END	OEM REFERENCE	NOTES
6000-8000	02ADC	R230069 Curbside	5.44"	507838C91	w/126"-225" WB.
		R230068 Roadside		507837C91	
10000+	02ADD	R230029 Curbside	9.18"		
		R230028 Roadside			

#### Drag Links

AXLE RATING LBS.	AXLE CODE/YEAR	PART NUMBER	STUD CENTER TO STUD CENTER	OEM REFERENCE	NOTES
10000+		R250112	17.68"	1661437C91	

#### King Pin Kits

AXLE RATING LBS.	AXLE CODE/YEAR	PART NUMBER/ BUSHING TYPE	KING PIN SIZE	TYPE	OEM REFERENCE	NOTES
14000	02-ADE	R201427	2.046" x 10.120"	B	1668412C91	

# FRONT AXLE

**THOMAS**

## SAF-T-LINER & MVP

**King Pin Kits**

AXLE RATING LBS.	AXLE CODE/YEAR	PART NUMBER/ BUSHING TYPE	KING PIN SIZE	TYPE	OEM REFERENCE	NOTES
6000-8000	FF932	R201315 Easy Steer	1.794" x 10.392"	B		Uses drawkeys 7-X-1002 and 7-X-1003.
6000-8000	FF941	R201315 Easy Steer	1.794" x 10.392"	B		Uses drawkeys 7-X-1002 and 7-X-1003.
6000-8000	FF943	R201315 Easy Steer	1.794" x 10.392"	B		Uses drawkeys 7-X-1002 and 7-X-1003.

**Tie Rod Ends**

AXLE RATING LBS.	AXLE CODE/YEAR	PART NUMBER/ LOCATION	STUD CENTER TO ROD END	OEM REFERENCE	NOTES
6000-8000	02ADC	R230069 Curbside R230068 Roadside	5.44"		w/126"-225" WB.

## ER-SERIES

**King Pin Kits**

AXLE RATING LBS.	AXLE CODE/YEAR	PART NUMBER/ BUSHING TYPE	KING PIN SIZE	TYPE	OEM REFERENCE	NOTES
13200	FF-932	R201307	1.794" x 10.392"	B	1307	

AXLE RATING LBS.	AXLE CODE/YEAR	PART NUMBER/ BUSHING TYPE	KING PIN SIZE	TYPE	OEM REFERENCE	NOTES
14600	FG-941, FG-943	R201309, R201310	1.794" x 10.392"	B	1309, 1310	

## VISTA

**King Pin Kits**

AXLE RATING LBS.	AXLE CODE/YEAR	PART NUMBER/ BUSHING TYPE	KING PIN SIZE	TYPE	OEM REFERENCE	NOTES
6000-8000	02ADA, 02ADB	R200268	1.359" x 7.970"	B		
6000-8000	Opt 02ADC, 02ADL	R201315 Easy Steer	1.794" x 10.392"	B		
10000+	Opt ADC, 02ADL, 02ADD	R201426	1.921" x 9.87"	B		

**Tie Rod Ends**

AXLE RATING LBS.	AXLE CODE/YEAR	PART NUMBER/ LOCATION	STUD CENTER TO ROD END	OEM REFERENCE	NOTES
6000-8000	02ADC	R230069 Curbside R230068 Roadside	5.44"		w/126"-225" WB.
10000+	02ADD	R230029 Curbside R230028 Roadside	9.18"		

**Drag Links**

AXLE RATING LBS.	AXLE CODE/YEAR	PART NUMBER	STUD CENTER TO STUD CENTER	OEM REFERENCE	NOTES
6000-8000		R250113	17.47"		
10000+		R250112	17.68"		

**U.S. BUS**

## EAGLE 3400

**King Pin Kits**

AXLE RATING LBS.	AXLE CODE/YEAR	PART NUMBER/ BUSHING TYPE	KING PIN SIZE	TYPE	OEM REFERENCE	NOTES
6000-8000	02ADA, 02ADB	R200268	1.359" x 7.970"	B		



# FRONT AXLE

U.S. BUS (cont.)

EAGLE 3400

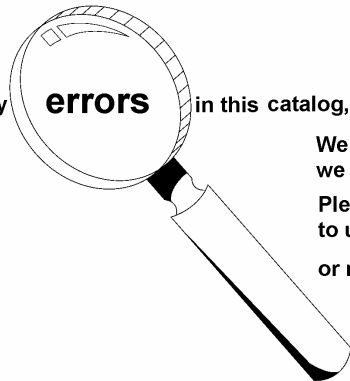
Drag Links

AXLE RATING LBS.	AXLE CODE/YEAR	PART NUMBER	STUD CENTER TO STUD CENTER	OEM REFERENCE	NOTES
10000+		R250112	17.68"		



# MERITOR

If you detect any **errors** in this catalog, please let us know.



We want the information to be as accurate as possible;  
we appreciate your help in making it so.

Please e-mail any comments/suggestions/corrections  
to us at: [catalogfeedback@arvinmeritor.com](mailto:catalogfeedback@arvinmeritor.com)

or mail to: Meritor  
attn: Catalog Dept.  
7975 Dixie Highway  
Florence, KY 41042

# SECTION 7

## INDEX

<b>Carriers, Transmissions &amp; Steering Gears</b>	<b>Page</b>
Allison Automatic Transmissions .....	7-2
Mascot Remanufactured Carriers .....	7-1
Mascot Remanufactured Automatic Transmissions .....	7-2
Mascot Steering Gears .....	7-2
Meritor Remanufactured Carriers .....	7-1

# MASCOT TRUCK PARTS

## REMANUFACTURED PRODUCTS FOR SCHOOL BUS APPLICATIONS

### Performance Advantages:

Mascot Truck Parts is your premier remanufacturer of transmissions, differentials and steering gears for school bus applications.

Mascot parts are completely remanufactured to meet the strictest specifications. The parts go through a rigorous teardown, cleaning and a thorough inspection to identify any flaws or excessive wear and stress. Individual components that do not meet our performance standards are replaced. Then each unit is reassembled, tested and verified to exacting specifications in our factory. All Mascot remanufactured products come with a 1-year/Unlimited-Mileage North American warranty. Mascot remanufactured automatic transmissions come with a 3-year/Unlimited-Mileage warranty when used in a school bus application. With 30 distribution points across the United States and Canada – we've got you covered.

Mascot has what you need to keep your school bus fleet running strong – quality, reliability and availability.

## MERITOR REMANUFACTURED CARRIERS



PART NUMBER	DESCRIPTION	POPULAR AXLE RATIOS AVAILABLE*
QD100xxx	Remanufactured Carrier for QD100 axle	355, 370, 373, 390, 410
QR100xxx	Remanufactured Carrier for QD100 axle	355, 373, 410
QHD-xxx	Remanufactured Carrier for QHD-370 axle	370,411
QHR-xxx	Remanufactured Carrier for QHR-410 axle	370, 411, 444
QARxxx	Remanufactured Carrier for QAR410 axle	410
RD20145xxx	Remanufactured Carrier for QD100 axle	307, 321, 342, 358, 373, 391, 433, 456, 488, 529
RR20145xxx	Remanufactured Carrier for RR20145 axle	279, 293, 307, 321, 342, 358, 373, 390, 433, 456, 463, 488, 529, 586, 614, 643, 683
SHDxxx	Remanufactured Carrier for SHD axle with 2-3/8" spline	411, 456
SHRxxx	Remanufactured Carrier for SHR axle with 2-3/8" spline	411, 456

7

## MASCOT REMANUFACTURED CARRIERS




PART NUMBER	DESCRIPTION	POPULAR AXLE RATIOS AVAILABLE*
RD20145xxx	Remanufactured Carrier for Meritor RD21145 axle	358, 373, 390, 411
RPL23160xxx	Remanufactured Carrier for Meritor RPL23160 axle	430
RR20145xxx	Remanufactured Carrier for Meritor RR20145 axle	358, 373, 390
DS402370	Remanufactured Carrier for Eaton DS402 axle	370, 390
DS404xxx	Remanufactured Carrier for Eaton DS404 axle	355, 370


Note: xxx refers to Axle Ratio

\* Other ratios may be available


## MASCOT REMANUFACTURED MANUAL TRANSMISSIONS

	PART NUMBER	DESCRIPTION
	FS4205A4301614	Fuller 5 Speed Manual Transmission
	FS5106A21898	Fuller 6 Speed Manual Transmission
	FS5205A4301877	Fuller 5 Speed Manual Transmission
	FS5406A4301403	Fuller 6 Speed Manual Transmission
	FS6206A3316257	Fuller 6 Speed Manual Transmission
	FS6306A4301403	Fuller 6 Speed Manual Transmission
	FS6306A4301485	Fuller 6 Speed Manual Transmission
	FS6406A4301403	Fuller 6 Speed Manual Transmission
	FS6406A4301485	Fuller 6 Speed Manual Transmission
	FS4205A4301614	Fuller 5 Speed Manual Transmission

## ALLISON AUTOMATIC TRANSMISSIONS

	PART NUMBER	MODEL	RPM	PTO	APPLICATION
	15986036	AT545N	R2600	Yes	School Bus
	23015179	AT545	R2400	Yes	School Bus
	29500307	AT545	R2400	No	School Bus
	29505061	AT545	R2600	No	School Bus
	29505388	AT545	R2400	No	School Bus
	29508650	AT545	R2600	Yes	School Bus
	29509167	MT 643	2400	Yes	School Bus, Delivery, Fuel
	29512406	MT 643	2400	Yes	Delivery, Fuel
	29514623	AT545	R2600	No	School Bus
	29514624	AT545	R2600	Yes	School Bus
	29542158	MD 3060	ECU	No	School Bus, Delivery, Fuel
	E001182	AT545	R2400	Yes	School Bus

## MASCOT STEERING GEARS

	PART NUMBER	DESCRIPTION	APPLICATION
	HFB52013	Ross/TRW	School Bus
	HFB52033	Ross/TRW	School Bus
	26041145	Saginaw -Dual Piston	School Bus
	26054323	Saginaw -Dual Piston	School Bus
	TAS40042	Ross/TRW	School Bus
	TAS55001	Ross/TRW	School Bus
	THP60001	Ross/TRW	School Bus
	THP60010	Ross/TRW	School Bus

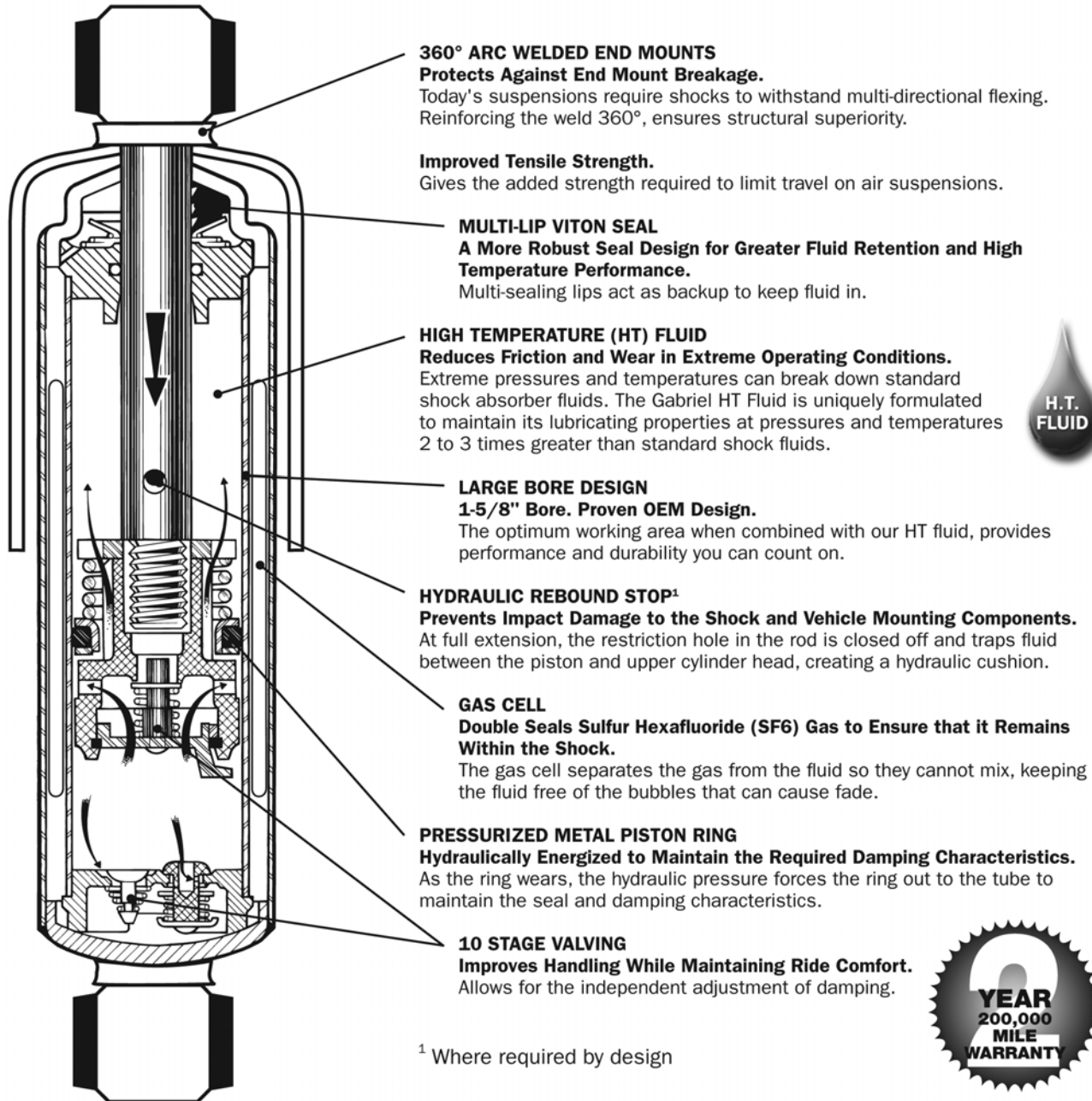
# SECTION 8

## INDEX

<b>Shocks</b>	<b>Page</b>
Bluebird .....	8-1
International.....	8-2
Thomas .....	8-2

# GasSLX – This shock provides reliability, control, comfort and ride selection

We believe a premium upgrade is more than just a promise, it's a commitment to deliver. The Gabriel GasSLX was engineered using proven premium components that deliver distinguishable benefits.



<sup>1</sup> Where required by design

# SHOCKS

## BLUEBIRD SCHOOL BUS

MODEL DESCRIPTION	OEM	FLEETLINE NUMBER		GASLX NUMBER	
		FRONT	REAR	FRONT	REAR
All American	0823054	85304			
Suspensions	60998-001		85337		
Suspensions	59483-000		85919		
Suspensions	60665-005		85919		
Bus w/ 35" Chassis	303-1350628	85712			
Bus w/ 35" Chassis	90-1968	85712			
Buses w/ New ay Air Suspension	1526417		85052		
Buses w/ New ay Air Suspension	90044448		85051		
Buses w/ Reyco Air Suspension	1668722	85030		89440	
Buses w/ Reyco Air Suspension	1668730		85013		89414
Buses w/ Reyco Air Suspension	1722222		85013		89414
City Bird Buses w/ 1" Mounting Pins	609180		85304		
City Bird Buses w/ 1" Mounting Pins	614958	85307			
City Bird Buses w/ 1" Mounting Pins	300-0614966	85307			
City Bird Buses w/ 1" Mounting Pins	300-0614974		85304		
Models w/ O.E.M. Number	300-1316546		85006		
Rear Engine Model w/ 1" Mounting Pins	609180		85304		
Rear Engine Model w/ 1" Mounting Pins	614958	85307			
Rear Engine Model w/ 1" Mounting Pins		85307			
Rear Engine Model w/ 1" Mounting Pins	300-0614966	85307			
Rear Engine Model w/ 1" Mounting Pins	300-0614974		85304		
School Bus w/ 3/4" Mounting Pins	2021459	85012	85012	89413	89413
TC 2000 Bus, TC/2000 FE Series w/ Ridew ell Front Suspension Option #4540	1004167	85712			
TC 2000 Bus, TC/2000 FE Series w/ Ridew ell Front Suspension Option #4540	1316546		85006		
TC 2000 Bus, TC/2000 FE Series w/ Standard Parabolic Front Springs	1658525			89432	
TC 2000 Bus, TC/2000 FE Series w/ Ridew ell Front Suspension Option #4540	1658533		85010		
TC 2000 Bus, TC/2000 FE Series w/ Ridew ell Front Suspension Option #4540	1667831	85029			
TC 2000 Bus, TC/2000 FE Series w/ Standard Flat Leaf Rear Springs	1746163		85006		
TC 2000 Bus, TC/2000 FE Series w/ New ay Rear Air Suspension	90045050		85914		
TC 2000 Bus, TC/2000 FE Series w/ Ridew ell Front Suspension Option #4540	300-1317767	85029			
TC 2000 Bus, TC/2000 FE Series w/ Ridew ell Front Suspension Option #4540	305-0961284		85734		
Vision Models w/ Comfort Air Suspensions	60998-001		85337		
WanderLodge -w/ Reyco Air Suspension	1722214		85030		89440
WanderLodge-Drive Axle	1750793		85712		
WanderLodge	90-1968-SP1	85712			
WanderLodge LX, LXI-Models	90-1951-SP1		85734		
Add O.E.M. Interchanges	70317			89432	
Add O.E.M. Interchanges	70397		85006		
Add O.E.M. Interchanges	0523047		85736		
Add O.E.M. Interchanges	680155		85712		
Add O.E.M. Interchanges	1217934		85304		
Add O.E.M. Interchanges	1707405		85321		
Add O.E.M. Interchanges	1962422		85304		
Add O.E.M. Interchanges	1962430		83207	89407	
Add O.E.M. Interchanges	4759272		89447		
Add O.E.M. Interchanges	300-0823047		85736		



# SHOCKS

## BLUEBIRD SCHOOL BUS (cont.)

MODEL DESCRIPTION	OEM	FLEETLINE NUMBER		GASLX NUMBER	
		FRONT	REAR	FRONT	REAR
Add O.E.M. Interchanges	300-0823054	85304			
Add O.E.M. Interchanges	300-09612284	85734			
Add O.E.M. Interchanges	7805M1001	85919			
Add O.E.M. Interchanges	87001-01A	85734			
Add O.E.M. Interchanges	90-1813	85712			
Add O.E.M. Interchanges	A-4890	85712			

## INTERNATIONAL

MODEL DESCRIPTION	OEM	FLEETLINE NUMBER		GASLX NUMBER	
		FRONT	REAR	FRONT	REAR
3700, 3800 Series	472412C91	83456		89447	
3700, 3800 Series	501905C91		83301		
3700, 3800 Series	501906C91		83317		
3700, 3800 Series	586724C91	83456		89447	
3700, 3800 Series w / International Air Suspension	1675455C1		85003		89411
3700, 3800 Series w / International Air Suspension	1690035C1		85003		89411
3700, 3800 Series w / International Air Suspension	2018987C1		85003		89411
3700, 3800 Series w / International Air Suspension	501553C91		85003		89411
3700, 3800 Series w / MOR-RYDE Rear Suspension	548532C1		83103		
3700, 3800 Series w / New ay ARD-234 Air Suspension	537524C91		83123		89405
3700, 3800 Series w / New ay ARD-234 Air Suspension	537525C91		83123		89405
3900FC Series	1677707C1	85030		89440	
3900FC Series	2015557C1	85030		89440	
3900FC Series	467371C91	83225	83225		
3900FC Series (Genesis-Front Engine)	2200327C1	85332			
3900FC Series (Genesis-Rear Engine)	2039549C1	85333			
BE200 Small Bus Chassis w / 7000 lb Axle	3605735C1	83156			
BE200 Small Bus Chassis w / 7000 lb Axle	3605735C2	83156			

## THOMAS SCHOOL BUS

MODEL DESCRIPTION	OEM	FLEETLINE NUMBER		GASLX NUMBER	
		FRONT	REAR	FRONT	REAR
Model MVP	61310101	85736	85736		
Models w / FAS II Rear Air Suspension	61310434		85724		89443
Models w / FAS II Rear Air Suspension	61310478		85724		89443
Models w / New ay Tandem Air Suspension	61310232		85000		89436
Models w / O.E.M. Number	128745	83102			
Models w / O.E.M. Number	651442	83102			
Models w / O.E.M. Number	61300112	83613			
Models w / O.E.M. Number	61300224	85918		89449	
Models w / O.E.M. Number	61300240	85918		89449	
Models w / O.E.M. Number	61310102		85308		89422
Models w / O.E.M. Number	61310103		85308		89422
Models w / O.E.M. Number	680-323-0300	85006			
Models w / O.E.M. Number	680-326-0000		83120		
Models w / O.E.M. Number	GBL654725		83120		

# SHOCKS

## THOMAS SCHOOL BUS (cont.)

MODEL DESCRIPTION	OEM	FLEETLINE NUMBER		GASLX NUMBER	
		FRONT	REAR	FRONT	REAR
Models w/ O.E.M. Number	GBL665538	85006			
Models w/ Oshkosh Chassis & O.E.M. Number	P101977		85010		
ROC Front, SAF-T-Liner	61300285	83102			
School Bus	614974	85304			
School Bus	680010	85304			
School Bus	680054		85307		
School Bus	300-0614966		85307		
Add O.E.M. Interchanges	87002	85736			
Add O.E.M. Interchanges	680088	85713			
Add O.E.M. Interchanges	728802	85736			
Add O.E.M. Interchanges	6130029	85712			
Add O.E.M. Interchanges	61310104	85713			
Add O.E.M. Interchanges	6130-0114			89437	
Add O.E.M. Interchanges	63-0001	85713			
Add O.E.M. Interchanges	A-4890	85712			



If you detect any **errors** in this catalog, please let us know.

We want the information to be as accurate as possible; we appreciate your help in making it so.

Please e-mail any comments/suggestions/corrections to us at: [catalogfeedback@meritor.com](mailto:catalogfeedback@meritor.com)

or mail to: Meritor  
 attn: Catalog Dept.  
 7975 Dixie Highway  
 Florence, KY 41042

# FleetLine

Top quality components ensure top performance throughout the life of the shock absorber, meaning less wear and tear on other costly suspension parts.



**Cold Formed, 360° Arc Welded Mounts\***

- Greater tensile strength
- Greatly reduces end mount failures

**Multi Lip Seal**

- Extra seal protection = Improved fluid retention
- Improved fluid retention = Longer shock life

**1-5/8", Large Bore Design\***

- Increased tensile strength
- Designed for more control
- Proven design for low friction suspensions

**Bulged Design\*\***

- Increased fluid capacity
- Lower operating temperatures
- Less internal wear due to heat dissipation

**Hydraulic Extension Stop<sup>1</sup>**

- Prevents shocks from topping out and suspensions from over-extending
- Designed for low friction suspensions such as Air Spring Suspensions, etc.

**Floating Piston Seal Design**

- Reduces force-velocity variabilities
- Increase control capabilities at low velocities
- Self-compensates for wear
- Reduced wear between the cylinder and the piston seal means reduced clearance which means less fade
- Less fade means more consistent performance over the full range

**10 Stage All Coil Spring Valving**

- For comfort and control
- Enhanced durability
- Self cleaning

<sup>1</sup> Where required by design

\* Excluding 83000 Series

\*\* Including 85300 and 85700 Series

Note: Features may vary by part number.



# SECTION 9

## INDEX

<b>Air Springs</b>	<b>Page</b>
Bluebird.....	9-1

## NOTES

# AIR SPRINGS

OEM	OEM PART NUMBER	AIR SPRING STYLE	FIRESTONE FRONT ASSY PART NUMBER	FIRESTONE REAR ASSY PART	FIRESTONE TRAILING PART NUMBER	FIRESTONE SERVICE ASSY PART NUMBER	FIRESTONE PISTON ONLY PART NUMBER
Bluebird	990671	1T15S-6			W01-358-9073	W01-358-0708	WC1-358-0556
	1263581	1T14CB-1	W01-358-8997			W01-358-0700	WC1-358-0609
	1286814	1T15L-2		W01-358-9457			WC1-358-0683
	90557034	1T14CB-1	W01-358-8997			W01-358-0700	WC1-358-0609
	90557038	1T15M-2		W01-358-9105		W01-358-0725	WC1-358-1652
	300-961250	1T15M-0		W01-358-9039		W01-358-0702	WC1-358-9454
	300-091425	1T14CB-1	W01-358-8997			W01-358-0700	WC1-358-0609
	59031-2B	1T15MT-8	W01-358-9641	W01-358-9641			

\*Note:

Parts can be ordered using the prefix "FS" with the last four numbers

## XpresswayPlus.Meritor.com



**XpresswayPlus.Meritor.com**  
For all of your parts-ordering needs

Don't forget about using *XpresswayPlus* for:

- Ordering parts online
- Order status
- Price and availability
- Invoice Lookup
- Parts Catalog
- Online e-mail or phone numbers for Customer Service, Information Services, Marketing, Catalog, and eSupport
- Reference Library
- The Company Store
- Literature
- Dealer/Distributor locator

XpresswayPlus is easy to use, can reduce phone calls, and save you valuable time.

# NOTES

## NUMERICAL PARTS LISTING

PART NUMBER	PAGE	PART NUMBER	PAGE	PART NUMBER	PAGE
1199-H-1620	5-6	2210-R-7428	1-48	2210-Y-7565	1-49
1199-N-1860	5-6	2210-S-7429	1-48	2210-B-7568	1-49
1199-X-1870	5-6	2210-T-7430	1-48	2210-C-7569	1-49
1199-B-2576	5-6	2210-U-7431	1-48	2210-P-7582	1-49
1199-T-2854	5-6	2210-F-7442	1-48	2210-Q-7583	1-49
1227-V-464	2-29	2210-G-7443	1-48	2210-T-7586	1-49
1227-S-1527	2-24, 2-31	2210-M-7449	1-48	2210-U-7587	1-49
1229-G-1021	2-29, 2-30	2210-N-7450	1-48	2210-X-7590	1-50
1229-J-4638	2-29, 2-30	2210-P-7452	1-48	2210-Y-7591	1-50
1898-R-720	5-6	2210-Q-7453	1-48	2210-Z-7592	1-50
1898-Q-771	5-6	2210-R-7454	1-48	2210-A-7593	1-50
2210-Q-4905	1-46	2210-S-7455	1-48	2210-B-7594	1-50
2210-R-4906	1-46	2210-T-7456	1-48	2210-C-7595	1-50
2210-S-4907	1-46	2210-U-7457	1-48	2210-D-7596	1-50
2210-T-4908	1-46	2210-B-7464	1-48	2210-E-7597	1-50
2210-U-4909	1-46	2210-C-7465	1-48	2210-K-7603	1-50
2210-V-4910	1-46	2210-F-7468	1-48	2210-L-7604	1-50
2210-A-4915	1-46	2210-G-7469	1-48	2210-P-7608	1-50
2210-B-4916	1-46	2210-K-7473	1-48	2210-Q-7609	1-50
2210-P-5164	1-46	2210-L-7474	1-48	2210-V-7614	1-50
2210-Q-5165	1-46	2210-P-7478	1-48	2210-W-7615	1-50
2210-W-5535	1-46	2210-Q-7479	1-48	2210-Z-7618	1-50
2210-X-5536	1-46	2210-V-7484	1-48	2210-A-7619	1-50
2210-G-5753	1-46	2210-W-7485	1-48	2210-H-7626	1-50
2210-H-5754	1-46	2210-D-7492	1-48	2210-J-7628	1-50
2210-Y-6005	1-47	2210-E-7493	1-48	2210-R-7636	1-50
2210-Z-6006	1-47	2210-H-7496	1-48	2210-S-7637	1-50
2210-A-6007	1-47	2210-J-7498	1-48	2210-Z-7644	1-50
2210-B-6008	1-47	2210-K-7499	1-48	2210-A-7645	1-50
2210-F-6298	1-46	2210-L-7500	1-48	2210-D-7648	1-50
2210-G-6299	1-46	2210-M-7501	1-48	2210-E-7649	1-50
2210-K-6303	1-46	2210-N-7502	1-48	2210-H-7652	1-50
2210-L-6304	1-46	2210-V-7510	1-49	2210-J-7654	1-50
2210-K-6537	1-46	2210-W-7511	1-49	2210-P-7660	1-50
2210-L-6538	1-46	2210-Z-7514	1-49	2210-Q-7661	1-50
2210-Z-6812	1-46	2210-A-7515	1-49	2210-T-7664	1-50
2210-A-6813	1-46	2210-H-7522	1-49	2210-U-7665	1-50
2210-K-7265	1-49	2210-J-7524	1-49	2210-V-7666	1-50
2210-L-7266	1-49	2210-P-7530	1-49	2210-W-7667	1-50
2210-K-7343	1-47	2210-Q-7531	1-49	2210-Z-7670	1-51
2210-L-7344	1-47	2210-T-7534	1-49	2210-A-7671	1-51
2210-P-7374	1-47	2210-U-7535	1-49	2210-D-7674	1-51
2210-Q-7375	1-47	2210-V-7536	1-49	2210-E-7675	1-51
2210-K-7395	1-47	2210-W-7537	1-49	2210-M-7683	1-51
2210-L-7396	1-47	2210-X-7538	1-49	2210-N-7684	1-51
2210-X-7408	1-47	2210-Y-7539	1-49	2210-R-7688	1-51
2210-Y-7409	1-47	2210-B-7542	1-49	2210-S-7689	1-51
2210-B-7412	1-47	2210-C-7543	1-49	2210-V-7692	1-51
2210-C-7413	1-47	2210-F-7546	1-49	2210-W-7693	1-51
2210-F-7416	1-47	2210-G-7547	1-49	2210-Z-7696	1-51
2210-G-7417	1-47	2210-K-7551	1-49	2210-A-7697	1-51
2210-H-7418	1-47	2210-L-7552	1-49	2210-D-7700	1-51
2210-J-7420	1-47	2210-T-7560	1-49	2210-E-7701	1-51
2210-P-7426	1-48	2210-U-7561	1-49	2210-R-7714	1-51
2210-Q-7427	1-48	2210-X-7564	1-49	2210-S-7715	1-51



## NUMERICAL PARTS LISTING

PART NUMBER	PAGE	PART NUMBER	PAGE	PART NUMBER	PAGE
2210-V-7718	1-51	2210-V-8342	1-50	09-001911	2-9
2210-W-7719	1-51	2210-Y-8345	1-48	09-001958	2-11
2210-D-7726	1-51	2210-Z-8346	1-48	09-001964	2-11
2210-E-7727	1-51	2210-E-8351	1-52	09-001965	2-8
2210-H-7730	1-51	2210-F-8352	1-52	09-001966	2-8
2210-J-7732	1-51	2210-G-8353	1-52	09-001982	2-9
2210-Z-7748	1-51	2210-H-8354	1-52	09-001983	2-9
2210-A-7749	1-51	2210-W-8369	1-48	09-001984	2-9
2210-R-7766	1-51	2210-X-8370	1-48	09-001985	2-9
2210-S-7767	1-51	2210-U-8393	1-50	09-001988	2-11
2210-H-7782	1-51	2210-V-8394	1-50	09-001989	2-11
2210-J-7784	1-51	2210-W-8395	1-51	09-001990	2-11
2210-M-7787	1-51	2210-X-8396	1-51	09-001991	2-9
2210-N-7788	1-51	2210-E-8403	1-51	09-001992	2-9
2210-K-7837	1-50	2210-F-8404	1-51	09-001995	2-9
2210-L-7838	1-50	2210-G-8431	1-47	09-001996	2-9
2210-P-7842	1-49	2210-H-8432	1-47	09-001997	2-9
2210-Q-7843	1-49	2210-M-8489	1-52	09-001998	2-9
2210-R-7844	1-49	2210-N-8490	1-52	09-002001	2-11
2210-S-7845	1-49	2210-B-8582	1-52	09-002002	2-11
2210-L-8176	1-51	08-007591	2-13	09-002003	2-11
2210-M-8177	1-51	08-205373	2-13	09-002004	2-11
2210-Q-8181	1-48	08-205435	2-13	09-002005	2-11
2210-R-8182	1-48	08-205575	2-13	09-002013	2-11
2210-S-8183	1-48	08-205740	2-13	09-002047	2-8
2210-T-8184	1-48	08-205741	2-13	09-002048	2-8
2210-N-8204	1-46	08-205833	2-13	09-002049	2-9
2210-P-8206	1-46	08-205879	2-13	09-002050	2-9
2210-W-8213	1-49	08-205967	2-13	09-002085	2-9
2210-X-8214	1-49	09-001254	2-8	09-002086	2-9
2210-Y-8215	1-49	09-001255	2-8	09-002184	2-11
2210-Z-8216	1-49	09-001484	2-8	09-002204	2-8
2210-A-8217	1-51	09-001485	2-8	09-002205	2-8
2210-B-8218	1-51	09-001525	2-9	09-002210	2-8
2210-C-8219	1-51	09-001526	2-9	09-002211	2-8
2210-D-8220	1-51	09-001539	2-8	09-869701	2-8
2210-W-8265	1-50	09-001540	2-8	09-869702	2-8
2210-X-8266	1-50	09-001555	2-9	83102	8-2, 8-3
2210-N-8282	1-50	09-001556	2-9	83103	8-2
2210-P-8284	1-50	09-001614	2-8	83120	8-2
2210-Q-8285	1-49	09-001615	2-8	83123	8-2
2210-R-8286	1-49	09-001650	2-8	83156	8-2
2210-S-8287	1-49	09-001651	2-8	83207	8-1
2210-T-8288	1-49	09-001652	2-8	83225	8-2
2210-Y-8293	1-46	09-001653	2-8	83301	8-2
2210-Z-8294	1-46	09-001727	2-11	83317	8-2
2210-U-8315	1-49	09-001728	2-11	83456	8-2
2210-V-8316	1-49	09-001763	2-8	83613	8-2
2210-W-8317	1-48	09-001764	2-8	85000	8-2
2210-X-8318	1-48	09-001811	2-11	85003	8-2
2210-J-8330	1-47	09-001825	2-11	85006	8-1, 8-2,
2210-K-8331	1-47	09-001826	2-11		8-3
2210-L-8332	1-50	09-001853	2-11	85010	8-1, 8-3
2210-M-8333	1-50	09-001855	2-11	85012	8-1
2210-U-8341	1-50	09-001910	2-9	85013	8-1

## NUMERICAL PARTS LISTING

PART NUMBER	PAGE	PART NUMBER	PAGE	PART NUMBER	PAGE
85029	8-1	60450478	3-20	17N-4-5521	5-3
85030	8-1, 8-2	60450479	3-20	17N-4-6391X	5-3
85051	8-1	60450482	3-21	17N-4-6411X	5-3
85052	8-1	60450483	3-21	17N-4-6421X	5-3
85304	8-1, 8-2, 8-3	60450473001	3-20	17N-4-6951-1X	5-5
85307	8-1, 8-3	60450474001	3-20	17N-4-7141-1	5-5
85308	8-2	60450476006	3-20	17N-4-7181-1X	5-5
85321	8-1	60450476007	3-20	17N-4-7181X	5-4
85332	8-2	60450477006	3-20	17N-4-8991-1X	5-5
85333	8-2	60450477007	3-20	17NYS32-100	5-3
85337	8-1	60450478006	3-20	17NYS32-99	5-3
85712	8-1, 8-2, 8-3	60450478007	3-20	17NYS38-38A	5-4
85713	8-3	60450479006	3-20	17TYS32-99	5-5
85724	8-2	60450479007	3-20	17TYS38-76A2	5-5
85734	8-1, 8-2	131N-2-329	5-2	17TYSC31-54	5-5
85736	8-1, 8-2, 8-3	131N-2-479	5-2	472 500 120 0	4-17
85914	8-1	131N-3-128KX	5-1	472 500 220 0	4-17
85918	8-2	131N-3-7981KX	5-1	472 500 320 0	4-18
85919	8-1, 8-2	131N-3-8001KX	5-1	CB210084-2X	5-11
89405	8-2	131N-3-8021KX	5-1	CB210121-1XSA	5-11
89407	8-1	133N-3-7681KX	5-1	CB210370-1X	5-11
89411	8-2	133N-3-8041KX	5-1	CB210661-1XSA	5-11
89413	8-1	135N-2-119	5-2	CB210873-1X	5-11
89414	8-1	135N-3-1501KX	5-1	CB211187X	5-11
89422	8-2	135N-3-488KX	5-1	CP1204X	5-8
89432	8-1	135N-3-598KX	5-1	CP148N	5-7
89436	8-2	141N-2-159	5-2	CP160X	5-7
89437	8-3	141N-3-118KX	5-1	CP178X	5-7
89440	8-1, 8-2	141N-3-2041KX	5-1	CP178X	5-7
89443	8-2	141N-3-508KX	5-1	CP188X	5-7
89447	8-1	148N-2-479	5-2	CP213X	5-7
89449	8-2	148N-3-1641KX	5-1	CP279X	5-8
4153269	3-19	155DYS3 '2-6	5-4	CP280X	5-8
15986036	7-1	155N-3-1241X	5-1	CP3147X	5-7
23015179	7-1	16N-3-2261X	5-1	CP3415	5-7
26041145	7-1	16N-4-1721	5-2	CP3485	5-7
26054323	7-1	16N-4-1721-1	5-5	CP3486	5-7
29500307	7-1	16N-4-5571-1	5-5	CP4555	5-7
29505061	7-1	16N-4-5721	5-2	CP674X	5-9
29505388	7-1	16N-4-5731	5-3	CP675X	5-9
29508650	7-1	16N-4-6241	5-2	CSH5-24-27	5-6
29509167	7-1	16N-4-6281X	5-2	DS402370	7-2
29512406	7-1	16N-4-6281X	5-2	DS404	7-2
29514623	7-1	16N-4-6291X	5-2	E001182	7-1
29514624	7-1	16N-4-6961X	5-2	FS4205A4301614	7-1
29542158	7-1	16N-4-7171-1	5-5	FS5106A21898	7-1
60050312	3-21	16NYS34-23A	5-3	FS5205A4301877	7-1
60050313	3-21	17N-3-2401X	5-1	FS5406A4301403	7-1
60450454	3-21	17N-3-2651X	5-1	FS6206A3316257	7-1
60450455	3-21	17N-3-2671X	5-1	FS6306A4301403	7-1
60450476	3-20	17N-3-2761X	5-1	FS6306A4301485	7-1
60450477	3-20	17N-4-1981	5-3	FS6406A4301403	7-1
		17N-4-4561	5-3	FS6406A4301485	7-1
		17N-4-4601	5-3	GCB210088-1X	5-11
		17N-4-4601-1	5-5	HFB52013	7-1
		17N-4-5041X	5-3	HFB52033	7-1

## NUMERICAL PARTS LISTING

PART NUMBER	PAGE	PART NUMBER	PAGE	PART NUMBER	PAGE
KIT769AM	3-21	KSMA212 4709E1	1-20	KSR301 4702QP	1-16
KIT 963	1-70	KSMA212 4709E2	1-20	KSR301 4703QP	1-16
KIT 1350LW	1-68	KSMA212 4709E2BL	1-20	KSR301 4704QP	1-17
KIT 1756	1-70	KSMA212 4710QP	1-17	KSR301 4705QP	1-17
KIT 2761	2-31	KSMA212 4719E	1-17	KSR301 4707QP	1-22
KIT 8000	1-40	KSMA212 4719R	1-17	KSR301 4707QPM	1-23
KIT 8000HD	1-41	KSMA212 4725E	1-19	KSR301 4709E1	1-20
KIT 8000MBHD	1-41	KSMA212 4725R	1-19	KSR301 4709E2	1-21
KIT 8021	1-38	KSMA310 1308E	1-15	KSR301 4710QP	1-17
KIT 8022	1-57	KSMA310 1308Q	1-15	KSR403 4514Q	1-19
KIT 8026HD	1-44	KSMA310 4311E	1-20	KSR403 4514QR	1-19
KIT 8029	1-39	KSMA310 4514Q	1-19	KSR403 4515Q	1-21
KIT 8033	1-57	KSMA310 4514QR	1-19	KSR403 4515QM	1-22
KIT 8042	1-55	KSMA310 4515Q	1-21	KSR403 4524Q	1-18
KIT 8080	1-42	KSMA310 4524Q	1-18	KSR403 4524QR	1-18
KIT 8081	1-42	KSMA310 4524QR	1-18	KSR403 4703QP	1-16
KIT 8824HD	1-37	KSMA310 4702QP	1-16	KSR403 4707QP	1-22
KIT 8844HD	1-45	KSMA310 4707QP	1-22	KSR403 4707QPM	1-23
KIT 8847HDA	1-38	KSMA310 4707QPM	1-23	KT16SB	5-6
KIT 15901	1-69	KSMA310 4709E1	1-20	KT17SB	5-6
KIT 15902	1-69	KSMA310 4709E2	1-20	MD184	3-16, 3-23
KIT 15907	1-69	KSMA312 1308E	1-15	MD224	3-23
KITD769AM	3-20	KSMA312 1308Q	1-15	MD225	3-17, 3-23
KITD769707	3-20	KSMA312 1443E	1-15	MD380	3-16, 3-23
KITD769708	3-20	KSMA312 4311E	1-20	MD411	3-16, 3-18
KSMA210 1308E	1-15	KSMA312 4311EBL	1-20		3-24
KSMA210 1308Q	1-15	KSMA312 4514Q	1-19	MD769	3-20
KSMA210 4311E	1-20	KSMA312 4514QR	1-19	MD777	3-24
KSMA210 4515Q	1-21	KSMA312 4515Q	1-21	MD784	3-22, 3-24
KSMA210 4524Q	1-18	KSMA312 4524Q	1-18	MD786	3-19, 3-24
KSMA210 4524QR	1-18	KSMA312 4524QR	1-18	MD786A	3-19, 3-24
KSMA210 4702QP	1-16	KSMA312 4702QP	1-16	MD989	3-22
KSMA210 4707QP	1-22	KSMA312 4702QPBL	1-16	MD1064	3-26
KSMA210 4709E1	1-20	KSMA312 4703QP	1-16	MD1066	3-26
KSMA210 4709E2	1-20	KSMA312 4707QP	1-22	MD1067	3-26
KSMA212 1308E	1-15	KSMA312 4707QPBL	1-22	MD1068	3-26
KSMA212 1308Q	1-15	KSMA312 4709E1	1-20	MD1069	3-26
KSMA212 1443E	1-15	KSMA312 4709E2	1-21	MD1328	3-27
KSMA212 4311E	1-20	KSMA312 4709E2BL	1-21	MD1329	3-18, 3-27
KSMA212 4311EBL	1-20	KSMA312 4710QP	1-17	MD1330	3-18, 3-27
KSMA212 4514Q	1-19	KSMA312 4719E	1-17	MMD224	3-23
KSMA212 4514QR	1-19	KSMA312 4719R	1-17	MMD225	3-17, 3-23
KSMA212 4515Q	1-21	KSMA312 4725E	1-19	MMD380	3-16, 3-23
KSMA212 4515QBL	1-21	KSMA312 4725R	1-19	MMD411	3-16, 3-18,
KSMA212 4524Q	1-18	KSMA312 4726R	1-23		3-24
KSMA212 4524QR	1-18	KSR301 1308E	1-15	MMD769	3-20
KSMA212 4551Q	1-23	KSR301 1308Q	1-15	MMD777	3-24
KSMA212 4702QP	1-16	KSR301 4311E	1-20	MMD784	3-24
KSMA212 4702QPBL	1-16	KSR301 4514Q	1-19	MMD786	3-19, 3-24
KSMA212 4702QPT	1-16	KSR301 4514QR	1-19	MMD786A	3-19, 3-24
KSMA212 4703QP	1-16	KSR301 4515Q	1-21	MMD1064	3-26
KSMA212 4704QP	1-17	KSR301 4524Q	1-18	MMD1066	3-26
KSMA212 4705QP	1-17	KSR301 4524QA	1-18	MMD1067	3-26
KSMA212 4707QP	1-22	KSR301 4524QR	1-18	MMD1068	3-26
KSMA212 4707QPBL	1-22	KSR301 4551Q	1-23	MMD1069	3-26

## NUMERICAL PARTS LISTING

PART NUMBER	PAGE	PART NUMBER	PAGE	PART NUMBER	PAGE
MMD1328	3-27	R0010219	2-12	R002462	2-25, 2-26,
MMD1329	3-18, 3-27	R0010220	2-12		2-28, 2-30,
MMD1330	3-18, 3-27	R0010221	2-12		2-31
MKT 1308E	1-38	R0010222	2-12	R002463	2-25
PKSMA210 4515Q	1-21	R0010225L	2-5	R002464	2-25, 2-31
PKSMA210 4707QP	1-22	R0010225R	2-5	R002465	2-25
PKSMA212 4515Q	1-21	R0010226L	2-5	R002467	2-25, 2-31
PKSMA212 4515QBL	1-21	R0010226R	2-5	R002468	2-25, 2-31
PKSMA212 4515QHD	1-21	R0010227L	2-4	R002550	2-31
PKSMA212 4707QP	1-22	R0010227R	2-4	R002658	2-23, 2-24,
PKSMA212 4707QPBL	1-22	R0010228L	2-5		2-31
PKSMA310 4515Q	1-21	R0010228R	2-5	R002659	2-23, 2-24,
PKSMA310 4707QP	1-22	R0010229	2-5		2-31
PKSMA312 4515Q	1-21	R0010234	2-3	R002660	2-23, 2-24,
PKSMA312 4515QBL	1-21	R0010235	2-3		2-31
PKSMA312 4707QP	1-22	R0010242	2-12	R002663	2-24
PKSR301 4515Q	1-21	R0010254L	2-2	R003501	2-21
PKSR301 4707QP	1-22	R0010254R	2-2	R003502	2-21
PSMA210 4515Q	1-21	R0010675	2-12	R003504	2-27
PSMA210 4707QP	1-22	R0010676	2-12	R003505	2-27
PSMA212 4515Q	1-21	R001124L	2-6	R003506	2-27
PSMA212 4515QBL	1-21	R001124R	2-6	R003507	2-28
PSMA212 4707QP	1-22	R001252	2-31	R003508	2-27
PSMA212 4707QPBL	1-22	R001561	2-31	R003509	2-28
PSMA310 4515Q	1-21	R001607L	2-4	R003510	2-23
PSMA310 4707QP	1-22	R001607R	2-4	R004849	2-20
PSMA312 4515Q	1-21	R001623L	2-5	R004850	2-22
PSMA312 4515QBL	1-21	R001623R	2-5	R004851	2-22
PSMA312 4707QP	1-22	R001828	2-3	R004852	2-22
PSR301 4515Q	1-21	R001905	2-5	R004853	2-22
PSR301 4707QP	1-22	R002002	2-14	R004854	2-20
QAR	7-2	R002237	2-31	R004855	2-21
QD100	7-2	R002296	2-23, 2-31	R004856	2-24
QHD	7-2	R002297	2-22, 2-31	R004857	2-28
QHR	7-2	R002298	2-22, 2-31	R004858	2-25
QR100	7-2	R002299	2-23, 2-31	R004859	2-20
R000540	2-31	R002300	2-23, 2-31	R004861	2-20
R000572	2-31	R002301	2-23, 2-31	R004862	2-26
R000573	2-26, 2-31	R002302	2-23	R004863	2-26
R0010202L	2-6	R002303	2-26, 2-30,	R004864	2-26
R0010202R	2-6		2-31	R004865	2-20
R0010203L	2-6	R002304	2-26, 2-30,	R004867	2-20
R0010203R	2-6		2-31	R004868	2-22
R0010206L	2-6	R002305	2-27, 2-30,	R004869	2-20
R0010206R	2-6		2-31	R004870	2-22
R0010208L	2-6	R002417	2-29, 2-31	R004871	2-21, 2-31
R0010208R	2-6	R002418	2-29, 2-31	R004873	2-24
R0010209L	2-6	R002419	2-29, 2-31	R004874	2-20
R0010209R	2-6	R002423	2-30	R004875	2-22
R0010210L	2-6	R002424	2-30, 2-31	R004876	2-25
R0010210R	2-6	R002425	2-30	R004877	2-28, 2-31
R0010215	2-12	R002460	2-25	R004878	2-26
R0010216	2-12	R002461	2-25, 2-26,	R004879	2-20
R0010217	2-12		2-31	R004881	2-28, 2-31
R0010218	2-12			R004942	2-14

## NUMERICAL PARTS LISTING

PART NUMBER	PAGE	PART NUMBER	PAGE	PART NUMBER	PAGE
R004944	2-14	R005579L	2-3	R005782	2-19
R004945	2-14	R005579R	2-3	R005783G	2-18
R004946	2-14	R005652L	2-2	R005784G	2-17
R004947	2-14	R005652R	2-2	R005785G	2-17
R004948	2-14	R005702	2-14	R005796	2-13
R004949	2-14	R005704	2-3	R005798	2-13
R004950	2-14	R005706	2-15	R005799	2-13
R004951	2-14	R005708	2-3	R005800	2-13
R004952	2-14	R005710	2-3	R005801	2-13
R004953	2-14	R005711	2-3	R005820	2-18
R004955	2-15	R005712	2-16	R005821G	2-18
R004956A	2-15	R005718L	2-6	R005822	2-18
R004957	2-15	R005718R	2-6	R005823	2-18
R004958	2-15	R005719L	2-6	R005827G	2-17
R004960	2-13	R005719R	2-6	R005828G	2-17
R004961A	2-3	R005720L	2-6	R005829G	2-17
R004962	2-4	R005720R	2-6	R005837	2-17
R004963	2-4	R005721L	2-8	R005838G	2-17
R004964L	2-10	R005721R	2-8	R005839	2-17
R004964R	2-10	R005722L	2-8	R005840	2-19
R004965L	2-10	R005722R	2-8	R005841	2-18
R004965R	2-10	R005726	2-15	R005868L	2-4
R004966L	2-10	R005727	2-15	R005868R	2-4
R004966R	2-10	R005728	2-15	R005869L	2-10
R004967L	2-10	R005729	2-15	R005869R	2-10
R004967R	2-10	R005734	2-3	R005870L	2-10
R004968L	2-10	R005736	2-14	R005870R	2-10
R004968R	2-10	R005737	2-14	R005871L	2-6
R004969L	2-10	R005738	2-14	R005871R	2-6
R004969R	2-10	R005739	2-14	R005872	2-13
R004975R	2-2	R005740	2-14	R005882	2-18
R004976R	2-2	R005742	2-14	R005883	2-17
R004979R	2-2	R005743	2-14	R005885G	2-18
R004987A	2-15	R005746	2-17	R005887	2-15
R004989	2-16	R005747	2-17	R005889	2-18
R004990	2-16	R005750L	2-4	R005890	2-18
R005007	2-3	R005750R	2-4	R005891	2-18
R005008	2-4	R005753	2-17	R005892	2-3
R005012	2-16	R005754	2-18	R005896L	2-7
R005018	2-15	R005755	2-17	R005896R	2-7
R005032	2-14	R005756L	2-10	R005898L	2-4
R005033	2-19	R005756R	2-10	R005898R	2-4
R005036	2-17	R005757L	2-10	R005899L	2-4
R005040AG	2-17	R005757R	2-10	R005899R	2-4
R005044	2-17	R005761	2-16	R005900L	2-6
R005045	2-17	R005764L	2-10	R005900R	2-6
R005046	2-19	R005764R	2-10	R005901	2-15
R005047	2-19	R005765L	2-10	R005902G	2-18
R005055	2-17	R005765R	2-10	R005904A	2-19
R005554L	2-2	R005766L	2-10	R005905AG	2-19
R005554R	2-2	R005766R	2-10	R005906	2-19
R005570	2-17	R005772	2-19	R005909L	2-8
R005571AG	2-17	R005775	2-10	R005909R	2-8
R005572AG	2-17	R005776	2-10	R005910L	2-8
R005573	2-17	R005780	2-19	R005910R	2-8

## NUMERICAL PARTS LISTING

PART NUMBER	PAGE	PART NUMBER	PAGE	PART NUMBER	PAGE
R005911L	2-8	R006142	2-26, 2-30,	R008990R	2-4
R005911R	2-8		2-31	R008992L	2-5
R005926G	2-17	R006144	2-27	R008992R	2-5
R005927G	2-17	R006145	2-27	R008993L	2-5
R005944	2-13	R006146	2-27	R008993R	2-5
R005946	2-13	R006147	2-27	R008994L	2-5
R005947	2-13	R006148	2-27	R008994R	2-5
R005949	2-13	R007224	2-14	R008995L	2-4
R005952	2-14	R007664	2-31	R008995R	2-4
R005954	2-13	R007665	2-31	R008996L	2-4
R005955	2-13	R007666	2-31	R008996R	2-4
R005957	2-14	R007775	2-4	R009001L	2-4
R005960	2-14	R007895L	2-1	R009001R	2-4
R005961	2-14	R007895R	2-1	R009003L	2-9
R005962	2-14	R007896L	2-1	R009003R	2-9
R005963	2-14	R007896R	2-1	R009008L	2-9
R005964	2-14	R007897L	2-1	R009008R	2-9
R005969	2-15	R007897R	2-1	R009011L	2-8
R005970	2-15	R007898L	2-1	R009011R	2-8
R005971	2-15	R007898R	2-1	R009012L	2-2
R005972	2-15	R008947L	2-9	R009012R	2-2
R005974	2-18	R008947R	2-9	R009020	2-3
R005977L	2-2	R008954L	2-8	R009021	2-3
R005977R	2-2	R008954R	2-8	R009022R	2-3
R005978L	2-1	R008957L	2-8	R009023G	2-18
R005978R	2-1	R008957R	2-8	R009024	2-18
R005982L	2-5	R008958L	2-8	R009261	2-15
R005982R	2-5	R008958R	2-8	R009262	2-15
R005983L	2-7	R008960	2-13	R009524L	2-8
R005983R	2-7	R008966L	2-4	R009524R	2-8
R005985L	2-5	R008966R	2-4	R009525L	2-8
R005985R	2-5	R008968L	2-6	R009525R	2-8
R005987L	2-6	R008968R	2-6	R009526	2-12
R005987R	2-6	R008969L	2-6	R109994	4-7
R005988L	2-1	R008969R	2-6	R200028	6-2
R005988R	2-1	R008972L	2-4	R200044	6-2
R005991	2-3	R008972R	2-4	R200050	6-2
R005995L	2-2	R008977L	2-8	R200074	6-2
R005995R	2-2	R008977R	2-8	R200154	6-2
R005996L	2-2	R008978L	2-8	R200184	6-2
R005996R	2-2	R008978R	2-8	R200195	6-1, 6-3
R005997	2-12	R008979L	2-6	R200268	6-3, 6-4, 6-5
R005998	2-11	R008979R	2-6		
R005999	2-12	R008980	2-12	R200275	6-2
R006000A	2-3	R008981	2-12	R200278	6-2
R006034	2-12	R008982L	2-6	R200280	6-2
R006035	2-12	R008982R	2-6	R201307	6-1, 6-3, 6-5
R006036	2-12	R008983L	2-6		
R006053	2-19	R008983R	2-6	R201309	6-3, 6-5
R006054G	2-19	R008985L	2-4	R201310	6-3, 6-5
R006057L	2-7	R008985R	2-4	R201315	6-1, 6-3, 6-4, 6-5
R006057R	2-7	R008986	2-13		
R006138	2-21	R008987	2-12	R201426	6-1, 6-2, 6-4, 6-5
R006139	2-21	R008988	2-12		
R006141	2-29, 2-31	R008990L	2-4		

## NUMERICAL PARTS LISTING

PART NUMBER	PAGE	PART NUMBER	PAGE	PART NUMBER	PAGE
R201427	6-1, 6-2, 6-4	R42R65533	3-18	R45B412	3-31
R230028	6-1, 6-4, 6-5	R42R65534	3-18	R45B429	3-31
R230029	6-1, 6-4, 6-5	R42R65536	3-18	R45B430	3-31
R230068	6-1, 6-2, 6-3, 6-4, 6-5	R4512472	3-33	R45B440	3-31
R230069	6-1, 6-2, 6-3, 6-4, 6-5	R457013680	3-32	R45B451	3-31
R230090	6-3	R457013681	3-32	R45B460	3-31
R230415	6-1	R457013682	3-32	R45B508	3-31
R230416	6-1	R457013683	3-32	R45B512	3-31
R250112	6-3, 6-4, 6-5, 6-6	R457013684	3-32	R45B520	3-31
R250113	6-3, 6-4, 6-5	R457013685	3-32	R45B530	3-31
R279X	5-8	R457013686	3-32	R45B540	3-31
R280X	5-8	R457013687	3-32	R45B551	3-31
R301835	2-3	R457013688	3-32	R45B560	3-31
R4011121	3-21	R457013689	3-32	R45B608	3-31
R4011729	3-20, 3-21	R457013690	3-32	R45B612	3-31
R4011754	3-19	R457013691	3-32	R45B620	3-31
R40H5519	3-16	R457013692	3-32	R45B630	3-31
R40H5522	3-16, 3-17	R457013693	3-32	R45B640	3-31
R40H5735	3-16, 3-18	R457013694	3-32	R45B651	3-31
R4255098	3-16	R457013695	3-32	R45B660	3-31
R4255099	3-16	R457013696	3-32	R507002	1-39
R4255250	3-17	R457013697	3-32	R507003	1-40
R4255313	3-16	R457013698	3-32	R507004	1-37
R4255604	3-19	R457013699	3-32	R507006	1-40
R4255605	3-19	R457013700	3-32	R507057	1-43
R4255656	3-17	R457013701	3-32	R507064	1-43
R4255717	3-16	R457013702	3-32	R507077	1-41
R4255849	3-19	R457013703	3-32	R507083	1-39
R4255850	3-19	R458564	3-31	R507084	1-43
R4255857	3-18	R458565	3-31	R507085	1-43
R4255858	3-18	R458566	3-31	R507086	1-39
R42R55098	3-16	R458567	3-31	R507094	1-41
R42R55099	3-16	R458568	3-31	R508030	1-37
R42R55250	3-17	R458569	3-31	R607015	1-54
R42R55313	3-16	R458570	3-31	R607016	1-54
R42R55604	3-16	R458571	3-33	R607017	1-54
R42R55605	3-16, 3-19	R458572	3-33	R607018	1-54
R42R55656	3-17	R458639	3-31	R607029	1-54
R42R55717	3-16	R458640	3-31	R607030	1-54
R42R55849	3-19	R458641	3-31	R607035	1-54
R42R55855	3-22	R458642	3-31	R607036	1-54
R42R55856	3-22	R458643	3-31	R607105	1-54
R42R55857	3-18	R458644	3-31	R607106	1-54
R42R55858	3-18	R458645	3-31	R607111	1-54
R42R55994	3-22	R458646	3-31	R607112	1-54
R42R55995	3-22	R458692	3-33	R607117	1-53
		R458932	3-33	R607118	1-53
		R45B308	3-31	R607119	1-53
		R45B312	3-31	R607120	1-53
		R45B320	3-31	R607121	1-53
		R45B330	3-31	R607122	1-53
		R45B340	3-31	R607123	1-53
		R45B351	3-31	R607124	1-53
		R45B360	3-31	R607125	1-54
		R45B408	3-31	R607126	1-54

## NUMERICAL PARTS LISTING

PART NUMBER	PAGE	PART NUMBER	PAGE	PART NUMBER	PAGE
R607127	1-52	R801071	1-67	R802301	1-65
R607128	1-52	R801072	1-67	R802310	1-65
R607129	1-52	R801073	1-67	R802311	1-65
R607130	1-52	R801074	1-67	R802316	1-65
R607131	1-53	R801075	1-67	R802317	1-65
R607132	1-53	R801077	1-66	R802320	1-65
R607133	1-52	R801079	1-67	R802321	1-65
R607134	1-52	R801080	1-67	R802332	1-65
R607135	1-53	R801100	1-68	R802333	1-65
R607136	1-53	R801101	1-68	R802354	1-65
R607137	1-52	R801102	1-68	R802355	1-66
R607138	1-52	R801716	1-74	R802356	1-66
R607139	1-53	R802000	1-64	R802357	1-66
R607140	1-53	R802001	1-64	R802361	1-66
R607141	1-52	R802002	1-64	R802371	1-66
R607142	1-52	R802003	1-64	R802380	1-66
R607143	1-52	R802020	1-64	R802381	1-66
R607144	1-52	R802021	1-64	R802382	1-66
R607147	1-54	R802022	1-64	R802383	1-66
R607148	1-54	R802023	1-64	R802400	1-66
R607149	1-54	R802030	1-64	R802401	1-66
R607150	1-54	R802031	1-64	R802402	1-66
R607151	1-54	R802032	1-64	R802403	1-66
R607152	1-54	R802033	1-64	R802412	1-66
R607153	1-55	R802040	1-64	R802413	1-66
R607154	1-55	R802041	1-64	R802414	1-66
R607155	1-55	R802042	1-64	R802415	1-66
R607156	1-55	R802043	1-64	R802416	1-66
R607261	1-54	R802048	1-64	R802417	1-66
R607262	1-54	R802049	1-64	R802420	1-66
R607279	1-55	R802050	1-64	R802421	1-66
R607280	1-55	R802051	1-64	R802422	1-66
R607281	1-55	R802052	1-64	R802423	1-66
R607282	1-55	R802053	1-64	R802430	1-66
R607283	1-55	R802060	1-64	R802431	1-66
R607284	1-55	R802061	1-64	R802440	1-67
R615002	1-56	R802062	1-64	R802441	1-67
R615013	1-56	R802063	1-64	R802444	1-67
R615015	1-56	R802070	1-64	R802445	1-67
R615021	1-56	R802071	1-64	R802446	1-67
R615026	1-37	R802072	1-64	R802447	1-67
R674X	5-9	R802073	1-64	R802462	1-67
R675X	5-9	R802074	1-65	R802463	1-67
R801001	1-64	R802075	1-65	R802486	1-67
R801002	1-64	R802260	1-65	R802487	1-67
R801003	1-64	R802261	1-65	R802490	1-67
R801004	1-64	R802262	1-65	R802491	1-67
R801040	1-65	R802263	1-65	R802512	1-67
R801041	1-65	R802280	1-65	R802513	1-67
R801042	1-66	R802281	1-65	R802610	1-68
R801043	1-65	R802290	1-65	R802611	1-68
R801044	1-66	R802291	1-65	R802616	1-68
R801045	1-66	R802292	1-65	R802617	1-68
R801048	1-66	R802293	1-65	R802620	1-68
R801070	1-66	R802300	1-65	R802621	1-68



## NUMERICAL PARTS LISTING

PART NUMBER	PAGE	PART NUMBER	PAGE	PART NUMBER	PAGE
R802630	1-68	R806540	1-81	R810312	1-84
R802631	1-68	R806541	1-79	R810313	1-84
R802644	1-65	R806542	1-81	R810314	1-83
R802645	1-65	R806543	1-77	R810315	1-84
R802648	1-67	R806544	1-79	R810327	1-83
R802649	1-67	R806545	1-79	R950055	3-29, 3-29
R802656	1-64	R806546	1-81	R950056	3-29, 3-29
R802657	1-64	R806547	1-80	R950057	3-29, 3-29
R802666	1-65	R806548	1-77	R950070	4-15
R802667	1-65	R806549	1-76	R950071	4-15
R802684	1-67	R806550	1-81	R950072	4-15
R802685	1-67	R806551	1-76	R950073	4-15
R806001	1-75	R806552	1-79	R950074	4-15
R806002	1-75	R806553	1-82	R950075	4-15
R806003	1-75	R806554	1-79	R950076	4-15
R806004	1-75	R806555	1-80	R950077	4-15
R806009	1-75	R806556	1-76	R950078	4-15
R806010	1-75	R806557	1-82	R950079	4-15
R806011	1-75	R806558	1-82	R950080	4-15
R806012	1-75	R806559	1-77	R950081	4-15
R806016	1-75	R806560	1-77	R950082	4-15
R806017	1-75	R806563	1-82	R950083	4-15
R806018	1-75	R806564	1-83	R950084	4-15
R806022	1-75	R810001ALW	1-70	R950085	4-16
R806023	1-75	R810001LW	1-71	R950086	4-16
R806024	1-75	R810002	1-71	R950087	4-16
R806025	1-75	R810002A	1-71	R950088	4-16
R806026	1-75	R810003	1-72	R950089	4-16
R806500	1-75	R810003A	1-72	R950090	4-16
R806501	1-75	R810004	1-72	R950091	4-16
R806502	1-75	R810004A	1-73	R950092	4-16
R806503	1-75	R810005	1-73	R950093	4-16
R806504	1-75	R810005LW	1-73	R950094	4-16
R806505	1-75	R810012	1-74	R950095	4-16
R806507	1-76	R810013 LW	1-74	R950096	4-16
R806508	1-76	R810014 LW	1-74	R950097	4-16
R806521	1-80	R810015 LW	1-74	R950098	4-16
R806522	1-82	R810016 LW	1-74	R950099	4-15
R806523	1-80	R810018	1-74	R950100	4-15
R806524	1-82	R810019	1-74	R950101	4-15
R806525	1-77	R810020	1-74	R950102	4-15
R806526	1-78	R810021	1-74	R950103	4-15
R806527	1-77	R810022	1-74	R950104	4-15
R806528	1-78	R810023	1-74	R950105	4-15
R806529	1-78	R810024	1-74	R950106	4-15
R806530	1-80	R810025	1-74	R950107	4-15
R806531	1-81	R810300	1-84	R950108	4-15
R806532	1-78	R810302	1-83	R950109	4-15
R806533	1-78	R810303	1-83	R950110	4-15
R806534	1-80	R810304	1-84	R950111	4-15
R806535	1-76	R810305	1-84	R955065041X	4-5
R806536	1-76	R810306	1-84	R955065225N	4-5
R806537	1-78	R810309	1-84	R955065624N	4-7
R806538	1-79	R810310	1-83	R955101818	4-9
R806539	1-81	R810311	1-83	R955101818N	4-9

## NUMERICAL PARTS LISTING

PART NUMBER	PAGE	PART NUMBER	PAGE	PART NUMBER	PAGE
R955101818X	4-9	S400 850 844 0	3-28, 3-29	SMA212 4702QPBL	1-16
R955103010N	4-12	S400 850 915 0	3-28, 3-29	SMA212 4702QPT	1-16
R955103010X	4-12	S434 100 310 0	4-4	SMA212 4703QP	1-16
R955103981N	4-5	S441 032 809 0	4-17	SMA212 4704QP	1-17
R955106439X	4-2	S441 032 813 0	4-17	SMA212 4705QP	1-17
R955107514X	4-2	S441 032 814 0	4-17	SMA212 4707QP	1-22
R955107796N	4-6	S441 032 900 0	4-16	SMA212 4707QPBL	1-22
R955108110X	4-2	S446 004 313 0	4-16	SMA212 4709E1	1-20
R955108804X	4-3	S446 004 601 0	4-16	SMA212 4709E2	1-21
R955109219X	4-2	S446 004 602 0	4-16	SMA212 4709E2BL	1-21
R955109477X	4-6	S446 044 085 0	3-30	SMA212 4710QP	1-17
R955109578N	4-6	S446 044 086 0	3-30	SMA212 4719E	1-17
R955109685N	4-5	S446 106 076 0	4-16	SMA212 4725E	1-19
R955228600N	4-13	S446 109 011 0	3-30	SMA310 1308E	1-15
R955275491N	4-1	S446 280 012 0	3-30	SMA310 1308Q	1-15
R955276567N	4-8	S446 280 013 0	3-30	SMA310 4311E	1-20
R955276567X	4-8	S446 280 790 4	3-30	SMA310 4514Q	1-19
R955277147N	4-10	S449 532 120 0	4-18	SMA310 4514QR	1-19
R955278614N	4-7	S451 900 474 2	3-29	SMA310 4515Q	1-21
R955286171	4-9	S451 900 924 2	3-28, 3-29	SMA310 4524Q	1-18
R955286171N	4-9	S451 900 925 2	3-28, 3-29	SMA310 4524QR	1-18
R955286171X	4-9	S468 411 005 0	3-28	SMA310 4702QP	1-16
R955286364N	4-13	S468 413 020 2	3-28	SMA310 4707QP	1-22
R955286364X	4-13	S468 413 921 2	3-28, 3-29	SMA310 4707QPM	1-23
R955286528X	4-1	S472 500 120 0	4-17	SMA310 4709E1	1-20
R955286934X	4-4	S472 500 220 0	4-17	SMA310 4709E2	1-21
R955288063X	4-13	S472 500 320 0	4-18	SMA312 1308E	1-15
R955289714N	4-11	S478 901 054 0	3-28, 3-29	SMA312 1308Q	1-15
R955289714X	4-11	S899 759 815 4	4-18	SMA312 1443E	1-15
R955500	4-15	S899 760 510 4	4-18	SMA312 4311E	1-20
R9555004613X	4-3	SHD	7-2	SMA312 4311EBL	1-20
R9555004614X	4-3	SHR	7-2	SMA312 4514Q	1-19
R955500-BK	4-15	SMA210 1308E	1-15	SMA312 4514QR	1-19
R955501	4-15	SMA210 1308Q	1-15	SMA312 4515Q	1-21
R95550-1-BK	4-15	SMA210 4311E	1-20	SMA312 4524Q	1-18
R95550-2-08-BK	4-14	SMA210 4515Q	1-21	SMA312 4524QR	1-18
R95550-3-08-BK	4-14	SMA210 4524Q	1-18	SMA312 4702QP	1-16
R95550-4-08-BK	4-14	SMA210 4524QR	1-18	SMA312 4702QPBL	1-16
R95550-5-08-BK	4-14	SMA210 4702QP	1-16	SMA312 4703QP	1-16
R955506-08-BK	4-14	SMA210 4707QP	1-22	SMA312 4707QP	1-22
R955507-08-BK	4-14	SMA210 4709E1	1-20	SMA312 4707QPBL	1-22
R955800405N	4-6	SMA210 4709E2	1-21	SMA312 4709E1	1-20
R955800629N	4-10	SMA212 1308E	1-15	SMA312 4709E2	1-21
R955KN18530X	4-1	SMA212 1308Q	1-15	SMA312 4709E2BL	1-21
R955KN23000N	4-7, 4-8	SMA212 1443E	1-15	SMA312 4710QP	1-17
R955KN23010N	4-7, 4-8	SMA212 4311E	1-20	SMA312 4719ES	1-17
R955KN31000X	4-11	SMA212 4311EBL	1-20	SMA312 4725ES	1-19
R992002	2-31	SMA212 4514Q	1-19	SMA312 4726ES	1-23
R992004	2-31	SMA212 4514QR	1-19	SP-1013	5-6
RD20145	7-2	SMA212 4515Q	1-21	SP-1014	5-6
RKN20021	4-13	SMA212 4515QBL	1-21	SR301 1308E	1-15
RKN25060	4-8	SMA212 4524Q	1-18	SR301 1308Q	1-15
RKN32011	4-12	SMA212 4524QR	1-18	SR301 4311E	1-20
RPL23160	7-2	SMA212 4551Q	1-23	SR301 4514Q	1-19
RR20145	7-2	SMA212 4702QP	1-16	SR301 4514QR	1-19

## NUMERICAL PARTS LISTING

PART NUMBER	PAGE	PART NUMBER	PAGE	PART NUMBER	PAGE
SR301 4515Q	1-21	XK210 4707QP	1-34	XK310 1308E	1-26
SR301 4524Q	1-18	XK210 4709E1	1-32	XK310 1308Q	1-27
SR301 4524QA	1-18	XK210 4709E2	1-33	XK310 4311E	1-32
SR301 4524QR	1-18	XK212 1308E	1-26	XK310 4311EH	1-33
SR301 4551Q	1-23	XK212 1308Q	1-27	XK310 4514Q	1-31
SR301 4702QP	1-16	XK212 1443E	1-26	XK310 4514QR	1-32
SR301 4703QP	1-16	XK212 4223E	1-29	XK310 4515Q	1-33
SR301 4704QP	1-17	XK212 4223EH	1-29	XK310 4515QHD	1-33
SR301 4705QP	1-17	XK212 4311E	1-32	XK310 4524Q	1-29
SR301 4707QP	1-22	XK212 4311EH	1-33	XK310 4524QR	1-30
SR301 4707QPM	1-23	XK212 4317E	1-31	XK310 4551Q	1-36
SR301 4709E1	1-20	XK212 4317EH	1-31	XK310 4702QP	1-27
SR301 4709E2	1-21	XK212 4514Q	1-31	XK310 4707QP	1-34
SR301 4710QP	1-17	XK212 4514QR	1-32	XK310 4707QPM	1-35
SR403 4514Q	1-19	XK212 4515Q	1-33	XK310 4709E1	1-32
SR403 4514QR	1-19	XK212 4515QHD	1-33	XK310 4709E2	1-33
SR403 4515Q	1-21	XK212 4515QHDMB	1-33	XK312 1308E	1-26
SR403 4515QM	1-22	XK212 4524Q	1-29	XK312 1308Q	1-27
SR403 4524Q	1-18	XK212 4524QR	1-30	XK312 1443E	1-26
SR403 4524QR	1-18	XK212 4551Q	1-36	XK312 4223E	1-29
SR403 4703QP	1-16	XK212 4552Q	1-36	XK312 4311E	1-32
SR403 4707QP	1-22	XK212 4702QP	1-27	XK312 4317E	1-31
SR403 4707QPM	1-23	XK212 4703QP	1-27	XK312 4514Q	1-31
SRWABK118	4-4	XK212 4704QP	1-28	XK312 4514QR	1-32
TAS40042	7-1	XK212 4705QP	1-28	XK312 4515Q	1-34
TAS55001	7-1	XK212 4707QP	1-34	XK312 4515QHD	1-34
THP60001	7-1	XK212 4707QPMB	1-34	XK312 4515QHDMB	1-34
THP60010	7-1	XK212 4709E1	1-32	XK312 4524Q	1-29
US170X	5-9	XK212 4709E2	1-33	XK312 4524QR	1-30
US250X	5-9	XK212 4710QP	1-28	XK312 4551Q	1-36
US90X	5-7	XK212 4719E	1-28	XK312 4702QP	1-27
W01-358-0700	9-1	XK212 4719R	1-28	XK312 4703QP	1-27
W01-358-0702	9-1	XK212 4725E	1-30	XK312 4707QP	1-34
W01-358-0708	9-1	XK212 4725ER	1-30	XK312 4707QPMB	1-34
W01-358-0725	9-1	XK212 4729ES	1-26	XK312 4709E1	1-32
W01-358-8997	9-1	XK301 1308E	1-26	XK312 4709E2	1-33
W01-358-9039	9-1	XK301 1308Q	1-27	XK312 4710QP	1-28
W01-358-9073	9-1	XK301 1443E	1-26	XK312 4719E	1-28
W01-358-9105	9-1	XK301 4311E	1-32	XK312 4719R	1-28
W01-358-9457	9-1	XK301 4311EH	1-33	XK312 4725E	1-30
W01-358-9641	9-1	XK301 4514Q	1-31	XK312 4725ER	1-30
WC1-358-0556	9-1	XK301 4514QR	1-32	XK403 4514Q	1-31
WC1-358-0609	9-1	XK301 4515Q	1-34	XK403 4514QR	1-32
WC1-358-0683	9-1	XK301 4515QHD	1-34	XK403 4515M	1-34
WC1-358-1652	9-1	XK301 4515QHDMB	1-34	XK403 4515Q	1-34
WC1-358-9454	9-1	XK301 4524Q	1-29	XK403 4515QHD	1-34
XK210 1308E	1-26	XK301 4524QR	1-30	XK403 4524Q	1-29
XK210 1308Q	1-27	XK301 4551Q	1-36	XK403 4524QR	1-30
XK210 1443E	1-26	XK301 4702QP	1-27	XK403 4703QP	1-27
XK210 4311E	1-32	XK301 4703QP	1-27	XK403 4707QP	1-35
XK210 4311EH	1-33	XK301 4707QPM	1-35	XK403 4707QPM	1-35
XK210 4515Q	1-33	XK301 4707QPMB	1-35	XSMA210 1308E	1-26
XK210 4515QHD	1-33	XK301 4709E1	1-32	XSMA210 1308Q	1-27
XK210 4551Q	1-36	XK301 4709E2	1-33	XSMA210 1443E	1-26
XK210 4702QP	1-27	XK301 4710QP	1-28	XSMA210 4311E	1-32

## NUMERICAL PARTS LISTING

PART NUMBER	PAGE	PART NUMBER	PAGE	PART NUMBER	PAGE
XSMA210 4311EH	1-33	XSMA312 4223E	1-29		
XSMA210 4515Q	1-33	XSMA312 4311E	1-32		
XSMA210 4551Q	1-36	XSMA312 4317E	1-31		
XSMA210 4702QP	1-27	XSMA312 4514Q	1-31		
XSMA210 4707QP	1-34	XSMA312 4514QR	1-32		
XSMA210 4709E1	1-32	XSMA312 4515Q	1-34		
XSMA210 4709E2	1-33	XSMA312 4524Q	1-29		
XSMA212 1308E	1-26	XSMA312 4524QR	1-30		
XSMA212 1308Q	1-27	XSMA312 4551Q	1-36		
XSMA212 1443E	1-26	XSMA312 4702QP	1-27		
XSMA212 4223E	1-29	XSMA312 4703QP	1-27		
XSMA212 4223EH	1-29	XSMA312 4707QP	1-34		
XSMA212 4311E	1-32	XSMA312 4709E1	1-32		
XSMA212 4311EH	1-33	XSMA312 4709E2	1-33		
XSMA212 4317E	1-31	XSMA312 4710QP	1-28		
XSMA212 4317EH	1-31	XSMA312 4719E	1-28		
XSMA212 4514Q	1-31	XSMA312 4725ES	1-30		
XSMA212 4514QR	1-32	XSR301 1308E	1-26		
XSMA212 4515Q	1-33	XSR301 1308Q	1-27		
XSMA212 4524Q	1-29	XSR301 1443E	1-26		
XSMA212 4524QR	1-30	XSR301 4311E	1-32		
XSMA212 4551Q	1-36	XSR301 4311EH	1-33		
XSMA212 4552Q	1-36	XSR301 4514Q	1-31		
XSMA212 4644Q	1-35	XSR301 4514QR	1-32		
XSMA212 4674E	1-36	XSR301 4515Q	1-34		
XSMA212 4674E	1-36	XSR301 4524Q	1-29		
XSMA212 4702QP	1-27	XSR301 4524QA	1-30		
XSMA212 4703QP	1-27	XSR301 4524QR	1-30		
XSMA212 4704QP	1-27	XSR301 4551Q	1-36		
XSMA212 4705QP	1-28	XSR301 4702QP	1-27		
XSMA212 4707QP	1-34	XSR301 4703QP	1-27		
XSMA212 4709E1	1-32	XSR301 4707QP	1-35		
XSMA212 4709E2	1-33	XSR301 4707QPM	1-35		
XSMA212 4710QP	1-28	XSR301 4709E1	1-32		
XSMA212 4719ES	1-28	XSR301 4709E2	1-33		
XSMA212 4725ES	1-30	XSR301 4710QP	1-28		
XSMA212 4729ES	1-26	XSR403 4514Q	1-31		
XSMA310 1308E	1-26	XSR403 4514QR	1-32		
XSMA310 1308Q	1-27	XSR403 4515Q	1-34		
XSMA310 4311E	1-32	XSR403 4515QM	1-34		
XSMA310 4311EH	1-33	XSR403 4524Q	1-29		
XSMA310 4514Q	1-31	XSR403 4524QR	1-30		
XSMA310 4514QR	1-32	XSR403 4703QP	1-27		
XSMA310 4515Q	1-33	XSR403 4707QP	1-35		
XSMA310 4524Q	1-29	XSR403 4707QPM	1-35		
XSMA310 4524QR	1-30				
XSMA310 4551Q	1-36				
XSMA310 4702QP	1-27				
XSMA310 4707QP	1-34				
XSMA310 4707QPM	1-35				
XSMA310 4709E1	1-32				
XSMA310 4709E2	1-33				
XSMA312 1308E	1-26				
XSMA312 1308Q	1-27				
XSMA312 1443E	1-26				

# NOTES

## NOTES

## NOTES

## **MERITOR AFTERMARKET PARTS WARRANTY**

We warrant all new parts for one year from date of shipment to the buyer against defective material or workmanship (but not against damage caused by accident, abuse or improper installation, maintenance or repair) when such parts are used on vehicles the specifications of which have been approved by our Engineering Department.

As the exclusive remedy under this warranty, we will, at our option, repair or replace such parts free of charge, or take back the nonconforming parts and refund the monies paid by buyer for such parts, if found on examination by us to be nonconforming and if any necessary return charges are prepaid.

If it is necessary to return any parts under this warranty, buyer agrees not to make any deduction on account thereof from remittances on current accounts while claims are in the process of disposition. Any expense incurred without our consent for repairs or replacement will not be allowed.

**THIS WARRANTY IS EXPRESSLY IN LIEU OF ALL OTHER WARRANTIES OR CONDITIONS, EXPRESS, IMPLIED OR STATUTORY, INCLUDING ANY IMPLIED WARRANTY OF MERCHANTABILITY OR FITNESS FOR PARTICULAR PURPOSE. IN NO EVENT SHALL SELLER BE LIABLE FOR INCIDENTAL OR CONSEQUENTIAL DAMAGES OF ANY NATURE.**

Only genuine Meritor replacement parts are covered by this aftermarket parts warranty.



## NOTES



**MERITOR®**

**Meritor Heavy Vehicle Systems, LLC**  
7975 Dixie Highway  
Florence, KY 41042 USA

**For more information:**

**U.S. 888-725-9355**

**Canada 800-387-3889**

**[XpresswayPlus.Meritor.com](http://XpresswayPlus.Meritor.com)**

**[meritor.com](http://meritor.com)**